

Nevada State Opioid Response



CASAT's Role for SOR

- Execute deliverables of SOR II grant
- Draft/Issue NOFO
- Review applications/interview applicants
- Execute subawards
- Create monthly reporting templates for subawardees
- Review subawardee reports monthly
- Review RFRs monthly
 - Conduct utilization reviews as necessary
- Facilitate monthly subawardee meetings
- Review GPRA submissions weekly
- Purchase, distribute, and audit GPRA gift cards
- Facilitate monthly GPRA meetings
- Coordinate TTA opportunities with ORN
- Certify recovery housing (approved affiliate organization for recovery housing under NARR)
- Compile data and create monthly reports for GPO
- Complete annual and biannual reports
- Develop training materials (ie., naloxone, FTS, GPRA manual)
- Primary distributor for naloxone and fentanyl test strips
- Provide overdose TTA to distribution sites
- Administrator for nvopioidresponse website (used by SOR and OD2A)
- Administer Zero Suicide (at the completion of SOR 2 yr 2 transferred to OSP)
- Administer Adopt SBIRT
- Coordinate professional development opportunities for medical/behavioral health practitioners
- Collaborate with ASTHO OMNI/Reproductive Health Network
 - Develop toolkits
- Organize media campaigns
- SPARS reporting

SAMHSA Opioid Funding Timeline

Nevada STR/SOR

Nevada Received Both STR and SOR Grant Funding: Funding Streams Overlapped

	Year 1	Year 2	No-Cost Extension						
State Targeted Response to the Opioid Crisis (O-STR)	May 2017 - April 2018	May 2018 - April 2019	May 2019 - April 2020						
			Year 1	Year 2	NCE				
State Opioid Response I (SOR I)			October 2018 - September 2019	October 2019 - September 2020	October 2020 - September 2021				
			Supplement March 2019 - September 2020	Supplement March 2019 - September 2020	Supplement NCE October 2020 - September 2021				
					Year 1	Year 2	NCE		
State Opioid Response Grant II (SOR II)					October 2020 - September 2021	October 2021 - September 2022	October 2022 - September 2023		
							Year 1	Year 2	NCE
State Opioid Response Grant III (SOR III)							October 2022 - September 2023. IFC approval delayed use of funds	October 2023 - October 2024	October 2024 - September 2025

Service Development and Focus Area

STR

Year 1: \$993,529

Year 2: \$919,168

- Opioid misuse/use disorder
- Development of the 'hubs' (IOTRCs) of a Hub and Spoke Model
- Heavy emphasis on training medical providers following new legislation
- Neonatal Abstinence Syndrome (NAS) prevention
- Community Preparedness Plans

SOR

Year 1: \$6,642,026

Year 2: \$7,136,779

NCE: \$7,559,582

- Opioid misuse/use disorder
- Focused on increasing the number of 'spoke' agencies providing medication assisted treatment in outpatient settings
- Including:
 - Criminal Justice
 - Family Support
- Overdose education and naloxone distribution

SOR II

Year 1: \$9,042,400

Year 2: \$12,822,130

NCE: \$9,722,946

- Opioid and stimulant misuse/use disorder
- Expanded treatment to those with a stimulant use disorder
- Expanded focus to residential, transitional living, withdrawal management, and adolescents
- Peer Recovery Support Specialists in Emergency Departments
- Overdose education and naloxone distribution
- FTS distribution

SOR III

Year 1: \$13,060,418

- Recovery Housing
- Prevention coordination activities – aligned with MTSS
- Mobile Teams/Units
- Harm Reduction efforts:
 - Naloxone saturation plan

SOR III efforts will align with the goals and strategies identified within the Advisory Committee for a Resilient Nevada (ARCN) Statewide Plan

SOR Target Areas

Target 1: Outpatient Clinical Treatment and Recovery Services

Target 2: Medication Assisted Treatment and/or Behavioral Health Expansion for SAPTA Certified Providers

Target 3: Tribal Treatment and Recovery Services

Target 4: Peer Recovery Support Services

Target 5: Enhanced supports for children and/or families

Target 6: Hospital Based Recovery Teams

Target 7: Recovery Housing

Target 8: High-Intensity and/or Intensive Inpatient Services (Adults or Adolescents) | Level 3.7: Medically Monitored High-Intensity Inpatient Services Adolescent and Level 3.7 Medically Monitored Intensive Inpatient Services Adult

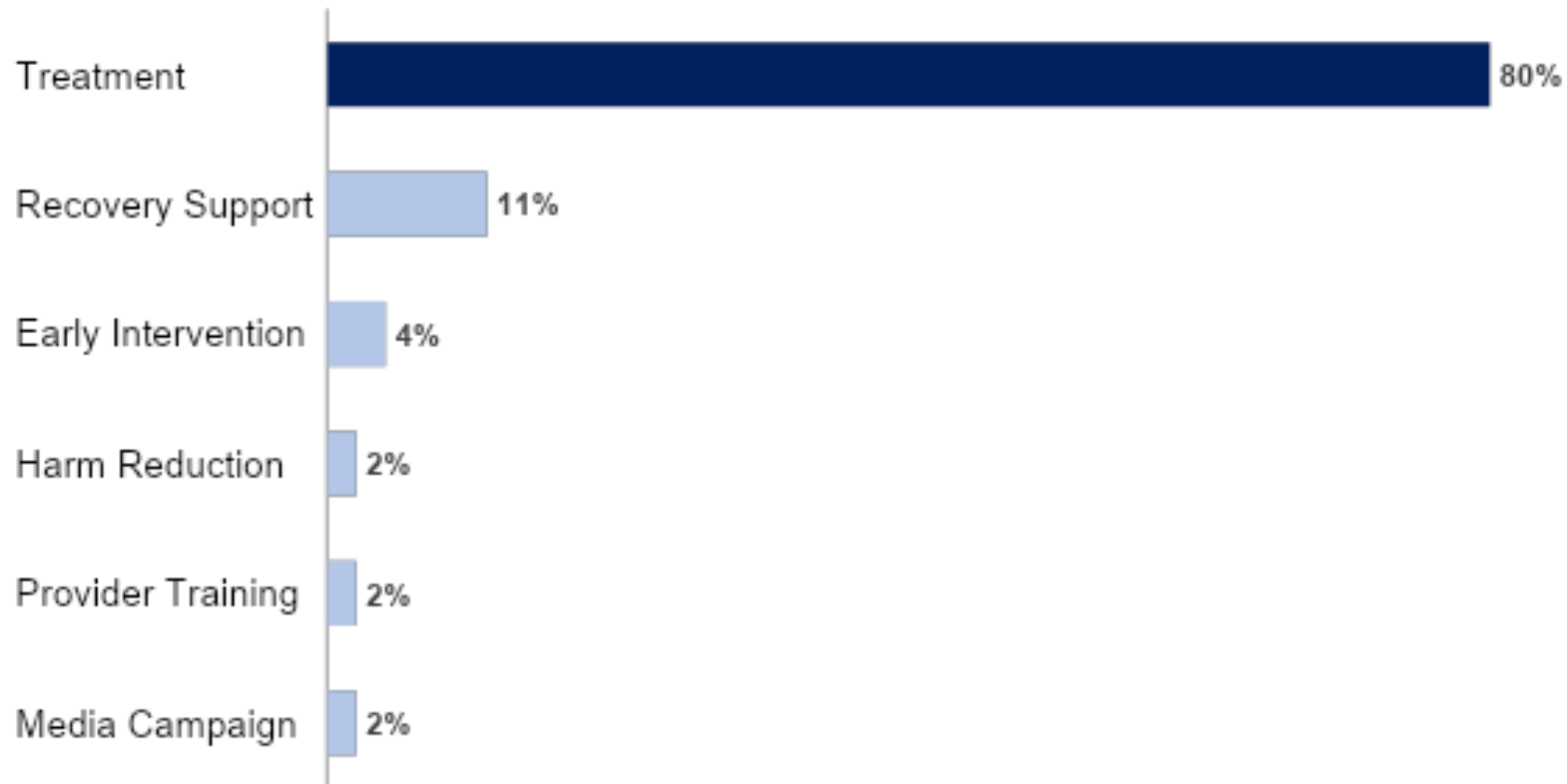
Target 9: Innovative Project or Multi-Service Delivery

State Targeted and State Opioid Response Grant Subaward Recipients

- Ackerman Center
- Behavioral Health Group - Formerly Center for Behavioral Health
- Bristlecone Family Resources
- Bridge Counseling*
- Carson Community Counseling Center
- Desert Parkway
- Dignity Health
- Eighth Judicial District Court
- Foundation for Recovery
- High Risk Pregnancy Center*
- KPS3*
- Las Vegas Justice Court
- Nevada Broadcasting Association*
- Nevada Center for Excellence in Disabilities
- Northern Nevada HOPES
- Project ECHO
- Quest Counseling & Consulting*
- Reno Behavioral Health*
- Renown Medical Center*
- Roseman University
- SBIRT
- Strong Minds*
- Southern Nevada Health District
- The Empowerment Center
- The Fearless Kind*
- The Life Change Center
- There is No Hero in Heroin - Alternative Peer Group, Adult Outpatient
- Trac-B Exchange: ED Program; Vending Machines, Rural Clinics
- Unshakeable
- Vegas Stronger
- Vitality Unlimited*
- Washoe County Sheriff's Office
- West Care
- Zero Suicide

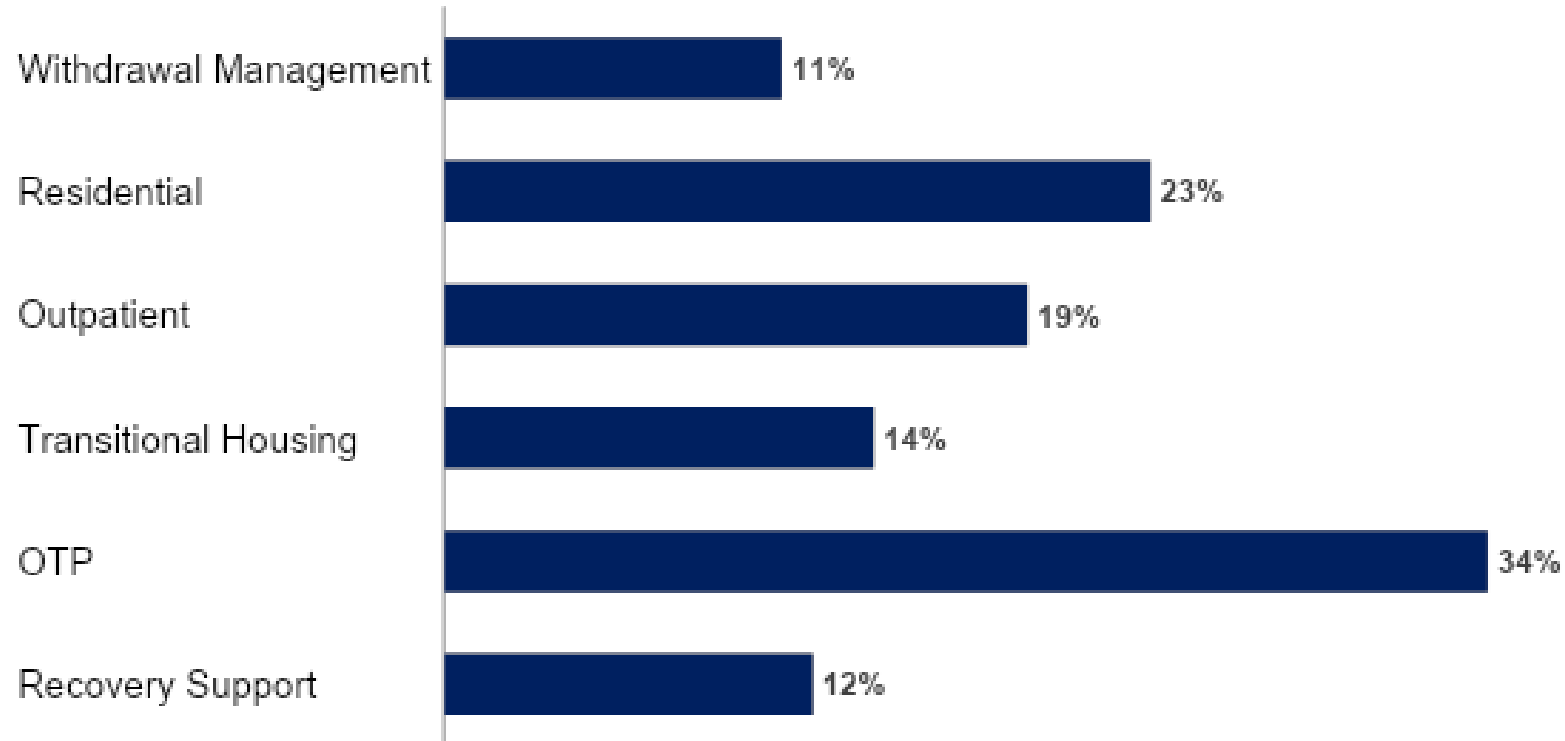
*no longer receiving STR/SOR funding

Funding by Category



	Total Expenditures
Treatment	\$14,644,951
Recovery Support	\$1,932,316
Early Intervention	\$662,579
Harm Reduction	\$434,725
Provider Training	\$286,479
Media Campaign	\$283,000
Total to Subgrantee Agencies	\$18,244,050

Funding By Direct Service Type



Service Type	Amount Expended
Withdrawal Management	\$1,614,106
Residential	\$3,314,582
Outpatient	\$2,744,727
Transitional Housing	\$2,034,670
Opioid Treatment Program (OTP)	\$4,936,866
Recovery Support	\$1,765,381
Total	\$16,410,333

Direct Service Breakdown

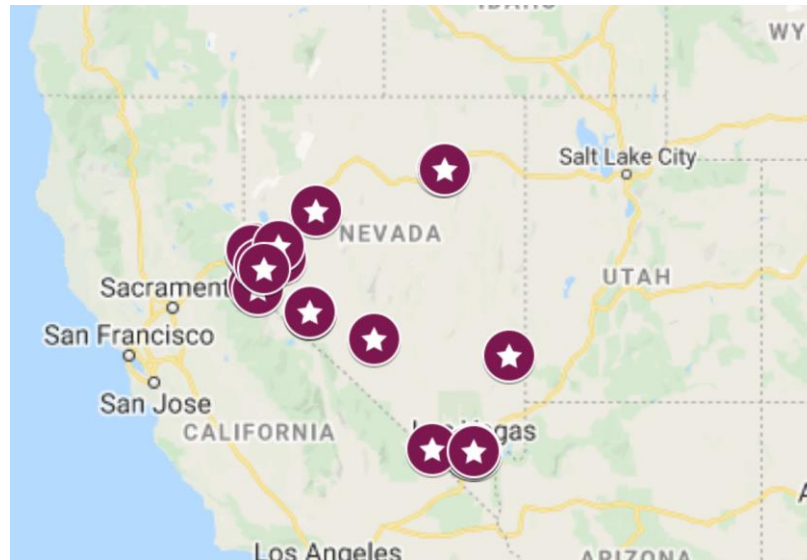
Treatment Type	Number of Treatment Episodes	Median LOS (Days)	LOS Range (Days)	Average Cost per Client
Withdrawal Management (includes 3.7 D, 3.2D, and 3.7 psychiatric)	1,022	2	1-20	\$1,579
Residential (includes 3.5 or 3.1)*	440	28	1-106	\$7,533
Outpatient*	499	105	1-622	\$5,500
Transitional Housing*	216	86	1-274	\$9,420
OTP*	685	168	1-648	\$7,207
Recovery Support	402	128	1-574	\$4,392

Total Treatment Episodes for SOR 2 Funded Services: 3,284

Prevention – Naloxone Distribution

Data Range: February 2018 – March 2023

- Kits assembled and provided to distribution sites: 68,484
- Reversals reported: 2,192
- Kits distributed to law enforcement/first responder agencies: 11,474



Detection: Fentanyl Test Strips

- SOR Education and Distribution Plan with priority given to:
 - Harm reduction organizations, Needle Exchange Programs
 - Organizations that engage in street outreach and work directly with high-risk populations
 - Law Enforcement/First Responders
 - Existing Naloxone Distribution Sites and Prevention Coalitions
- March 1, 2022- March 22, 2023
 - 44,950 strips distributed statewide
 - *Distribution did not formally begin until Mid March 2022
 - 44 unique distribution sites

Clark County Overdose Data to Action Implementation Plan

- Launch: December 2021
- 187 individuals completed training
- 32 distributing partners
- 47,100 strips out at distro sites

Neonatal Abstinence Syndrome (NAS) Prevention

Perinatal Quality Collaborative – ASTHO OMNI

- Created State Action Plan
- Reference Guide for Reproductive Health Complicated by Substance Use
- Reference Guide for Labor and Delivery Complicated by Substance Use
- Training series

EMPOWERED Program – Roseman University

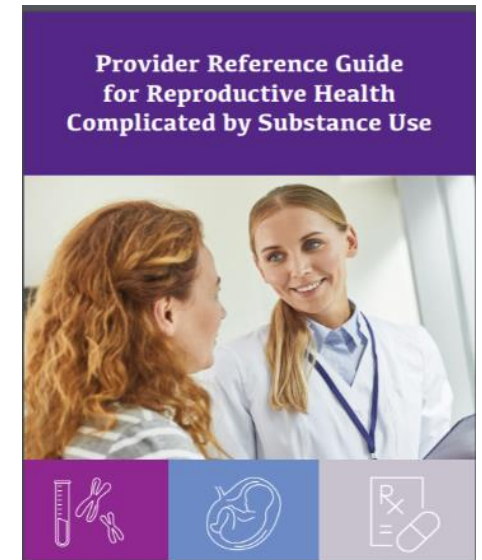
- Prenatal consults, developmental screenings, peer support, parenting classes, support group, individual and group counseling, connection to agencies that provide MAT, home visiting and other need services

The Life Change Center

- Treatment for pregnant and post-partum mothers

MOTHERED Program – High Risk Pregnancy Center

- Treatment for pregnant and post-partum mothers



Overdose Response

- SOR II - Emergency Room-Based Peers
 - Peers stationed in ER 24/7
 - Renown Regional Medical Center
 - Implementation in mid-June 2021
 - UMC of Southern Nevada
 - Began November 1, 2021, full implementation April 2022
 - 1,039 handoffs from hospital
 - completed 1,039 screenings,
 - transported 419 to withdrawal management,
 - referred 75 to housing or long-term care and
 - referred to 584 MAT or other care
 - provided 355 a warm handoff/transportation
 - attempted follow-up with 5,303 individuals*, and
 - successfully followed-up with 622 individuals*



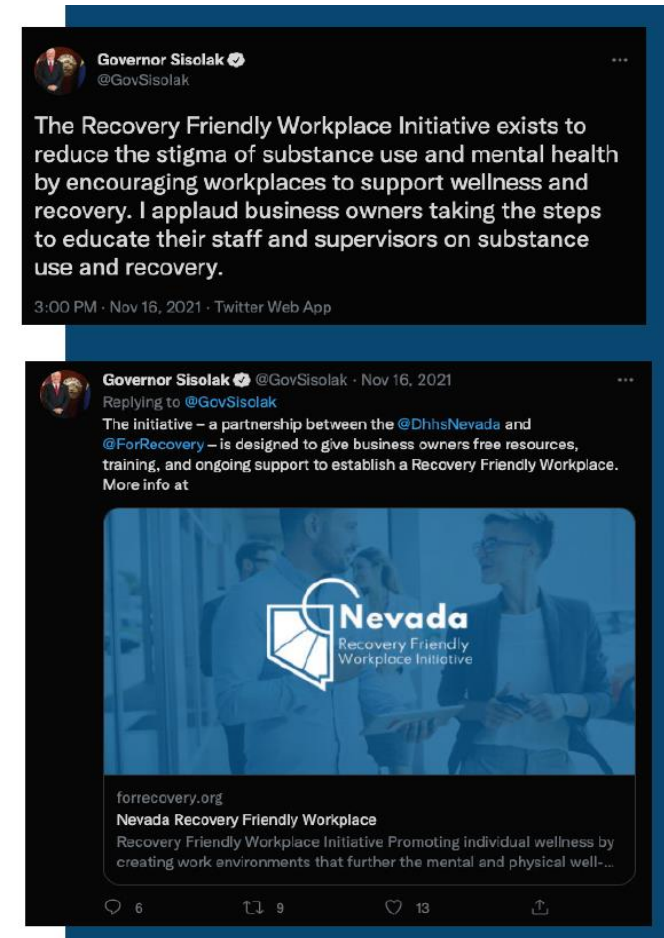
*Individuals are duplicate because follow-up was attempted in multiple months

Zero Suicide Initiative

- In partnership with the Office of Suicide Prevention
- Zero Suicide is a way to improve suicide care within primary health and behavioral health systems.
 - Promoting a culture of shared responsibility between Primary Care, Mental Health Services, Emergency Department/Crisis Response, In-patient units, and Recovery Supports is critical to prevent suicides.
 - Immediate Access to Care for All Persons in Suicidal Crisis
- Have completed 2 rounds of learning series- total 21 health care systems
- Ongoing Communities of Learning and Communities of Practice for all programs that completed the learning series

Media Campaigns

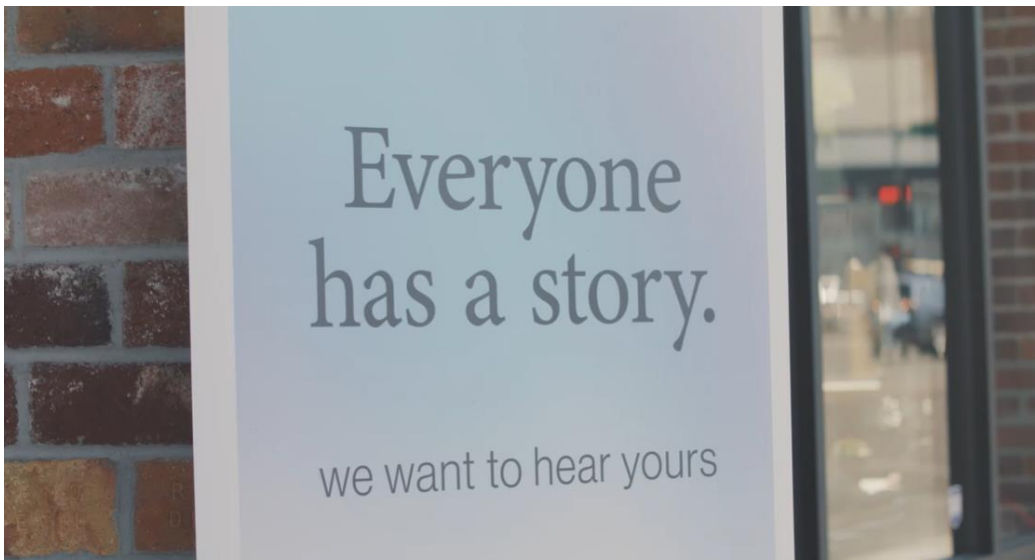
- Anti-Stigma
- Naloxone Awareness
- Seeking Treatment
- Recovery-Friendly Workplace



Awards Received for Media Campaigns worked on and funded by SOR

2022:

The "I Never Thought" opioid awareness campaign was submitted to the American Advertising Federation's Best of the West competition.



2023:

"Faces of Recovery" campaign for opioid awareness was submitted to the Northern Nevada American Advertising Federation competition.

Below are the categories that it won:

- **Public Service Campaign | Gold**
 - Public Service Campaign - public service advertising content that consists of 2–4 executions within a variety of mediums (TV, radio, online, etc.).
- **Public Service Campaign | Best of Show**
 - Work ranked above and beyond other entries within the local competition.
 - This is one of the top awards at the event.
- **Judge's Choice | Gold**
 - Work recognized by one of the judges of the competition.

Certification

CASAT certifies on behalf of the state, prevention programs, coalitions and treatment providers statewide.

Certification is based on NRS 458 and NAC 458.

Providers receiving funding from the state for these services must be certified.

Providers seeking enrollment in Medicaid Provider Type 17-215 must also be certified.

Our team provides clinical oversight and review in a technical assistance model.

This is a quality assurance model of oversight.

CASAT has been doing these activities on behalf of the state since 2006.

Certified Programs and Sites

There are approximately 78 certified sites including:



Substance Use Prevention



Substance Use Prevention Coalition



Administrative



Information and Referral Programs

102 substance use disorder treatment programs

- Translates to 168 sites
- Approximately 596 levels of service.

Update on opioid antagonist saturation plan

Summary of Saturation Plan

- Nevada has set the goal of an opioid antagonist present at 80% of witnessed overdoses based on SAMHSA guidance.
- *For full saturation, that would be 115,000 units distributed annually*
 - *1 unit=2 doses*
- *Between September 30, 2021- September 29,2022 Nevada distributed 27,916 kits*
- *Distribution goals over next two years*
 - *Year 1: 40,000 units*
 - *Year 2: 55,000 units*

Targeted Distribution and Communication Strategy

- Improve relationships with industry, focusing on entertainment to expand more targeted distribution sites related to risky behavior such as casinos, sporting organizations, cannabis dispensaries, bars and clubs, and the sex industry.
- Expand jail-based distribution and relationships with criminal justice agencies outside of the metropolitan areas
- Initiate emergency room opioid antagonist distribution, possibly in partnership with ED Bridge and Zero Suicide
- Increase availability of Harm Reduction Vending Machines into hotspot locations
- Work with the Attorney General's Office to reduce barriers to access through state legislation

Targeted Underrepresented Population Efforts

- Increased production and distribution of culturally appropriate translated materials and direct outreach including trainings given in alternative languages.
- Continued partnership with OD2A to utilize focus group outcomes to tailor approaches.
- Expand partnerships with community organizations that are well connected with BIPOC communities including: human trafficking response programs, vaccination systems, crisis centers.
- Recruit Faith-Based Organizations to expand access to opioid antagonist resources and reduce harm reduction barriers related to stigma
- Engage with the Minority Health Equity Coalition to acquire guidance to identify partners to reach populations that are traditionally more resistant to outreach efforts

Distribution Timeline

Goal/Activity to be completed by project staff & partners	Year 1 (in Quarters)				Year 2			
	Q1	Q2	Q3	Q4	Q1	Q2	Q3	Q4
Goal 1: Increase the number of distribution locations serving high risk populations								
Activity 1: Increase the number of criminal justice/first responder distribution location by 1 quarterly	x	x	x	x	x	x	x	x
Activity 2: Increase 2 distribution sites serving the entertainment industry per quarterly	x	x	x	x	x	x	x	x
Activity 3: Increase the number of 1 medical setting/emergency department distribution location by 1 every 6 months		x		x		x		x
Activity 4: Increase the number of harm reduction vending machines by 4 annually				x				x
Goal 2: Improve outreach and distribution to BIOPC populations								
Activity 1: Produce culturally appropriate translated materials	x							
Activity 2: Increase number of Mutual Aid and Coalition distribution locations by 1 per quarter	x	x	x	x	x	x	x	x
Activity 3: Increase Faith Based participation in distribution by 1 every 6 months		x		x		x		x
Activity 4: Distribute through a labor association by 1 every 6 months	x		x		x		x	
Goal 3: State litigation to reduce barriers to access naloxone								
Activity 1: Support Attorney General's office with needed data, networking, and technical assistance					x	x		

Distribution Progress

	Year 1 (Quarters)				Year 2 (Quarters)			
Goal/Activity to be completed by project staff & partners	Q1	Q2	Q3	Q4	Q1	Q2	Q3	Q4
Goal 1: Increase the number of distribution locations serving high risk populations								
Activity 1: Increase the number of criminal justice/first responder distribution location by 1 quarterly	✓	✓	✓	x	x	x	x	x
Activity 2: Increase 2 distribution sites serving the entertainment industry per quarterly	✓	✓	✓	x	x	x	x	x
Activity 3: Increase the number of 1 medical setting/emergency department distribution location by 1 every 6 months		✓		x		x		x
Activity 4: Increase the number of harm reduction vending machines by 4 annually				x				x
Goal 2: Improve outreach and distribution to BIOPC populations								
Activity 1: Produce culturally appropriate translated materials	✓							
Activity 2: Increase number of Mutual Aid and Coalition distribution locations by 1 per quarter	✓	✓	✓	x	x	x	x	x
Activity 3: Increase Faith Based participation in distribution by 1 every 6 months		✓		x		x		x
Activity 4: Distribute through a labor association by 1 every 6 months	✓		x		x		x	
Goal 3: State litigation to reduce barriers to access naloxone								
Activity 1: Support Attorney General's office with needed data, networking, and technical assistance					x	x		

Current Distribution

- Between September 30, 2022- March 30, 2023
 - CASAT has distributed 17,305 units to agencies for distribution
 - SOR funded distribution through SNHD 2,167 units
- *These numbers do not include all of SHND distribution
- Total under SOR 17,305 units (annual goal for year 1 is 40,000)

Naloxone Distribution Sites by County

County	Number of Distribution Sites
Carson City	3
Churchill	2
Clark*	13
Douglas	4
Elko	2
Esmeralda	0
Eureka	0
Humboldt	1
Lander	1
Lincoln	1
Lyon	2
Mineral	3
Nye	3
Pershing	1
Storey	1
Washoe	23
White Pine	0

Over-The-Counter Naloxone

- *FDA approved Narcan nasal spray for over-the-counter use on March 29, 2023*
- *Product is not currently available OTC*
- *There has not been a determination of cost at this point*
 - *Ongoing accessibility concerns for highest risk populations*
- *Unsure if Narcan will remain under insurance coverage*

- ***Other Opioid Antagonist Medication*** *expecting to receive FDA approval*
 - *Nalmefene HCL (injection already approved, nasal spray pending)*

Considerations

- *Currently the State Opioid Response Grant is the primary funder for the purchase of Opioid Antagonist Medication*
- *AB156 (2023). Passed in June 2023: Provides for the separate accounting of certain money for the purchase of opioid antagonists.*

SOR 3 Funding areas July 1 – September 29, 2030

- TARGET 1: Medication for Opioid Disorders and/or Behavioral Health Treatment Service Expansion
- TARGET 3: Recovery Support Services
- TARGET 5: Hospital-Based MOUD Induction
- TARGET 6: Recovery Housing
- TARGET 7: Rural and Frontier Mobile Recovery Units
- TARGET 10: School-based Prevention Programs

Locations of funded programs

Counties to be served	Number of agencies
Clark County	5
Washoe County	1
Carson City	2
Rural/Frontier	2

Contact Information

Name	
Title	Michelle Berry
Phone	775.682.8537
Email	mberry@casat.org

Name	
Title	Morgan Green
Phone	775.784.6252
Email	mgreen@casat.org