

# *Nevada Medicaid Recipients Employed by Employers with 50 or More Employees*

---

*January 2025*



*Office of Analytics  
Department of Health and Human Services*

*On behalf of the Division of Health Care Financing and Policy*

*Joe Lombardo  
Governor  
State of Nevada*

*Richard Whitley, MS  
Director  
Department of Health and Human Services*

## Acknowledgements

Prepared, Compiled, and Edited by:

Henry Agbewali  
Economist III  
Office of Analytics  
Department of Health of Human Services  
State of Nevada

Stephen Sun  
Economist III  
Office of Analytics  
Department of Health of Human Services  
State of Nevada

Ian Knight  
Management Analyst III  
Office of Analytics  
Department of Health of Human Services  
State of Nevada

Madison Lopey  
Chief Biostatistician  
Office of Analytics  
Department of Health of Human Services  
State of Nevada

Alexia Benshoof  
Health Bureau Chief  
Office of Analytics  
Department of Health of Human Services  
State of Nevada

Shannon Litz  
Deputy Director  
Director's Office  
Department of Health of Human Services  
State of Nevada

For additional information please contact:

[data@dhhs.nv.gov](mailto:data@dhhs.nv.gov)  
Office of Analytics  
Department of Health of Human Services  
State of Nevada

## Table of Contents

Acknowledgements .....	2
Table of Contents .....	3
Background.....	4
Technical Notes and Methodology .....	4
Key Findings .....	5
Results .....	6
Figure 1. Number of Employees and Dependents on Medicaid, SFY 2019 to SFY 2024 .....	6
Figure 2. Growth Rate of Employees and Dependents on Medicaid, SFY 2019 to SFY 2024.....	7
Figure 3. Total Cost to Medicaid .....	7
Figure 4. Growth Rate of Cost of Health Care to Employees and Dependents on Medicaid, SFY 2019 to SFY 2024.....	8
Figure 5. Total Cost Breakdown by Federal and State Share .....	8
Figure 6. Cost Breakdown by Federal and State Share .....	9
Figure 7. Annual Cost per Member, SFY 2019 to SFY 2024.....	10
Figure 8. Annual Cost per Employer, SFY 2019 to SFY 2024 .....	10
Figure 9. Top 20 Employers by Number of Employees and Dependents on Medicaid, SFY 2024 .....	11
Employee Demographics .....	11
Figure 10. Employees by Region .....	11
Figure 11. Employee Demographics by Race/Ethnicity .....	12
Figure 12. Primary Language Spoken by Employee.....	12
Figure 13. Age of Employee.....	13
Figure 14. Employee’s Medicaid Eligibility Budget Category*.....	13
Dependent Demographics .....	14
Figure 15. Dependents by Region.....	14
Figure 16. Dependents Demographics by Race/Ethnicity.....	14
Figure 17. Primary Language Spoken by Dependent.....	15
Figure 18. Age of Dependent.....	15
Figure 19. Dependents Medicaid Eligibility Budget Category*.....	16
Median Wage Subset.....	16
Appendix .....	17

## Background

The following report considers the cost of providing Medicaid services to members who work for an employer with 50 or more employees for State Fiscal Year (SFY) 2024. This report is produced annually in accordance with NRS 422.27482, which requires that the Department of Health and Human Services (DHHS) prepare an annual report listing all employers in Nevada that have 50 or more employees and the number of full-time employees each such employer has who are enrolled in Medicaid.

Federal law does not exclude employed individuals from coverage in Medicaid if they meet the eligibility requirements for Medicaid, including being low income. This includes employed individuals who have an offer of affordable health insurance from their employer. However, as a condition of eligibility in Medicaid, individuals must identify any potential third-party sources of coverage and assign the Medicaid agency the right to pursue third-party liability on their behalf for health care expenses.

During the federal Public Health Emergency (PHE), states were required to maintain continuous enrollment for Medicaid recipients, or they would risk being ineligible for enhanced federal Medicaid funds during the COVID-19 pandemic. For example, prior to the PHE, a Medicaid enrollee who found employment might have become ineligible for Medicaid due to excess income. However, during the federal PHE, these individuals could remain enrolled in Medicaid. Post-PHE redetermination of eligibility was ongoing throughout SFY 2024 and was largely complete as of August 2024. This process resulted in a reduction and stabilization of Medicaid enrollments as compared to the SFY 2022 to 2023 period.

## Technical Notes and Methodology

To determine if a company had employees enrolled in Medicaid, a list of Medicaid members provided by DHHS' Division of Welfare and Supportive Services (DWSS) was matched to records maintained by the Nevada Department of Employment, Training, and Rehabilitation (DETR). This match provided quarterly wage information and identification numbers of the employers for which Medicaid members worked during each quarter of SFY 2024.

Employment data were then further defined using the wage threshold associated with earning minimum wage in Nevada. More specifically, the group of Medicaid members presented in this report represents employees who earned \$4,920.00 or more in gross wage earnings for any 12-week consecutive period (one quarter) in SFY 2024, as reported to DETR. This gross quarterly wage represents the lower tier minimum wage of \$10.25 an hour paid to employees who worked 40 hours per week.

DETR also supplied the employer identification numbers, company names, and addresses for employers in Nevada with 50 or more employees. The wage file and employer file were then combined to identify which Medicaid members were employed by companies with 50 or more employees. It is important to note that a Medicaid member may have had more than one employer during the year.

The total cost to Nevada Medicaid represents the actual cost to the State, but the cost associated with each company considers the year's cost of the employees and dependents of that company and are duplicated across companies when an individual is employed by multiple employers during the fiscal year. As such, these company costs will not add up to the same amount as the cost to the State.

To determine the dependents of Medicaid members who worked for a company with 50 or more employees, corresponding case IDs (ICIs) were identified for the list of Medicaid members who work for companies with 50 or more employees and all other members of the case were counted.

To determine whether an employer offered health coverage benefits, staff matched the employer's Employer Identification Number (EIN) against the Department of Labor's Employee Benefits Security Administration's database of Forms 5500 filed by the employer. A value of 4A in line 8b on Form 5500 indicates that the employer offers a health benefits plan and a value of 4U in line 8b on Form 5500 indicates that the employer has a collective-bargained welfare arrangement. However, not all employers need to file a Form 5500, and those that do not may also offer health benefits to their employees. The Division of Insurance does not currently track which employers offer health insurance benefits unless there is a consumer complaint.

Cost data was pulled using the members' Medicaid ID and members' aid category code at the date of payment. The Centers for Medicare and Medicaid Services (CMS) reimburses each state for a percentage of its total Medicaid expenditures. This percentage, which varies by state, is called the Federal Medical Assistance Percentage (FMAP). The FMAP is computed from a formula that takes into account the average per capita income for each state relative to the national average. The FMAP was determined by the members' aid category code on a claim when the claim was paid. FMAPs are used in determining the amount of federal matching funds for state expenditures for assistance payments for certain social services, and state medical and medical insurance expenditures. The Social Security Act requires the Secretary of Health and Human Services to calculate and publish the FMAPs each year. Under the Consolidated Appropriations Act of 2023, Section 5131, the FMAP increase of 6.2% for the PHE from the Families First Coronavirus Response Act (FFCRA) was phased out in successive quarters. As a result, Nevada's FMAP percentage was 60.77% during federal FY 2024, greatly reduced from the value of 68.85% that prevailed for much of FY 2023.

## Key Findings

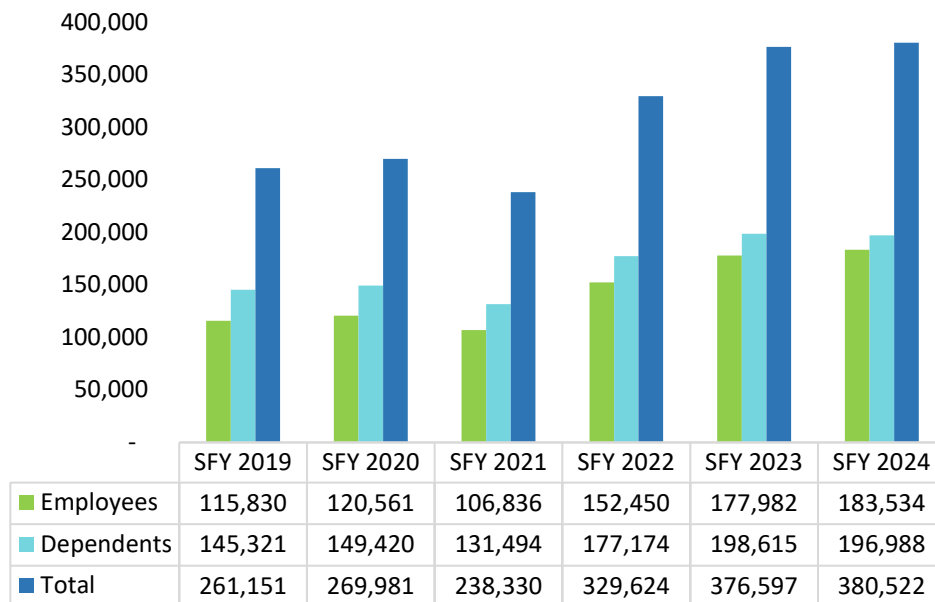
- In Nevada in SFY 2024, Medicaid covered 183,534 employees worked for companies with 50 or more employees, plus 196,988 of their dependents, for a total of 380,522 individuals. This is a 1.0% increase over the number covered in SFY 2023.
- Total cost to Medicaid to provide health care to these individuals was \$1,121,748,948, which is 22.8% less than the cost of care in SFY 2023. The cost per member declined 23.6%, from \$3,860 in SFY 2023 to \$2,948 in SFY 2024.
- 80% of the employees and dependents covered by Medicaid in this way live in Clark County (compared to 73% of the general population of Nevada living in Clark County).
- Hispanics account for largest portion of these Medicaid-covered individuals: 36% of employees and 42% of dependents. Relative to general population, the most heavily represented group is African Americans, with 24% of employees and 22% of dependents.
- Employees covered by Medicaid in 2024 were predominantly younger: over 50% are below 35 years of age and just over 75% are below 45; 78% of their dependents are under 18.
- Amazon.com Services Inc. is the leading employer of Nevada Medicaid recipients with a total of 18,093 employees and dependents covered. Amazon.com Services Inc. has held this position since SFY 2020. This number has risen considerably since SFY 2023, against the trend of the caseload as a whole.
- Wal-Mart Associates Inc. was the leading employer of Nevada Medicaid recipients consistently from SFY 2017 through SFY 2019 but is now ranked second to Amazon in SFY 2020 through SFY 2024.
- Clark County School District has ranked third since SFY 2020.
- In terms of cost of coverage, the State of Nevada moved from the eighth position in SFY 2022 to sixth in SFY 2023 and fifth in SFY 2024. By number of people on the caseload, it is fourth.

- Amazon.com Services Inc., Wal-Mart Associates Inc, Clark County School District, Smith’s Food and Drug Centers Inc. and the State of Nevada have consistently held their positions in the top 10 from the onset of the report to the present.
- Most employees (71%) are covered through the Adult Expansion to Medicaid, but the bulk of dependents (70%) are eligible under Original Medicaid rules.

## Results

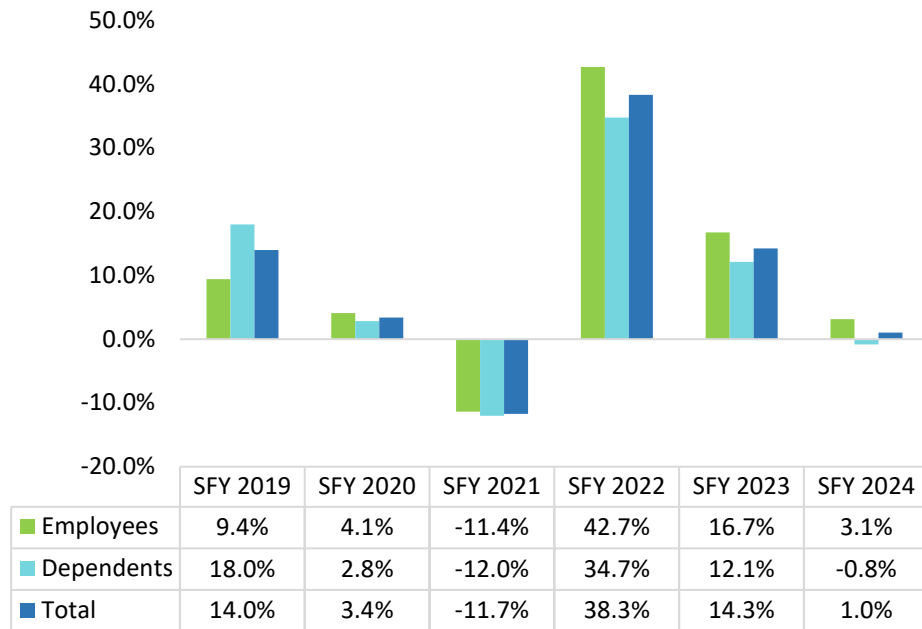
In SFY 2024, there were 183,534 employees covered by Medicaid who worked for companies with 50 or more employees and an associated 196,988 dependents, for a total of 380,522 individuals covered.

Figure 1. Number of Employees and Dependents on Medicaid, SFY 2019 to SFY 2024



The number of employees and their dependents rose by 1.0% from SFY 2023 to SFY 2024; the overall increase from SFY 2019 to SFY 2024 was 45.7%. The process of post-PHE redetermination has discharged many clients who no longer met the eligibility criteria, which helped stabilize the caseload in the last quarter of 2024.

Figure 2. Growth Rate of Employees and Dependents on Medicaid, SFY 2019 to SFY 2024



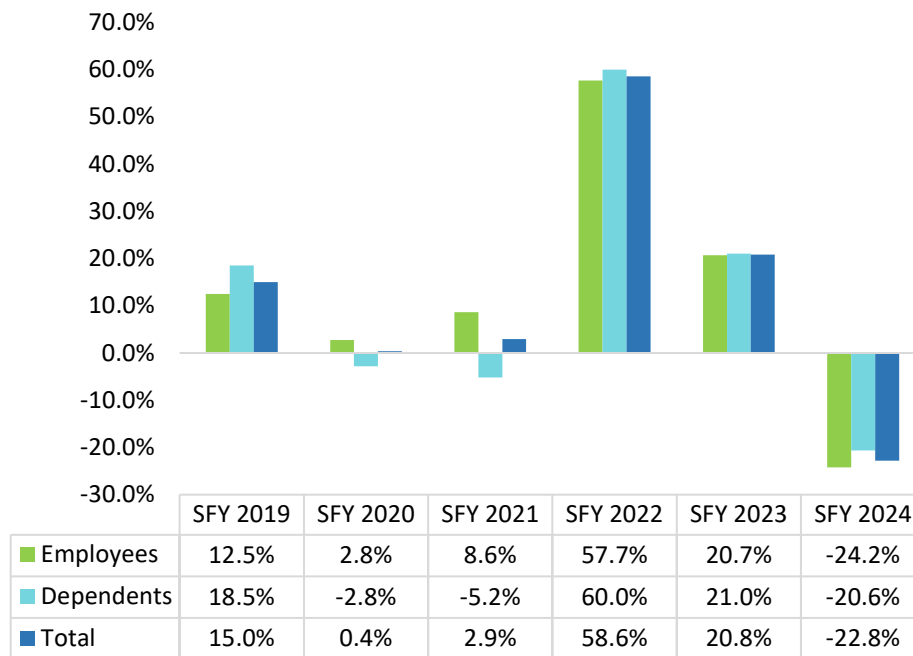
In SFY 2024, the cost of providing health care to these employees was \$679,554,096 and the cost for providing health care to the dependents of these employees was \$442,194,852. Combining these results, the total cost to Medicaid for providing health care for these individuals was \$1,121,748,948. This is a decline of 22.8% in the total cost to Medicaid from SFY 2023 to 2024. The overall change from SFY 2019 to 2024, by comparison, was an increase of 52.8%.

Figure 3. Total Cost to Medicaid

	SFY 2019	SFY 2020	SFY 2021	SFY 2022	SFY 2023	SFY 2024
<b>Total Cost to Medicaid</b>	\$734,322,050	\$737,153,147	\$758,756,963	\$1,203,245,054	\$1,453,601,914	\$1,121,748,948
<b>Cost of Employees</b>	\$422,032,965	\$433,686,928	\$471,010,521	\$742,830,100	\$896,420,827	\$679,554,096
<b>Cost of Dependents</b>	\$312,289,084	\$303,466,220	\$287,746,441	\$460,414,954	\$557,181,087	\$442,194,852

The changing population of employees and dependents on Medicaid is also associated with changing costs of providing Medicaid coverage to that population. The rises in cost of providing health care for employees and their dependents of 58.6% from SFY 2021 to SFY 2022 and another 20.8% from SFY 2022 to SFY 2023 were associated with large increases in caseload. However, the 22.8% fall in cost from SFY 2023 to SFY 2024 came against an increase in caseload of 1.0%, indicating a fall in utilization and per member per cost, largely due to the continuous coverage during the PHE.

Figure 4. Growth Rate of Cost of Health Care to Employees and Dependents on Medicaid, SFY 2019 to SFY 2024



Medicaid is a jointly funded program by the state and the federal government. The federal government's financial contribution to the program is determined by the Federal Medical Assistance Percentage (FMAP). The FMAP is calculated based on the state's per capita income relative to the national average income. FMAP splits are based on paid date and determined by the members' aid category code on a paid claim's net payment. Most FMAPs are subject to annual federal fiscal year (FFY) updates by the Centers for Medicare and Medicaid Services (CMS). However, due to the COVID-19 Public Health Emergency (PHE) wind down there were two FMAP decreases in FFY 2023, from 6.2 percentage points (as during the PHE) before March 31, 2023, down to 5 percentage points through June 30, 2023, and down again to 2.5 percentage points through September 30, 2023. As of January 1, 2024, the FMAP rate increase granted as part of FFCRA was phased out altogether. Nevada's general FMAP percentage therefore returned to 60.77% during FFY 2024, as determined by the standard formula. Certain categories of members may have different FMAP rates: the CHIP FMAP rate (for Nevada Check Up) is 72.54%, while the FMAP for new eligibles is 90%.

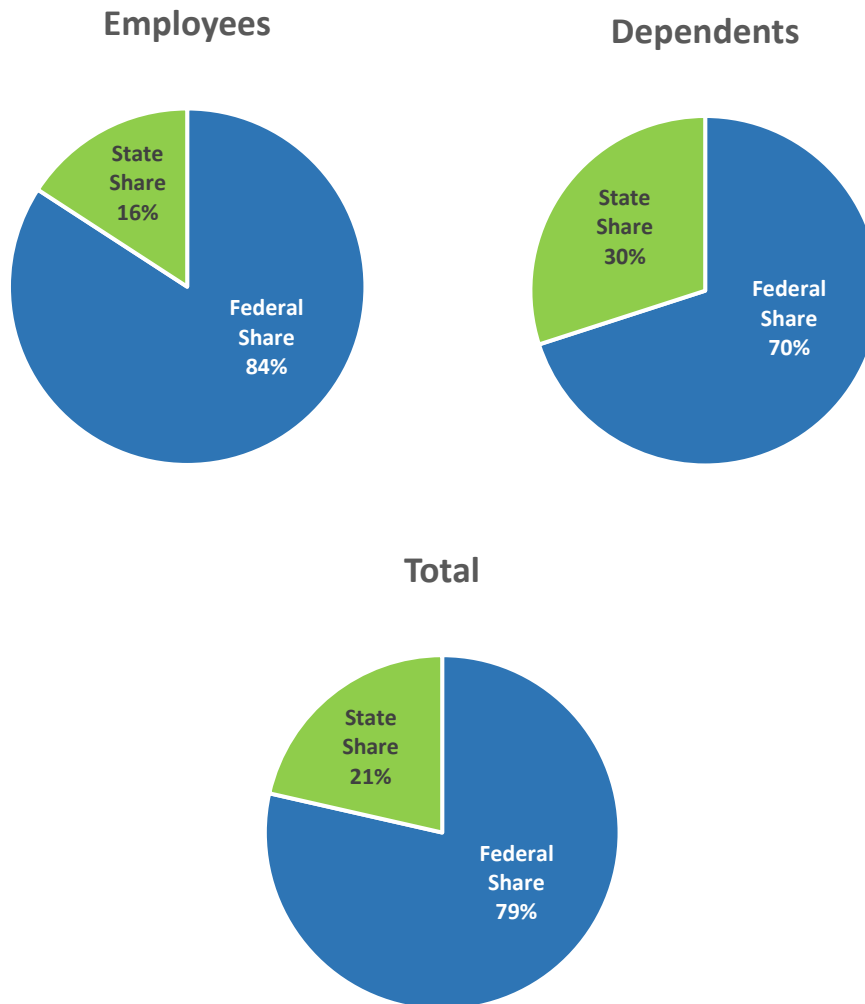
In SFY 2024, the federal government contributed \$571,282,581 (84.1%) of the total cost of providing health care to these employees, while the State incurred \$108,271,514 (15.9%) to the same group. The federal cost for providing health care to the dependents of these employees was \$309,660,359 (70.0%), while the state cost for these dependents was \$132,534,493 (30.0%).

Figure 5. Total Cost Breakdown by Federal and State Share

	Employees	Dependents	Total
<b>Federal Share</b>	\$571,282,581.16	\$309,660,359.32	\$880,942,940.48
<b>State Share</b>	\$108,271,514.38	\$132,534,492.66	\$240,806,007.04
<b>Total</b>	\$679,554,095.54	\$442,194,851.98	\$1,121,748,947.52



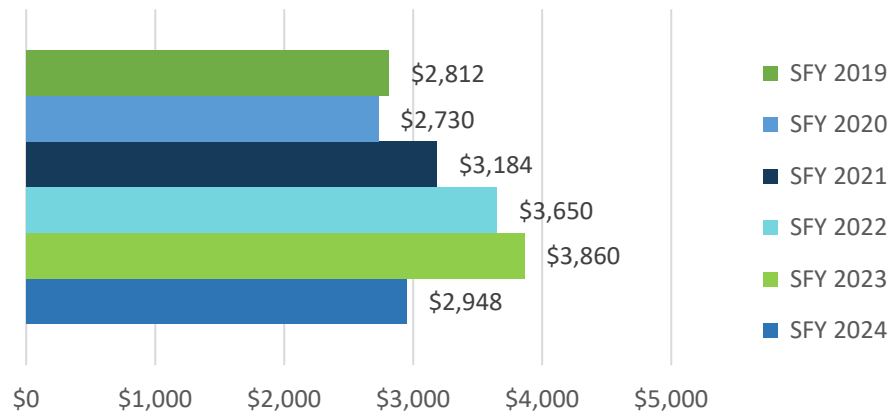
Figure 6. Cost Breakdown by Federal and State Share



The annual average cost for this subset of Medicaid members and their dependents has dropped considerably from \$3,860/member in 2023 to \$2,948/member in 2024, a 23.6% decline. This was offset by the 1.0% increase in the total number of employees and their dependents, leading to an overall decrease in cost to Medicaid of 22.8%.

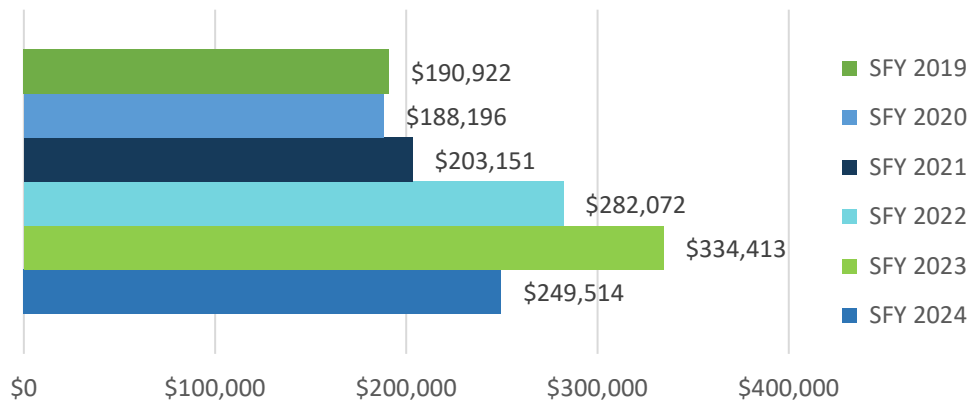
The Division of Welfare and Supportive Services (DWSS) provided continuous health care coverage through the Families First Coronavirus Response Act (FFCRA) in response to the COVID-19 pandemic. A requirement of FFCRA was continuous coverage which allowed DWSS to discontinue the termination of eligibility, except under very limited circumstances. Most employees and their family members maintained Medicaid coverage, and individuals who became employed while on Medicaid were not required to undergo annual redetermination. However, the redetermination process was resumed in May 2023 and completed in August 2024. Because many individuals were on Medicaid at some point during the year, the level of enrollment as counted by fiscal year masks the actual decline in caseload, but the impact of the redetermination can be seen in the change in cost per member for this population.

Figure 7. Annual Cost per Member, SFY 2019 to SFY 2024



Companies with 50 or more total employees had an average of 43 employees and 39 associated dependents on Medicaid, with an average overall cost to Medicaid of \$249,514 annually and a median overall cost to Medicaid of \$89,890 annually.

Figure 8. Annual Cost per Employer, SFY 2019 to SFY 2024



The table below displays the companies who made up the top 20 employers when ranked by the total cost to Medicaid. This average is highly skewed by the top few employers, with Amazon.com Services Inc. being the largest at nearly twice the size of the 2<sup>nd</sup> largest, Wal-Mart Associates, Inc., and the gap between the 3<sup>rd</sup> and 4<sup>th</sup> ranks being more than a factor of two. However, thanks to the post-Public Health Emergency unwinding, average cost per employer of Medicaid has plunged 25% from \$334,413 to \$249,514 since SFY 2023. Since the unwinding process began late in SFY 2023 and continued through August 2024, it is likely that the costs will decrease again in SFY 2025.

Figure 9. Top 20 Employers by Number of Employees and Dependents on Medicaid, SFY 2024

Rank	Company Name	Employees on Medicaid			Dependents on Medicaid			Total Employees and Dependents on Medicaid			
		Number	State Cost	Federal Cost	Number	State Cost	Federal Cost	Number	State Cost	Federal Cost	Cost
1	AMAZON.COM SERVICES INC	8,951	\$4,982,112	\$23,938,149	9,142	\$6,835,205	\$15,328,983	18,093	\$11,817,317	\$39,267,132	\$51,084,449
2	WAL-MART ASSOCIATES INC	4,574	\$2,683,301	\$13,027,721	4,705	\$3,204,002	\$7,847,577	9,279	\$5,887,302	\$20,875,298	\$26,762,600
3	CLARK COUNTY SCHOOL DISTRICT	3,445	\$2,197,345	\$11,702,625	4,031	\$2,604,116	\$6,048,063	7,476	\$4,801,461	\$17,750,688	\$22,552,149
4	WYNN LAS VEGAS LLC	1,684	\$959,672	\$5,284,940	1,633	\$1,053,686	\$2,455,260	3,317	\$2,013,358	\$7,740,201	\$9,753,559
5	STATE OF NEVADA	1,733	\$975,237	\$4,840,156	1,973	\$1,170,159	\$2,494,136	3,706	\$2,145,396	\$7,334,292	\$9,479,688
6	SITEL OPERATING CORPORATION	1,258	\$1,013,907	\$4,053,194	1,381	\$1,233,126	\$2,369,065	2,639	\$2,247,033	\$6,422,259	\$8,669,292
7	SMITHS FOOD & DRUG CENTERS INC	1,343	\$766,448	\$4,450,620	1,470	\$956,466	\$2,214,192	2,813	\$1,722,914	\$6,664,812	\$8,387,726
8	BOWTIE HOSPITALITY LLC	1,476	\$902,468	\$4,726,002	1,087	\$694,337	\$1,615,518	2,563	\$1,596,805	\$6,341,520	\$7,938,324
9	UNIVERSAL PROTECTION SERVICE LLC	1,229	\$704,217	\$3,772,459	918	\$660,532	\$1,460,123	2,147	\$1,364,749	\$5,232,582	\$6,597,331
10	ARIA RESORT & CASINO LLC	1,030	\$625,373	\$3,459,306	1,021	\$649,466	\$1,505,371	2,051	\$1,274,838	\$4,964,677	\$6,239,516
11	TESLA INC	1,299	\$683,305	\$3,377,625	1,149	\$604,478	\$1,380,985	2,448	\$1,287,784	\$4,758,611	\$6,046,394
12	VENETIAN LAS VEGAS GAMING LLC	1,049	\$615,870	\$3,239,255	1,029	\$626,109	\$1,437,850	2,078	\$1,241,979	\$4,677,105	\$5,919,084
13	VALLEY HEALTH SYSTEM LLC	956	\$535,484	\$2,814,330	945	\$601,698	\$1,500,377	1,901	\$1,137,182	\$4,314,707	\$5,451,889
14	NEVADA RESTAURANT SERVICES IN	807	\$487,165	\$3,228,009	657	\$519,892	\$1,170,498	1,464	\$1,007,057	\$4,398,506	\$5,405,563
15	RESORTS WORLD LAS VEGAS LLC	1,018	\$557,505	\$3,184,029	783	\$462,221	\$1,093,938	1,801	\$1,019,726	\$4,277,967	\$5,297,693
16	CLARK COUNTY	947	\$569,899	\$2,942,696	866	\$506,324	\$1,245,904	1,813	\$1,076,223	\$4,188,600	\$5,264,823
17	MGM GRAND HOTEL LLC	823	\$477,099	\$2,645,819	812	\$609,531	\$1,439,122	1,635	\$1,086,630	\$4,084,941	\$5,171,571
18	HILTON RESORTS CORPORATION	897	\$562,952	\$2,862,925	841	\$537,983	\$1,191,840	1,738	\$1,100,935	\$4,054,765	\$5,155,700
19	TERRIBLE HERBST INC	815	\$549,348	\$3,078,413	560	\$494,093	\$1,029,645	1,375	\$1,043,441	\$4,108,058	\$5,151,499
20	MANDALAY CORP	842	\$504,395	\$2,758,102	869	\$547,868	\$1,279,870	1,711	\$1,052,262	\$4,037,972	\$5,090,234

### Employee Demographics

Most of the Nevada Medicaid members employed by companies with 50 or more total employees lived in Clark County (80%), with 11% in Washoe County and 8% in the rural counties. Region of residence was unknown (including missing, invalid, and out-of-state addresses) for 1% of these members. Thirty-six percent (36%) were Hispanic, 28% were Caucasian, 24% were African American, and 12% were of another race/ethnicity.

Figure 10. Employees by Region

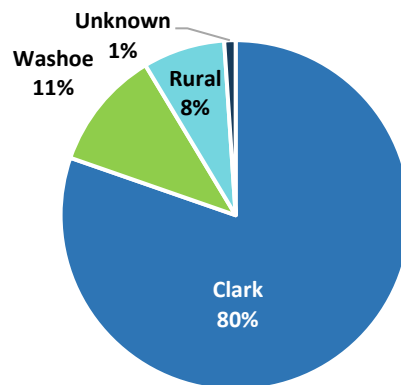
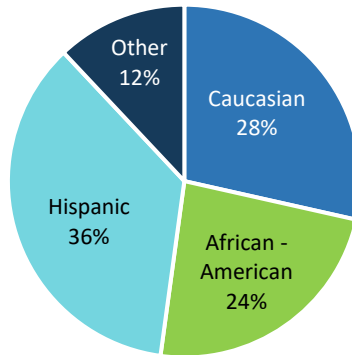
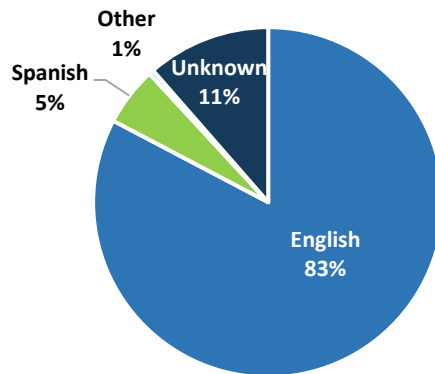


Figure 11. Employee Demographics by Race/Ethnicity



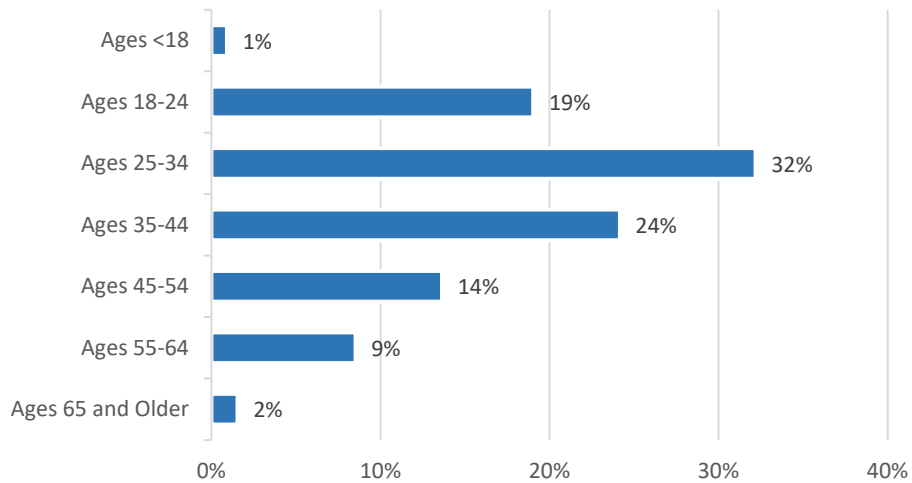
Most of these Medicaid members spoke English as a primary language (83%), with 5% listing Spanish as their primary spoken language and less than 1% listing another language. Finally, 11% had an unknown primary spoken language.

Figure 12. Primary Language Spoken by Employee



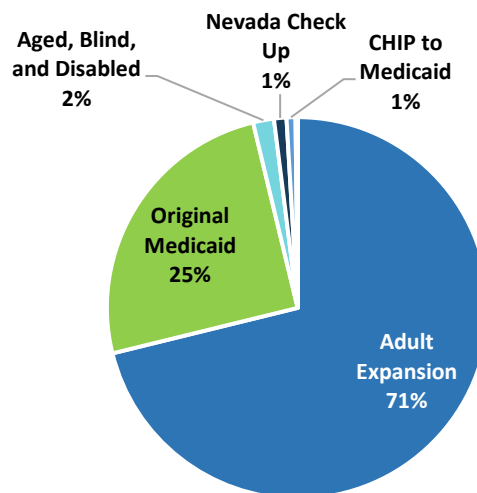
Nineteen percent (19%) of the Medicaid members employed by companies with 50 or more total employees were 18-24 years old, 32% were 25-34 years old, 24% were 35-44 years old, 14% were 45-54 years old, 9% were 55-64 years old, and 2% were 65 years old or older. Age was listed as less than 18 for 1% of these members.

Figure 13. Age of Employee



Most of these Medicaid members were eligible for Medicaid under the Adult Expansion budget category (71%). Twenty-five percent (25%) were eligible under original Medicaid eligibility rules, 2% were eligible under the Aged, Blind, and Disabled category, 1% were eligible under Nevada Check-up, and 1% were eligible under Children’s Health Insurance Plan (CHIP) to Medicaid. These employees in the Adult Expansion population make up 29.5% of all individuals on adult expansion Medicaid in SFY 24.

Figure 14. Employee’s Medicaid Eligibility Budget Category\*



*\*Budget Categories that are not displayed here made up less than 1% of this caseload. These include Waiver, County Match, Child Welfare, and Child Welfare – State Only.*

### Dependent Demographics

The distribution of county of residence for dependents of these Medicaid members employed by companies with 50 or more total employees is nearly identical to that of the employees themselves: 80% live in Clark County, 11% in Washoe County, 8% in the remainder of the state, and 1% have unknown, invalid, or out-of-state address information.

Forty-two percent (42%) were Hispanic, 22% were Caucasian, 22% were African American, and 14% were another race/ethnicity, for a greater proportion of Hispanics among dependents than among employees.

Figure 15. Dependents by Region

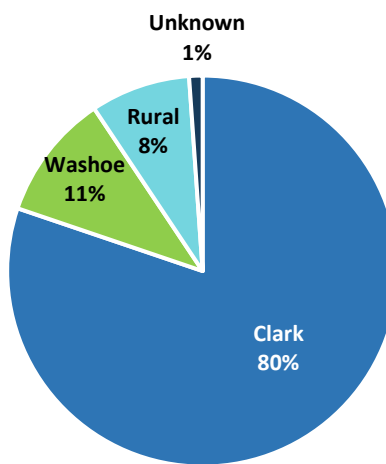
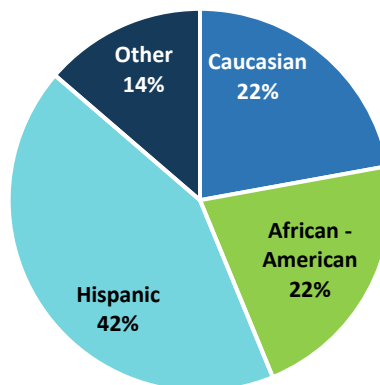
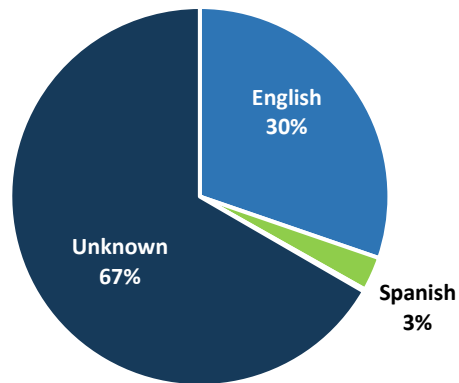


Figure 16. Dependents Demographics by Race/Ethnicity



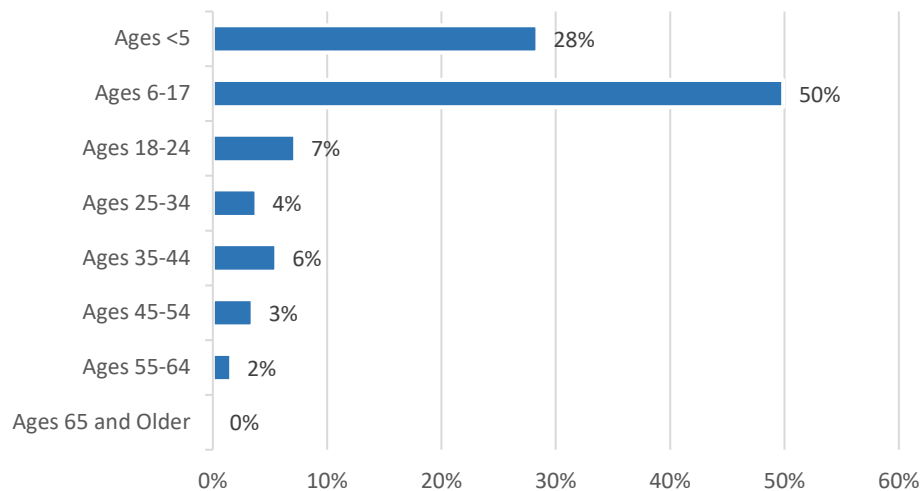
Language information is unavailable for most dependents (67%). Thirty percent (30%) speak English as a primary language; 3% listed Spanish as their primary spoken language.

Figure 17. Primary Language Spoken by Dependent



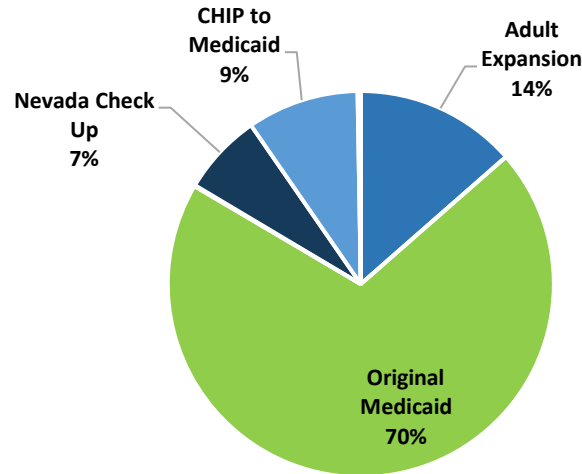
Twenty-eight percent (28%) of the dependents were 0-5 years old, 50% were 6-17 years old, and 22% were 18 years old or older.

Figure 18. Age of Dependent



Most of the dependents were eligible for Medicaid under the Original Medicaid budget category (70%). An additional 14% were eligible under Adult Expansion, 7% were eligible under Nevada Check Up, a large increase from last year, and 9% were eligible under CHIP to Medicaid. These dependents in the original Medicaid population make up 30.6% of all individuals in the Original Medicaid category in SFY 24. Medicaid dependents can be of any age, but some categories are restricted to certain age groups: specifically, Nevada Check Up and CHIP to Medicaid are for child dependents. Among adult dependents over the age of 18, 62% are eligible through Adult Expansion and 34% through Original Medicaid, with fewer than 4% in all other categories.

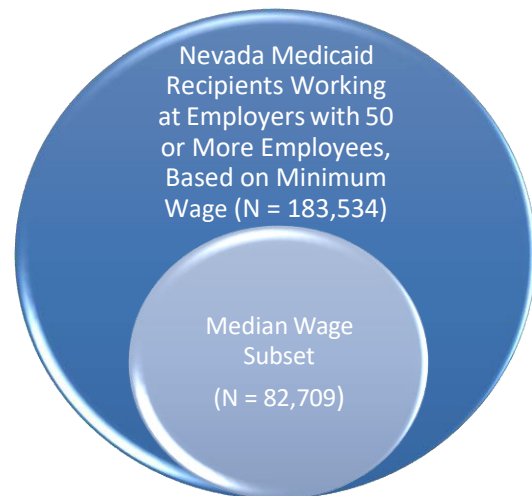
Figure 19. Dependents Medicaid Eligibility Budget Category\*



\*Budget Categories that are not displayed here made up less than 1% of this caseload. These include Aged, Blind, and Disabled, Waiver, County Match, Child Welfare, and Child Welfare – State Only.

### Median Wage Subset

It may also be of interest to consider the number of these employees who earned \$10,339.20 in wages in a quarter, or the full quarter equivalent of the median wage in Nevada as of May 2023, according to the Bureau of Labor Statistics, of \$21.54 an hour.<sup>1</sup> Many of these workers were formerly dislocated during the PHE and will have been disenrolled from Medicaid during redetermination.



Out of the 183,534 Medicaid members employed by employers with 50 or more employees who earned at least the minimum wage full-time equivalent of \$4,920 per quarter, 82,709 Medicaid members (45.1%) earned \$10,339.20 or more in gross earnings in a quarter. There were also 105,215 dependents (53.4%) associated with the Medicaid members in this subset. The demographics associated with this subset did not differ significantly from the demographics of the larger pool of Medicaid members and dependents considered in this report.

<sup>1</sup> “Nevada - May 2023 OEWS State Occupational Employment and Wage Estimates.” U.S. Bureau of Labor Statistics, U.S. Bureau of Labor Statistics, April 3, 2024, [https://www.bls.gov/oes/current/oes\\_nv.htm#00-0000](https://www.bls.gov/oes/current/oes_nv.htm#00-0000).



Company Name	Form 5500	Address	City	State	Zip	Employees on Medicaid			Dependents on Medicaid			Total Employees and Dependents			
						Number	State Cost	Federal Cost	Number	State Cost	Federal Cost	Number	State Cost	Federal Cost	
AMAZON.COM SERVICES INC	64 or 40 Benefits Provided	2202 WESTLAKE AVE STE 500	SEATTLE	WA	98121	8954	5,462,110.52	13,238,348.94	9345	6,835,260.58	15,126,609.40	18899	11,817,231.70	26,365,137.22	51,084,468.07
WALMART ASSOCIATES INC	Neither 44 or 40 Benefits Provided	PO BOX 283 NUC EXPRESS	ST LOUIS	MO	63106	4516	2,683,200.00	1,037,770.91	4705	3,200,001.67	9779	7,841,571.86	9779	20,871,297.27	26,763,289.99
CLARK COUNTY SCHOOL DISTRICT	Form 5500 Not Filed	5300 WEST SARAH AVE	COVINGTON/EMPLOYMENT	NV	89466	3446	2,397,344.00	11,762,025.39	4613	2,654,135.00	6,648,060.89	7470	6,801,480.85	17,750,887.08	23,552,348.03
WYNN LAS VEGAS LLC	Form 5500 Not Filed	PO BOX 270000	RENO	ND	80217	446	958,493.18	2,425,967.18	1613	1,225,638.07	3,455,105.46	3317	3,745,200.00	7,200,200.00	9,945,200.00
CITY OF WENASH	Form 5500 Not Filed	300 WASHINGTON ST STE 200	COLUMBUS	OH	31913	1774	972,137.74	1,431,030.10	1913	1,314,038.30	2,651,176.04	1708	2,314,200.00	4,965,376.04	6,649,688.88
BTEI OPERATING CORPORATION	64 or 40 Benefits Provided	1200 GERRARDEN ST STE 1200	NASHVILLE	TN	37203	1258	1,031,507.50	4,035,284.31	1385	1,235,120.50	2,389,604.66	2878	2,247,033.21	4,637,238.50	6,885,292.00
BARTHS FOOD & DRUG CENTER INC	Form 5500 Not Filed	PO BOX 283 NUC EXPRESS	ST LOUIS	MO	63106	1344	768,448.12	4,492,033.93	1470	956,468.12	2,234,834.34	2814	1,722,844.34	6,664,813.53	8,387,725.87
BOWTIE HOSPITALITY LLC	Form 5500 Not Filed	9880 HOWARD HUGHES HWY	LAS VEGAS	NV	89168	1474	902,467.00	4,734,001.77	1087	694,336.94	1,435,534.24	2043	1,596,804.53	3,643,539.56	7,588,324.49
UNIVERSAL PROTECTION SERVICE LLC	Form 5500 Not Filed	383 WASHINGTON STREET	CONCORD/HOCKEN	VA	19108	1225	724,216.08	1,772,450.27	918	665,532.10	1,460,212.00	2147	1,864,748.92	3,222,582.02	6,597,331.40
ARIA RESORT & CASINO LLC	Form 5500 Not Filed	4802 Frank Sinatra Dr	LAS VEGAS	NV	89138	1001	675,372.73	1,493,306.43	1013	645,465.10	1,505,370.04	2053	1,274,838.56	4,664,677.36	6,229,515.72
TESLA INC	64 or 40 Benefits Provided	5000 DEER CREEK DR	FAIRFAX AUTO	CA	94024	1286	683,305.47	1,877,629.80	1348	694,478.00	1,980,885.42	2448	1,287,763.50	6,964,935.01	9,252,698.51
VENTURA LAS VEGAS GAMING LLC	64 or 40 Benefits Provided	3335 LAS VEGAS BLVD S	LAS VEGAS	NV	89109	1086	453,809.00	3,229,255.27	1029	628,120.12	1,417,809.77	2078	1,243,978.77	4,677,120.01	5,923,088.00
QUALITY HEALTH SYSTEMS LLC	Form 5500 Not Filed	867 S GUYTON	LINE OF PIEDMONT	NC	27606	708	325,801.00	2,816,238.00	665	365,097.98	2,500,737.97	1370	1,137,018.96	4,954,097.98	6,085,886.96
RENOVAH RESTAURANT SERVICES INC	Form 5500 Not Filed	8110 LAS VEGAS	LAS VEGAS	NV	89131	487	487,104.00	1,233,098.52	407	153,805.25	1,130,756.50	1064	1,007,057.25	3,408,262.54	4,415,361.04
RESORTS WORLD LAS VEGAS LLC	64 or 40 Benefits Provided	8000 LAS VEGAS BLVD	LAS VEGAS	NV	89109	2024	1,975,044.68	3,184,028.90	783	482,223.28	1,089,937.60	1803	1,910,708.56	5,277,966.58	7,297,892.83
CLARK COUNTY	Form 5500 Not Filed	PO BOX 531030	LAS VEGAS	NV	89105	947	569,890.81	2,942,028.91	894	508,573.74	1,245,989.09	1813	1,076,223.15	4,188,599.95	5,264,823.07
MGM GRAND HOTEL LLC	Form 5500 Not Filed	4802 Frank Sinatra Drive	LAS VEGAS	NV	89134	831	477,098.68	1,545,815.16	812	605,130.10	1,480,122.20	1605	1,086,623.32	4,084,941.37	5,171,570.87
HILTON RESORTS CORPORATION	64 or 40 Benefits Provided	3233 MILLERDA LAKES BLVD	DUBLAND	CA	94568	897	562,915.81	2,862,921.40	841	537,988.90	1,193,848.81	1738	1,505,935.09	4,654,765.24	5,155,700.33
TERRELL HERB INC	Neither 44 or 40 Benefits Provided	P O BOX 82417	LAS VEGAS	NV	89105	835	548,348.18	1,078,413.65	569	494,001.01	1,029,644.50	1375	1,204,441.38	4,108,057.65	5,151,499.01
MANDALAY CORP	Form 5500 Not Filed	4802 FRANK SINATRA DR	LAS VEGAS	NV	89104	846	594,334.00	2,758,202.15	669	547,887.00	1,799,689.65	1715	1,652,262.25	5,097,971.00	5,698,234.04
VENUEA PROPERTY LLC	64 or 40 Benefits Provided	3900 LAS VEGAS BLVD	LAS VEGAS	NV	89131	863	523,447.00	2,831,358.00	805	558,720.00	1,311,109.68	1710	1,122,168.30	3,666,275.70	4,788,444.00
VELOCITY REALTY INC	Form 5500 Not Filed	PO BOX 358 NUC EXPRESS	ST LOUIS	MO	63101	810	2,870,748.00	1,418,084.00	369	469,131.66	1,003,111.66	1200	1,003,111.66	3,282,741.32	4,155,778.32
VEPIUM SERVICES INC	Form 5500 Not Filed	8900 BRUN AVE	MINNETONKA	MN	55314	484	498,478.00	2,243,284.56	389	463,496.72	1,150,572.78	1083	1,150,572.78	3,278,547.06	4,429,124.66
ELLEVANCE HEALTH COMPANIES INC	Form 5500 Not Filed	220 VIRGINIA AVE	INDIANAPOLIS	IN	46204	743	544,133.85	2,364,933.87	588	647,005.25	1,242,233.35	1743	1,192,029.00	3,568,833.02	4,758,839.32
ALBERTSONS LLC	64 or 40 Benefits Provided	2515 PARKVIEW BLVD	BOISE	CO	83706	780	1,411,003.18	2,448,117.38	677	525,715.00	1,131,848.06	1475	1,338,058.17	4,788,870.53	5,127,748.71
BELLASIO A NEVADA LLC	Form 5500 Not Filed	4802 FRANK SINATRA DR	LAS VEGAS	NV	89138	734	443,213.14	2,462,703.24	705	447,080.24	1,057,548.14	1439	878,288.38	3,185,251.38	4,063,539.76
PEPPERMILL CASINO INC	64 or 40 Benefits Provided	180 BRUNN AVE STE 8	RENO	NV	89109	647	951,713.61	1,697,435.00	604	716,832.25	1,436,211.83	1212	1,272,546.00	3,133,508.88	4,406,106.91
THE INTERNATIONAL BUNJ CORP	64 or 40 Benefits Provided	2251 S GUYTON BLVD	LAS VEGAS	NV	89102	798	1,057,048.00	3,123,814.40	713	470,861.00	1,075,618.00	1460	1,028,528.85	3,889,634.40	4,908,358.66
PARADISIC CORP OF AMERICA	Form 5500 Not Filed	PO BOX 68784 NUC EXPRESS	ST LOUIS	MO	63168	770	958,752.00	1,902,499.13	617	459,313.40	1,052,224.46	1294	1,090,791.70	2,997,723.59	3,798,044.28
CRUISE CORP	Form 5500 Not Filed	1800 WEST COPPER	HOLLYWOOD	FL	33020	749	342,592.00	2,493,469.19	488	420,964.00	951,846.00	1000	1,084,393.00	3,475,867.19	4,560,261.19
NEVADA SYSTEM OF HIGHER EDUC	Form 5500 Not Filed	1670N PARKS OFFICENBBLD	RENO	NV	89517	437	312,000.00	2,077,707.56	428	325,378.00	802,841.81	1210	866,665.80	2,885,792.37	3,751,450.28
STANBROOK CORPORATION	Neither 44 or 40 Benefits Provided	PO BOX 283 NUC EXPRESS	ST LOUIS	MO	63106	638	288,971.22	1,245,788.70	608	154,843.42	1,178,793.88	1248	795,712.64	2,624,502.22	3,420,205.27
TARGET CORPORATION	64 or 40 Benefits Provided	PO BOX 283 NUC EXPRESS	ST LOUIS	MO	63106	574	380,115.24	1,545,357.55	546	400,066.17	1,116,731.07	1121	882,211.85	2,665,039.21	3,547,161.04
PARK MGM LLC	Form 5500 Not Filed	3185 S RAINBOW BLVD STE 500	LAS VEGAS	NV	89118	568	1,898,437.15	1,738,713.15	605	374,656.04	829,515.15	1210	873,081.57	2,668,235.05	3,541,312.23
SANISH NEVADA, LLC	64 or 40 Benefits Provided	1333 W FLAMINGO BLVD	LAS VEGAS	NV	89103	531	911,838.30	1,919,908.84	434	280,784.33	710,044.36	1067	1,012,643.98	2,932,773.11	3,945,514.04
ASCENDIA USA INC	Form 5500 Not Filed	2542 MARYLAND HWY	LAS VEGAS	NV	89109	498	409,888.80	1,660,869.80	388	414,431.61	781,723.10	1087	824,402.45	2,442,594.05	3,266,066.46
VELLA LAS VEGAS OPERATING CORP	64 or 40 Benefits Provided	PO BOX 283 NUC EXPRESS	ST LOUIS	MO	63106	538	970,750.00	1,932,935.01	477	309,300.00	622,729.80	1010	479,730.80	1,548,465.81	2,528,445.71
WANTERSON INC	Form 5500 Not Filed	805 S MARSH	INDIANAPOLIS	IN	46204	513	1,611,649.10	1,813,377.08	213	241,138.00	569,693.00	489	566,979.79	2,488,869.88	2,995,897.88
RENOVAH RESTAURANT SERVICES INC	64 or 40 Benefits Provided	8110 LAS VEGAS	LAS VEGAS	NV	89131	503	503,164.74	1,369,923.86	478	454,307.60	1,007,017.20	981	868,384.80	2,266,351.66	2,935,263.66
NEVADA COUNTY SCHOOL DISTRICT	Form 5500 Not Filed	2377 CROWBURN BLVD STE 210	TORRANCE	CA	90501	348	291,062.43	1,580,381.43	356	322,137.00	786,888.32	1050	614,079.40	2,367,029.74	2,981,109.13
INE NEVADA MERCHANTS INC	Form 5500 Not Filed	770 COCHUATE RD	PANORAMA	IA	50301	480	289,078.00	1,434,235.77	413	382,130.41	851,311.10	1073	661,220.00	2,285,556.58	2,946,767.02
SPIRE ENTERTAINMENT GROUP, LLC	Form 5500 Not Filed	2 PENN PLZ	NEW YORK	NV	10211	531	943,046.43	1,870,794.10	381	218,170.10	897,339.66	314	1,600,390.00	3,308,209.00	4,108,989.04
UNIV MEDICAL CENTER OF SO NV	Form 5500 Not Filed	1800 W CHARLESTON BLVD	LAS VEGAS	NV	89102	468	1,588,554.61	1,588,554.61	517	917,227.32	871,945.01	985	815,821.73	2,304,508.04	2,913,969.76
CINCA RESORTS LLC	Form 5500 Not Filed	8 FREMONT ST	LAS VEGAS	NV	89101	563	909,779.00	1,938,209.99	387	284,880.00	470,705.00	948	1,085,584.99	2,993,911.62	3,809,114.11
SILVER STATE BELL LLC	64 or 40 Benefits Provided	3230 S DORAVING BLVD STE 300	LAS VEGAS	NV	89117	420	907,614.58	1,332,032.06	463	368,896.00	861,904.90	948	671,288.32	2,232,907.52	2,864,215.64
PARK LAS VEGAS OPERATING CORP	Form 5500 Not Filed	PO BOX 283 NUC EXPRESS	ST LOUIS	MO	63106	410	264,032.00	1,423,144.30	403	273,474.00	687,297.50	904	690,650.54	2,291,230.80	2,987,833.27
CASIMIRO LLC	Form 5500 Not Filed	ONE ONE ONE WEST 1300	HOCKENSBURY	VA	23860	409	348,210.00	1,400,000.00	369	368,420.00	924,000.00	783	716,830.00	2,124,830.00	2,841,660.00
THE AIRMARE CASINO/HOTEL INC	Form 5500 Not Filed	8000 LAS VEGAS BLVD	LAS VEGAS	NV	89103	406	250,316.00	1,433,068.63	362	270,800.00	645,900.21	714	570,896.00	2,025,760.78	2,796,521.78
WALGREEN CO	64 or 40 Benefits Provided	PO BOX 283 NUC EXPRESS	ST LOUIS	MO	63106	407	304,635.15	1,581,305.81	411	295,621.00	652,248.00	883	800,250.73	2,385,976.58	2,845,824.63
LIMITED SERVICE INC	Form 5500 Not Filed	PO BOX 283 NUC EXPRESS	ST LOUIS	MO	63106	406	374,710.00	1,643,327.66	466	272,834.00	624,833.00	962	878,663.00	2,521,650.66	3,393,698.66
SUNSHINE H&M CTR LLC	Form 5500 Not Filed	PO BOX 283 NUC EXPRESS	ST LOUIS	MO	63106	404	300,681.61	1,498,913.61	410	335,702.00	686,480.52	882	836,384.50	2,525,405.11	2,851,784.43
HOME DEPOT U.S.A INC	Form 5500 Not Filed	1405 PACES FERRY RD	ATLANTA	GA	30339	347	1,446,188.61	1,446,188.61	303	298,725.10	837,807.20	1008	1,034,833.95	2,884,000.81	3,768,004.36
MANNING SECURITY CORPORATION	Form 5500 Not Filed	3633 S EASTERN AVE STE 230	LAS VEGAS	NV	89109	407	242,755.00	1,346,086.16	404	394,337.27	740,601.27	801	600,992.00	2,086,888.53	2,688,080.53
UNIVERSITY CENTERS LLC	Form 5500 Not Filed	PO BOX 238776 NORTON & W	DALLAS	TX	75219	403	228,971.00	1,432,904.64							

## Appendix

LAS VEGAS RESORT HOLDINGS LLC	Form 5500 Non-Filed	3335 LAS VEGAS BLVD S	LAS VEGAS	NV	89330	357	\$	195,871.56	1,130,557.66	266	\$	155,828.15	\$	366,646.62	1213	\$	355,240.79	\$	1,495,200.88	\$	1,495,467.67
GLSENCO MANAGEMENT INC	Form 5500 Non-Filed	2546 W SAHARA AVE STE 100	LAS VEGAS	NV	89117	250	\$	362,475.80	787,641.17	238	\$	277,770.15	\$	595,784.80	688	\$	440,126.58	\$	3,634,375.76	\$	1,803,574.42
MY CONTRACT TRANSPORTATION INC	Form 5500 Non-Filed	PO BOX 283 NUC EXPRESS	ST LOUIS	MO	63166	295	\$	202,123.61	1,037,907.95	203	\$	193,053.10	\$	170,911.10	187	\$	591,764.12	\$	1,408,758.24	\$	1,802,227.36
LIMITED AMERICAN SECURITY, LLC	Form 5500 Non-Filed	5895 W HANCOY DR STE 200	LAS VEGAS	NV	89144	286	\$	211,898.51	997,284.64	266	\$	165,314.67	\$	406,207.21	478	\$	472,263.17	\$	1,403,499.06	\$	1,778,704.23
REXROAD LLC	64 or 61 Beneficial Provided	201 NW 22ND AVE	FORT LAUDERDALE	FL	33311	289	\$	179,536.20	802,623.68	283	\$	239,672.62	\$	497,200.97	320	\$	407,028.39	\$	1,393,902.03	\$	1,792,512.02
CHAMBERS HOTEL LLC	64 or 61 Beneficial Provided	PO BOX 283 NUC EXPRESS	ST LOUIS	MO	63166	295	\$	121,669.78	498,927.18	248	\$	229,129.27	\$	120,949.76	246	\$	120,949.76	\$	1,206,000.00	\$	1,206,000.00
ART-LITE PARTNERSHIP	Form 5500 Non-Filed	301 WEST 7TH ST	MEMPHIS	TN	38103	154	\$	162,730.53	1,132,312.30	233	\$	144,303.45	\$	129,414.75	213	\$	121,121.75	\$	1,426,044.74	\$	1,761,768.76
SHURE STARTING LLC	Form 5500 Non-Filed	4 EASTON DR	COLUMBUS	OH	43219	387	\$	201,276.74	1,079,387.43	392	\$	241,349.80	\$	312,060.07	489	\$	344,353.38	\$	1,755,355.88	\$	1,755,355.88
INDM RESORTS INTERNATIONAL CORP	Form 5500 Non-Filed	8802 FRANK SINATRA DR	LAS VEGAS	NV	89108	388	\$	154,790.53	931,811.47	298	\$	177,208.74	\$	421,834.95	607	\$	332,049.32	\$	1,355,073.47	\$	1,687,773.75
NEW YORK-NEW YORK HOTEL & CAS	Form 5500 Non-Filed	8802 FRANK SINATRA DR	LAS VEGAS	NV	89108	388	\$	151,709.21	901,769.15	274	\$	201,179.13	\$	413,629.62	578	\$	311,493.51	\$	1,683,007.54	\$	1,683,007.54
McDONALD'S RESTAURANTS OF NEW ENGLAND	Form 5500 Non-Filed	PO BOX 283 NUC EXPRESS	ST LOUIS	MO	63166	234	\$	134,270.70	590,864.21	271	\$	298,996.94	\$	624,645.12	489	\$	432,287.55	\$	1,211,539.71	\$	1,648,807.24
HLS STAFFING LLC	Form 5500 Non-Filed	2500 E 2ND ST	MEMPHIS	NV	89915	333	\$	181,155.47	933,894.84	212	\$	156,800.29	\$	187,604.36	524	\$	187,604.36	\$	1,375,581.58	\$	1,649,541.88
PRIVACY LLC	Form 5500 Non-Filed	23E CASARIS DRIVE DR	LAS VEGAS	NV	89109	234	\$	97,024.71	841,272.40	265	\$	180,567.10	\$	413,717.69	304	\$	348,172.23	\$	1,294,999.00	\$	1,605,342.23
GOLDEN ROAD MOTOR INN INC	Form 5500 Non-Filed	8803 VENTURA ST	MEMPHIS	NV	89903	262	\$	454,279.38	885,307.61	260	\$	158,771.10	\$	392,928.43	333	\$	312,023.28	\$	1,268,376.74	\$	1,582,483.12
BAKING CANAL USA L.L.C.	64 or 61 Beneficial Provided	8002 BUSCH RD	PLANO	TX	75041	283	\$	170,932.28	901,273.80	283	\$	231,987.84	\$	401,899.24	300	\$	402,909.79	\$	1,249,208.48	\$	1,548,208.88
BARBARAS LAS VEGAS LLC	Form 5500 Non-Filed	PO BOX 283 NUC EXPRESS	ST LOUIS	MO	63166	296	\$	303,623.62	891,212.47	287	\$	177,024.65	\$	389,702.20	304	\$	320,624.48	\$	1,205,512.02	\$	1,549,771.12
NORTH VISTA HOSPITAL	Form 5500 Non-Filed	1409 E LAKE MEAD BLVD	NORTH LAS VEGAS	NV	89002	228	\$	178,077.87	835,968.03	220	\$	180,688.58	\$	389,680.35	248	\$	361,388.26	\$	1,208,659.88	\$	1,542,025.63
ENCORE GROUP USA, LLC	64 or 61 Beneficial Provided	1100 REVERE DR STE 300	WILMINGTON	DE	19376	238	\$	140,693.17	1,026,088.17	238	\$	100,010.10	\$	25,894.70	307	\$	254,720.79	\$	1,320,962.57	\$	1,574,688.78
INDUSCARE EDUCATION LLC	Form 5500 Non-Filed	850E HOLADAY ST FL 14	PORTLAND	OR	97232	251	\$	195,095.25	731,021.12	302	\$	203,582.07	\$	445,174.14	353	\$	398,878.87	\$	1,370,488.23	\$	1,570,488.23
AUTOCORERS LLC	64 or 61 Beneficial Provided	PO BOX 2186 DEPT 8029 1	MEMPHIS	TN	38101	270	\$	137,162.71	817,220.39	248	\$	155,975.93	\$	462,244.64	318	\$	293,517.75	\$	1,279,464.82	\$	1,572,802.17
MENTOR MANAGEMENT INC	Form 5500 Non-Filed	PO BOX 6624 NUC EXPRESS	ST LOUIS	MO	63166	293	\$	171,396.98	808,719.64	216	\$	176,546.54	\$	308,934.86	469	\$	347,443.48	\$	1,271,088.44	\$	1,546,893.13
LEVY PERFORMANCE FOODSERVICE LP	Form 5500 Non-Filed	PO BOX 283 NUC EXPRESS	ST LOUIS	MO	63166	244	\$	327,049.93	932,031.13	185	\$	133,107.10	\$	133,099.99	429	\$	347,897.82	\$	1,248,424.31	\$	1,494,677.72
THE KOSAR GROUP LLC	Form 5500 Non-Filed	505 S RAVENHURST CENTER DR	LAS VEGAS	NV	89101	247	\$	187,146.79	901,462.79	248	\$	209,786.19	\$	406,384.59	248	\$	354,531.32	\$	1,246,511.32	\$	1,546,873.62
BLAZING BURGER	64 or 61 Beneficial Provided	PO BOX 2186 DEPT 8029 1	MEMPHIS	TN	38101	270	\$	137,171.00	497,113.33	246	\$	237,942.05	\$	628,938.96	304	\$	375,713.13	\$	1,231,948.95	\$	1,533,635.63
SUNRISE MOUNTAIN VIEW INC	Form 5500 Non-Filed	PO BOX 28305 S HOSHAW & T	NASHVILLE	TN	37218	368	\$	168,148.54	838,305.43	277	\$	164,276.43	\$	31,323.56	343	\$	331,404.09	\$	1,188,038.80	\$	1,531,038.80
EXPRESS SERVICES INC	64 or 61 Beneficial Provided	3910 BOARDWALK BLVD	DALLAS/PLANO CITY	OK	73122	246	\$	170,155.44	991,645.77	174	\$	118,886.89	\$	238,028.65	247	\$	288,941.38	\$	1,210,674.41	\$	1,508,615.79
CARMA AUTO SUPPLETORIES INC	Form 5500 Non-Filed	12800 TUCKAHOE CREEK PKWY	RICHMOND	VA	23218	233	\$	128,474.83	682,844.73	209	\$	276,638.12	\$	486,764.10	422	\$	381,112.12	\$	1,000,611.21	\$	1,476,774.35
CIRCUS CIRCUS LV LLC	Form 5500 Non-Filed	2880 LAS VEGAS BLVD	LAS VEGAS	NV	89109	244	\$	115,145.18	811,321.98	243	\$	193,878.78	\$	311,531.09	482	\$	302,424.94	\$	1,174,808.26	\$	1,478,289.63
BREAKMARK FLAMINGO ROAD MANAGEMENT LLC	Number 64 or 61 Beneficial Provided	3700 W FLAMINGO RD	ST LOUIS	MO	63103	254	\$	170,880.91	880,141.63	184	\$	188,121.30	\$	278,971.40	437	\$	310,099.37	\$	1,160,295.91	\$	1,470,388.10
CASLANDS ENTERPRISES GROUP LLC	64 or 61 Beneficial Provided	PO BOX 283 NUC EXPRESS	ST LOUIS	MO	63166	293	\$	198,207.27	874,399.44	212	\$	123,449.22	\$	239,209.81	484	\$	291,767.09	\$	1,150,208.28	\$	1,469,497.47
ENVOY INC	Form 5500 Non-Filed	2700 W GARDEN BLVD	PLANNINGTON	SC	29729	254	\$	249,749.09	249,202.99	238	\$	260,229.13	\$	289,829.12	498	\$	316,909.96	\$	1,217,629.99	\$	1,468,892.47
CHOCOLATE FACILITY TRIMS	Form 5500 Non-Filed	2804 WYATT HWY 222	CHRYSTAL	CO	80523	188	\$	128,805.54	609,251.20	114	\$	253,008.88	\$	461,123.10	112	\$	317,612.61	\$	1,008,502.00	\$	1,428,012.24
SEPHORA USA INC	64 or 61 Beneficial Provided	PO BOX 283 NUC EXPRESS	ST LOUIS	MO	63166	292	\$	256,064.24	746,759.66	222	\$	208,798.46	\$	259,480.20	478	\$	346,482.20	\$	1,098,027.20	\$	1,426,038.80
SECURITAS SECURITY SVCS USA I	64 or 61 Beneficial Provided	PO BOX 283 NUC EXPRESS	ST LOUIS	MO	63166	294	\$	159,708.87	824,722.48	202	\$	142,150.26	\$	288,839.89	485	\$	301,829.23	\$	1,123,803.27	\$	1,421,352.40
WORLDWIDE FLIGHT SERVICES INC	Form 5500 Non-Filed	39 WINTL AIRPORT CARGO AREA B, REDUCED	JAMAICA	NV	11840	231	\$	109,102.23	834,810.78	205	\$	137,008.10	\$	124,499.17	342	\$	276,121.10	\$	1,342,303.10	\$	1,418,320.41
WE COUNTY SCHOOL DISTRICT	Form 5500 Non-Filed	PO BOX 283 NUC EXPRESS	ST LOUIS	MO	63166	160	\$	170,616.30	640,172.78	203	\$	185,194.28	\$	411,231.34	364	\$	355,490.80	\$	1,095,216.52	\$	1,408,748.73
CDK COMMUNICATION LV INC	Form 5500 Non-Filed	PO BOX 27403BANKNETCLASSIC	ST LOUIS	NV	11510	227	\$	153,213.38	688,308.13	272	\$	188,144.11	\$	172,000.25	495	\$	142,836.47	\$	1,090,336.58	\$	1,403,078.63
MAV RV LLC	Form 5500 Non-Filed	185 S STATE ST	SALT LAKE CITY	NV	84111	227	\$	143,820.70	803,597.60	142	\$	151,779.00	\$	278,689.69	369	\$	278,689.69	\$	1,111,291.40	\$	1,392,800.80
CELECE & STONES INC	64 or 61 Beneficial Provided	PO BOX 283 NUC EXPRESS	ST LOUIS	MO	63166	239	\$	154,028.25	803,434.63	180	\$	129,128.18	\$	274,654.53	408	\$	309,248.43	\$	1,081,975.73	\$	1,371,977.00
EVANSON EYE ACQUISITION LLC	Form 5500 Non-Filed	PO BOX 283 NUC EXPRESS	ST LOUIS	MO	63166	296	\$	141,891.14	810,278.47	268	\$	121,701.41	\$	214,644.64	464	\$	331,601.66	\$	1,088,700.28	\$	1,361,312.68
DEBILLY AUTO ENTERPRISES LLC	64 or 61 Beneficial Provided	PO BOX 1216	SPRINGFIELD	IL	62781	248	\$	115,709.39	797,881.32	285	\$	222,838.10	\$	367,974.66	425	\$	238,548.08	\$	1,021,905.98	\$	1,343,263.87
IN PALACE LLC	Form 5500 Non-Filed	PO BOX 283 NUC EXPRESS	ST LOUIS	MO	63166	234	\$	133,895.16	761,493.80	201	\$	133,055.56	\$	293,533.88	413	\$	305,550.89	\$	1,093,008.89	\$	1,338,554.79
SEM LLC	Form 5500 Non-Filed	3455 S HIGH ST STE 113	PHOENIX	AZ	85024	244	\$	133,601.15	787,391.75	146	\$	111,105.10	\$	287,740.20	393	\$	246,799.82	\$	1,000,948.24	\$	1,316,768.24
BANNER HEALTH SYSTEM	64 or 61 Beneficial Provided	1441 S 12TH ST	PHOENIX	AZ	85006	245	\$	154,702.41	1,046,005.05	145	\$	487,882.05	\$	775,848.67	99	\$	407,581.02	\$	1,093,812.72	\$	1,311,512.70
ABDULTE DENTAL GROUP LLC	Number 64 or 61 Beneficial Provided	8370 W CHEYENNE AVE STE 100	LAS VEGAS	NV	89139	188	\$	111,620.07	595,025.56	283	\$	185,765.10	\$	432,409.37	481	\$	317,981.98	\$	991,521.92	\$	1,308,914.93
FAMILY DOLLAR INC	Form 5500 Non-Filed	PO BOX 283 NUC EXPRESS	ST LOUIS	MO	63166	298	\$	132,822.25	808,924.31	216	\$	124,231.92	\$	387,329.49	409	\$	297,244.24	\$	1,094,398.88	\$	1,304,998.15
INDUSTRIAL AIRPORT SERVICES INC	64 or 61 Beneficial Provided	2110 S WOOD ST	DES MOINES	IA	50319	254	\$	124,827.01	773,479.14	172	\$	131,026.78	\$	192,510.00	272	\$	240,280.20	\$	1,097,107.20	\$	1,300,077.20
FRANK CONSTRUCTION INC	Form 5500 Non-Filed	8803 WALKER BLVD	LAS VEGAS	NV	89101	289	\$	141,891.14	810,278.47	268	\$	121,701.41	\$	214,644.64	464	\$	331,601.66	\$			

Appendix

BONNANO RESTAURANTS LLC	Form 5500 Not Filed	2925 W. SAMARA AVE	LAS VEGAS	NV	88117	134	\$	68,832.21	\$	372,897.55	121	\$	188,836.71	\$	360,699.07	258	\$	275,456.95	\$	722,997.11	\$	576,456.06
ROBERT HALF INC	64 or 60 Beneficial Provided	2613 CAMINO RAMON	SAN RAMON	CA	94503	169	\$	125,279.54	\$	176,248.60	131	\$	91,100.76	\$	182,209.74	301	\$	216,789.10	\$	736,546.34	\$	975,337.64
ZIONS BANCORPORATION, NATIONAL ASSOCIATION	64 or 60 Beneficial Provided	1 S MAIN ST STE 600	SALT LAKE CITY	UT	84101	113	\$	305,654.11	\$	305,654.11	103	\$	211,171.31	\$	188,518.31	178	\$	170,020.31	\$	694,136.31	\$	970,210.03
SILVERTON CASINO LLC	64 or 60 Beneficial Provided	PO BOX 283 NUC EXPRESS	ST LOUIS	MO	63106	149	\$	300,979.60	\$	620,844.96	129	\$	86,534.46	\$	178,921.46	295	\$	181,141.99	\$	781,955.46	\$	968,667.29
T-MOBILE USA INC	64 or 60 Beneficial Provided	PO BOX 283 NUC EXPRESS	ST LOUIS	MO	63106	149	\$	98,562.00	\$	406,264.76	216	\$	122,024.04	\$	261,208.90	385	\$	220,029.39	\$	743,143.00	\$	961,770.00
BEHAVIOR HEALTHCARE INC	64 or 60 Beneficial Provided	4000 CHERRYWOOD STE 500	LONG BEACH	CA	90804	168	\$	210,972.19	\$	426,274.00	178	\$	122,024.04	\$	210,297.68	314	\$	224,629.60	\$	716,025.00	\$	916,025.00
CELEBRITY GOLF INC	64 or 60 Beneficial Provided	201 HEMLOCK ST	LAS VEGAS	NV	89101	150	\$	16,972.50	\$	103,762.75	120	\$	60,602.40	\$	184,142.47	171	\$	174,026.00	\$	715,532.25	\$	933,532.00
TEXAS RESOURCE MANAGEMENT CO	64 or 60 Beneficial Provided	PO BOX 283 NUC EXPRESS	ST LOUIS	MO	63106	154	\$	93,048.38	\$	489,249.98	177	\$	143,039.11	\$	294,533.40	313	\$	237,053.49	\$	704,048.00	\$	941,303.13
CSAA INSURANCE SERVICES INC	64 or 60 Beneficial Provided	8055 OAK RD # 105-10740	WALNUT CREEK	CA	94597	144	\$	99,380.11	\$	387,150.00	176	\$	154,517.86	\$	284,934.56	322	\$	205,798.27	\$	683,544.61	\$	927,342.91
LEVI STRAUSS & CO	64 or 60 Beneficial Provided	PO BOX 283 NUC EXPRESS	ST LOUIS	MO	63106	154	\$	97,701.79	\$	506,974.19	154	\$	91,166.16	\$	227,847.87	308	\$	191,031.28	\$	734,615.01	\$	936,308.88
PACIFIC DENTAL SERVICES INC	64 or 60 Beneficial Provided	17000 RED HILL AVE TUCUAY	IRVINE	CA	92614	188	\$	82,501.99	\$	488,150.89	203	\$	134,184.24	\$	280,182.82	390	\$	196,684.17	\$	738,236.52	\$	934,940.67
WF BOLDNER LLC	Form 5500 Not Filed	PO BOX 283 NUC EXPRESS	ST LOUIS	MO	63106	154	\$	531,209.46	\$	531,209.46	104	\$	96,767.64	\$	224,650.24	209	\$	197,746.48	\$	755,706.81	\$	936,506.62
RANDYDAD LLC	Form 5500 Not Filed	100 PRESIDENTIAL WAY PL 3	WORKING	MA	02801	100	\$	100,000.00	\$	575,935.07	114	\$	76,075.17	\$	157,764.58	307	\$	188,674.26	\$	731,699.05	\$	932,373.05
COMPENSATION EVALUATE PARTNERS, LLC	64 or 60 Beneficial Provided	30 S STEPHANIE STREET	HENDERSON	NV	89013	140	\$	88,057.17	\$	479,120.00	128	\$	99,207.15	\$	272,947.89	250	\$	187,264.88	\$	743,271.26	\$	938,128.81
CARTELAN STORES INCORPORATED	Form 5500 Not Filed	PO BOX 1200 SCORP COURT C/D	LONGVIEW	TX	75087	126	\$	181,300.00	\$	120,490.00	168	\$	83,339.00	\$	287,700.79	200	\$	174,029.79	\$	761,748.29	\$	931,738.00
WELLS ENTERPRISES INC	64 or 60 Beneficial Provided	1 BULLDOG DR	LE MARS	IA	52051	124	\$	79,150.15	\$	432,624.88	143	\$	223,930.00	\$	275,649.40	277	\$	202,548.02	\$	713,024.00	\$	933,643.22
LINEV MEDICINE	Form 5500 Not Filed	3016 W CHARLESTON BLVD STE 100	LAS VEGAS	NV	89129	158	\$	94,781.91	\$	381,939.48	195	\$	148,930.77	\$	292,950.81	321	\$	244,882.58	\$	666,895.28	\$	932,077.80
WALKER FURVIE PARTNER TREE	Form 5500 Not Filed	PO BOX 100	LOUISVILLE	KY	40217	87	\$	115,462.21	\$	54,294.00	147	\$	77,853.18	\$	169,571.10	111	\$	193,121.73	\$	712,805.31	\$	926,381.11
CAPITAL ONE NA	Form 5500 Not Filed	PO BOX 283 NUC EXPRESS	LAS VEGAS	MO	63106	154	\$	503,874.78	\$	371,477.46	211	\$	140,634.14	\$	289,914.20	363	\$	244,890.10	\$	965,890.75	\$	965,890.75
VCS CHECKER OPERATIONS LLC	Form 5500 Not Filed	1225 W POST RD	LAS VEGAS	NV	89118	114	\$	64,231.11	\$	515,564.61	303	\$	80,806.11	\$	237,211.74	213	\$	130,021.34	\$	715,676.31	\$	902,731.59
WARM SPRINGS ROAD CYCLES	Form 5500 Not Filed	1 CYCLES DR # 102220	WOODBRIDGE	VA	20189	146	\$	60,438.49	\$	465,276.99	149	\$	94,182.10	\$	250,791.99	319	\$	176,620.37	\$	716,628.29	\$	908,682.46
VENUE HEALTH ENTERPRISES INC	64 or 60 Beneficial Provided	1205 REDWOOD WAY	CARSON CITY	NV	89709	144	\$	94,004.00	\$	391,124.10	223	\$	123,624.00	\$	240,291.14	383	\$	124,027.87	\$	673,474.11	\$	897,744.11
VENUE HEALTH ENTERPRISES INC	Form 5500 Not Filed	PO BOX 283 NUC EXPRESS	ST LOUIS	MO	63106	154	\$	92,144.10	\$	496,480.17	171	\$	46,471.17	\$	131,831.17	319	\$	101,831.17	\$	702,131.17	\$	898,631.17
CHANGELIFE LABORATORIES INC	64 or 60 Beneficial Provided	PO BOX 283 NUC EXPRESS	ST LOUIS	MO	63106	154	\$	103,013.13	\$	157,663.13	215	\$	118,832.13	\$	128,832.13	271	\$	294,632.13	\$	596,532.13	\$	881,182.13
INTEGRITY STAFFING SOLUTIONS	Form 5500 Not Filed	PO BOX 283 NUC EXPRESS	NASHVILLE	TN	37208	139	\$	103,284.01	\$	342,496.13	134	\$	79,460.15	\$	159,967.10	300	\$	182,744.58	\$	706,466.00	\$	881,210.58
QUEST DIAGNOSTICS INC	Form 5500 Not Filed	PO BOX 283 NUC EXPRESS	ST LOUIS	MO	63106	154	\$	60,413.17	\$	443,711.19	174	\$	108,805.15	\$	183,807.62	340	\$	168,797.49	\$	677,518.81	\$	876,316.01
BANNER INTERNATIONAL PARTNERS	64 or 60 Beneficial Provided	PO BOX 283 NUC EXPRESS	ST LOUIS	MO	63106	154	\$	95,003.73	\$	138,294.00	129	\$	74,000.00	\$	166,779.31	304	\$	188,024.68	\$	706,076.25	\$	875,124.66
BE GAMING, INC.	Form 5500 Not Filed	PO BOX 283 NUC EXPRESS	ST LOUIS	MO	63106	154	\$	101,996.61	\$	561,299.08	189	\$	54,186.18	\$	123,936.62	330	\$	100,482.82	\$	684,231.20	\$	874,718.52
ACCESSIBLE SPACE INC	Form 5500 Not Filed	2300 UNIVERSITY AVE #100N	ST PAUL	MN	55114	146	\$	89,649.00	\$	552,774.15	127	\$	74,000.00	\$	162,141.00	273	\$	163,637.38	\$	708,887.46	\$	872,649.28
MP SANTA FE UC	Form 5500 Not Filed	PO BOX 283 NUC EXPRESS	ST LOUIS	MO	63106	159	\$	79,813.19	\$	532,425.15	112	\$	89,222.12	\$	184,477.47	245	\$	140,023.43	\$	720,023.43	\$	899,940.03
FRISCO COMMERCIAL LLC	Form 5500 Not Filed	4000 S COMMERCE DR STE 200	NEW YORK	NY	10013	149	\$	94,000.00	\$	400,000.00	126	\$	100,000.00	\$	212,000.00	300	\$	100,000.00	\$	600,000.00	\$	700,000.00
ABC RESTAURANTS LLC	Form 5500 Not Filed	1201 S SHARON SPRINGS DR STE 400	LAS VEGAS	NV	89123	150	\$	102,000.00	\$	400,000.00	126	\$	60,000.00	\$	182,121.00	310	\$	100,000.00	\$	600,000.00	\$	700,000.00
EL POLLO LOCO	Neither 64 or 60 Beneficial Provided	PO BOX 283 NUC EXPRESS	ST LOUIS	MO	63106	154	\$	108,060.07	\$	434,488.14	147	\$	283,180.20	\$	328,880.00	317	\$	212,180.20	\$	603,178.00	\$	865,260.10
BARBARD ELECTRIC LLC	Form 5500 Not Filed	1800 W POST RD	LAS VEGAS	NV	89118	129	\$	70,214.81	\$	441,734.17	142	\$	142,579.29	\$	349,880.67	221	\$	187,284.18	\$	666,023.84	\$	863,934.02
GOLDEN FAHRLING RUGGET LLC	Form 5500 Not Filed	181 S HWY 100	FAHRLAND	NV	89044	148	\$	42,181.27	\$	309,351.68	124	\$	148,200.00	\$	305,174.11	226	\$	100,540.87	\$	668,716.10	\$	850,277.07
NERVO STAFFING, LLC	Form 5500 Not Filed	2000 W EXECUTIVE PRVY STE 360	LEWIS	UT	84043	157	\$	93,716.00	\$	534,243.22	303	\$	70,444.24	\$	158,249.13	360	\$	144,189.24	\$	665,512.31	\$	856,711.59
VCS YELLOW OPERATIONS LLC	Form 5500 Not Filed	1225 W POST RD	LAS VEGAS	NV	89118	114	\$	69,064.77	\$	481,044.17	188	\$	75,930.45	\$	238,093.25	215	\$	140,899.22	\$	708,147.22	\$	852,142.69
LA-HAUL CO OF NEVADA INC	Form 5500 Not Filed	PO BOX 21007	PRIMEON	AZ	85006	120	\$	77,489.00	\$	507,105.00	104	\$	84,280.00	\$	182,074.64	229	\$	161,737.64	\$	699,919.64	\$	850,919.25
EMPLOYMENT SUPPORT INC	Form 5500 Not Filed	PO BOX 283 NUC EXPRESS	ST LOUIS	MO	63106	154	\$	79,789.00	\$	481,477.22	120	\$	100,104.00	\$	280,000.00	246	\$	183,161.00	\$	688,167.00	\$	848,931.17
GENIUS RESTAURANT INC	64 or 60 Beneficial Provided	PO BOX 283 NUC EXPRESS	ST LOUIS	MO	63106	154	\$	80,811.00	\$	513,066.17	103	\$	84,800.00	\$	184,164.00	303	\$	100,000.00	\$	688,401.00	\$	848,300.00
ARLIS AMERICAN GROUP LLC	64 or 60 Beneficial Provided	PO BOX 283 NUC EXPRESS	GARDEN CITY	NV	11503	154	\$	91,821.27	\$	497,131.83	128	\$	87,287.10	\$	178,641.21	290	\$	179,158.28	\$	665,937.00	\$	849,280.43
PHARMED LAKE PARK TRIBE	Form 5500 Not Filed	P.O. BOX 276	NORON	NV	89434	94	\$	73,841.81	\$	468,465.88	72	\$	122,011.01	\$	242,487.62	129	\$	193,852.87	\$	649,013.87	\$	849,013.87
BEND-SHARMS INDIAN COLLEGE	Neither 64 or 60 Beneficial Provided	34 RESERVATION RD	BEND	NV	89023	88	\$	70,845.41	\$	337,310.00	85	\$	125,898.26	\$	283,541.56	154	\$	196,746.39	\$	646,802.12	\$	843,607.12
S&S FUELS MANAGEMENT LLC	Form 5500 Not Filed	7675 SHAFER PKWY	BRITTON	CO	80127	114	\$	90,952.21	\$	510,280.26	114	\$	77,235.12	\$	153,518.27	252	\$	177,587.12	\$	641,028.81	\$	841,028.81
DESERT CAB LLC OPERATION SERVICES	Form 5500 Not Filed	1675 WYNN RD	LAS VEGAS	NV	89103	121	\$	81,239.50	\$	556,798.44	74	\$	56,575.45	\$	148,961.20	197	\$	131,814.90	\$	705,700.01	\$	837,514.94
REPUBLIC SERVICES CUST RES WEST	Form 5500 Not Filed	7701 SAMARA AVE STE 400	LAS VEGAS	NV	89044	146	\$	91,022.00	\$	444,949.60	103	\$	97,607.67	\$	188,749.26	305	\$	188,640.76	\$	643,642.02	\$	805,105.18
WALMART STORES INC	64 or 60 Beneficial Provided	1001 1ST AVE	NEW YORK	NY	10010	150	\$	95,740.00	\$	493,880.24	184	\$	99,075.00	\$	204,977.56	310	\$	189,000.00	\$	688,010.00	\$	839,277.70
WELLS FARGO BANK N A	Form 5500 Not Filed	100 W WYATT WOOD DR	MARLBOROUGH	MA	01901	248	\$	82,444.44	\$	510,280.18	228	\$	124,100.07	\$	240,848.07	420	\$	100,000.00	\$	644,107.07	\$	





## Appendix

RELIANCE SECURITY INC	Form 5500 Non-Filed	3600 N RANCHO DR	LAS VEGAS	NV	89100	91	5	52,219.00	300,465.00	10	5	31,415.33	5	72,807.00	101	5	83,610.33	5	374,211.33	5	456,864.61
REYNOLDS PREPARED SERVICES LLC	Form 5500 Non-Filed	27 WATERVIEW DR	SHREVEPORT	LA	70564	42	5	75,775.21	213,684.54	68	5	46,773.21	5	85,180.48	110	5	116,546.46	5	339,670.21	5	455,618.69
RFS GROUP LLC	Form 5500 Non-Filed	8031 CONNECTION DR STE 400	IRVING	TX	75039	48	5	55,016.41	211,061.31	88	5	51,040.10	5	117,211.51	167	5	146,960.17	5	348,280.81	5	452,347.01
RESIGHTS OF SUMMITRUM LLC THE	Form 5500 Non-Filed	PO BOX 28020 N/0406040	NASHVILLE	TN	37208	38	5	56,616.40	256,096.39	48	5	42,882.90	5	98,954.91	118	5	96,489.39	5	355,500.86	5	454,799.80
REVO ENTERTAINMENT INC	Form 5500 Non-Filed	22306 W BAYLAND BLVD STE 200	LARKSPURD	CO	80109	38	5	57,477.00	220,549.68	65	5	53,028.00	5	107,759.20	120	5	105,009.00	5	345,302.20	5	454,799.80
REX & MACK TRAVIS INC	Form 5500 Non-Filed	8752 W WILSON DR/PO BOX 500	LAS VEGAS	NV	89108	48	5	51,744.00	230,790.00	50	5	50,790.00	5	102,590.00	119	5	96,200.00	5	345,790.00	5	454,207.00
REYNOLDS SEASONED MEATS ARIZ	Form 5500 Non-Filed	20100 2601 NUC EXPRESS	ST LOUIS	MO	63104	38	5	45,212.10	203,435.64	51	5	49,937.00	5	87,747.30	111	5	84,518.12	5	365,318.26	5	454,127.54
REX WATER STREET LLC	Form 5500 Non-Filed	8080 S BULFALO DR	LAS VEGAS	NV	89113	38	5	50,540.64	344,294.21	29	5	15,798.90	5	42,664.80	116	5	46,559.42	5	386,530.29	5	452,088.73
REY COMPANIES LLC	IA or RI Benefits Provided	1505 DUNDALK HWY STE 200	DUBLIN	OH	43017	38	5	47,707.80	227,155.68	82	5	54,334.21	5	120,685.60	116	5	104,042.00	5	347,893.21	5	451,891.27
RE CHANGS CHINA RESTO INC	IA or RI Benefits Provided	8377 F HARTWY DR STE 100	SCOTTSDALE	AZ	85255	37	5	45,360.10	288,281.12	67	5	48,187.10	5	77,511.30	164	5	85,547.87	5	305,771.51	5	451,320.88
REINVEST CAPITAL & INVESTMENT	Form 5500 Non-Filed	2550 PALMS DRIVE FRNT STE 100	HENDERSON	NV	89074	100	5	55,793.51	213,565.89	71	5	45,187.80	5	96,690.10	173	5	103,977.38	5	350,284.87	5	451,241.41
RINA SOUTHERN NEVADA INC	Form 5500 Non-Filed	550 KOWNE ST	AUSTIN	TX	78703	48	5	41,505.87	246,540.41	61	5	53,048.00	5	110,887.87	151	5	96,644.49	5	356,427.76	5	451,073.23
REX NEVADA INC	Form 5500 Non-Filed	1132 E BUCKLEY RD	PICAYUNE	AZ	85004	48	5	64,439.80	329,914.64	28	5	36,887.40	5	70,944.95	97	5	81,427.32	5	369,263.30	5	450,680.71
REX GAMING RENOV LLC	IA or RI Benefits Provided	PO BOX 209	PIEDMONT	NV	89019	38	5	47,035.00	237,845.00	41	5	41,176.70	5	87,998.51	137	5	82,739.30	5	341,833.30	5	450,122.92
REX SECURE FINANCE GAMING AUTHORITY	Form 5500 Non-Filed	5109 PALMER DR	LAS VEGAS	NV	89100	48	5	45,120.84	241,928.60	70	5	51,174.46	5	100,206.78	103	5	92,004.42	5	351,000.40	5	449,254.60
REXMARK LLC	IA or RI Benefits Provided	2882 S 27TH AVE	PICAYUNE	AZ	85017	38	5	37,270.04	247,652.80	71	5	24,820.80	5	52,710.00	102	5	72,540.24	5	274,762.00	5	447,303.20
STRATEGIC GAMING MANAGEMENT L	Form 5500 Non-Filed	805 S Rock Boulevard	SPRING	NV	89411	42	5	48,388.14	281,424.86	45	5	45,188.41	5	92,174.27	107	5	85,573.15	5	357,598.84	5	446,173.08
SANMAR CORPORATION	IA or RI Benefits Provided	800 PIEDMONT AVE 10TH FLOOR	SPRING	NV	89044	38	5	42,004.54	201,963.12	101	5	46,976.71	5	144,114.42	105	5	107,301.20	5	338,068.54	5	446,980.10
LAS VEGAS CLARK COUNTY URBAN	Form 5500 Non-Filed	2470 N DECATUR BLVD STE 130	LAS VEGAS	NV	89106	48	5	44,700.00	189,020.00	91	5	71,756.80	5	145,521.07	157	5	114,622.80	5	345,974.67	5	445,974.67
VEOLIA LLC	Form 5500 Non-Filed	7345 S DURANGO BLVD 200	LAS VEGAS	NV	89117	47	5	43,307.40	267,300.31	65	5	44,401.13	5	91,811.11	112	5	86,710.02	5	355,241.42	5	445,954.04
PRENEY GROUP LLC	IA or RI Benefits Provided	4655 S 700 S STE 200	SALT LAKE CITY	UT	84107	48	5	41,361.00	234,098.49	48	5	36,768.10	5	116,808.90	115	5	92,180.30	5	352,998.34	5	445,128.30
WEST WY EXPRESS	Form 5500 Non-Filed	7800 FRONT AVE S	EVERETT	WA	98203	100	5	41,048.80	241,188.33	60	5	43,246.18	5	117,007.34	170	5	90,448.10	5	340,691.20	5	444,000.00
WELLER TRAVEL INC	Form 5500 Non-Filed	2104 S SHARON LAKE PKWY	EVERETT	WA	98201	38	5	13,144.00	241,964.00	67	5	110,390.00	5	308,120.00	117	5	248,714.00	5	444,174.00	5	444,174.00
360 WEST SHARON, LLC	Form 5500 Non-Filed	360 W SHARON AVE	EVERETT	WA	98203	38	5	44,532.10	266,864.50	61	5	37,776.70	5	92,750.30	148	5	82,127.80	5	362,141.00	5	444,470.00
DE EMPLOYERS INC	Form 5500 Non-Filed	2333 STATE ST STE 300	CARLSBAD	CA	92008	48	5	53,476.47	252,023.58	66	5	38,506.36	5	99,211.30	110	5	93,039.00	5	351,349.30	5	444,276.30
LOVES OF NEVADA LLC	Form 5500 Non-Filed	PO BOX 26220	ORLANDO	FL	32822	48	5	46,534.48	233,054.18	50	5	43,688.46	5	108,594.24	177	5	89,187.86	5	353,647.41	5	444,845.28
EMERSON EQUIPMENT INC	Form 5500 Non-Filed	3790 PARADISE RD STE 200	LAS VEGAS	NV	89109	48	5	59,208.71	242,840.31	65	5	58,008.44	5	90,449.20	114	5	109,248.55	5	333,279.51	5	442,527.66
NINJA FIT METALS LLC	Form 5500 Non-Filed	2185 E WINDMILL LN STE 200	LAS VEGAS	NV	89123	38	5	49,699.16	189,020.00	108	5	48,553.13	5	81,200.57	134	5	91,953.35	5	343,944.17	5	439,900.47
TRINITY SERVICES GROUP INC	Form 5500 Non-Filed	PO BOX 288 N704A	ST LOUIS	MO	63166	48	5	44,466.60	251,078.30	70	5	48,132.00	5	98,824.46	100	5	90,779.62	5	347,904.46	5	438,884.27
CREDIT ONE BANK N.A.	IA or RI Benefits Provided	2803 S CUMBERLAND RD	LAS VEGAS	NV	89113	48	5	49,271.00	247,097.00	48	5	49,900.00	5	101,790.07	126	5	98,402.00	5	348,402.00	5	438,554.27
CENTEX FLORE	IA or RI Benefits Provided	4100 S WAGNER BLVD STE 100	ST LOUIS	MO	63104	48	5	46,901.10	249,206.74	52	5	21,000.00	5	77,000.00	104	5	77,000.00	5	349,206.74	5	438,206.74
CLACK INC	IA or RI Benefits Provided	20100 2601 NUC EXPRESS	ST LOUIS	MO	63104	38	5	45,532.10	233,114.41	70	5	43,880.00	5	103,625.10	113	5	96,745.10	5	349,245.20	5	438,245.20
WASHCO COUNTY	Form 5500 Non-Filed	3002 S 9TH ST # A-200	RENO	NV	89512	38	5	43,664.41	274,428.97	82	5	38,783.81	5	79,608.40	107	5	80,648.20	5	350,647.40	5	438,118.63
RAMSON SUPPORT AND TEST SERVICES LLC	IA or RI Benefits Provided	PO BOX 08021	LAS VEGAS	NV	89103	38	5	37,913.81	211,251.86	36	5	46,855.44	5	140,684.84	161	5	81,207.00	5	351,700.20	5	438,107.20
CLASSIC FLOORS & RETROFIT LLC	Form 5500 Non-Filed	8000 S DECATUR BLVD STE 120	LAS VEGAS	NV	89114	38	5	43,809.41	201,941.68	71	5	51,401.11	5	113,520.00	110	5	91,302.10	5	338,607.71	5	437,102.27
LOVES TRAVEL STOPS & COUNTRY	IA or RI Benefits Provided	PO BOX 283 NUC EXPRESS	ST LOUIS	MO	63166	48	5	25,193.11	108,044.15	89	5	94,005.08	5	205,419.79	158	5	119,198.19	5	314,841.94	5	432,682.13
PUBLIC STORAGE	Form 5500 Non-Filed	701 WESTERN AVE	GLENDORA	CA	91701	71	5	43,837.48	284,119.16	48	5	39,184.45	5	70,540.49	110	5	70,022.11	5	354,608.08	5	431,682.10
HOLDEN LAS VEGAS IV	Form 5500 Non-Filed	PO BOX 6874 NUC EXPRESS	ST LOUIS	MO	63166	48	5	38,138.00	287,174.15	12	5	28,440.49	5	78,781.19	133	5	64,779.70	5	349,951.49	5	431,728.10
REXAM FLOOR MANAGEMENT LLC	Form 5500 Non-Filed	1 DUNWIDDIE DR BOX 800	HAZLEWOOD	MO	63042	32	5	38,300.00	237,097.00	10	5	43,409.24	5	110,100.20	129	5	87,151.58	5	348,712.21	5	431,627.98
GEORGINA INDUSTRIES OF SACRAM	Neither IA or RI Benefits Provided	480 WINDYBENT CENTER DR STE 100	NEWPORT BEACH	CA	92660	48	5	39,101.20	209,274.80	48	5	38,430.16	5	109,711.38	108	5	111,020.20	5	311,020.20	5	431,768.60
JANDA MAHMAN & BAUSBERG PLLC	Neither IA or RI Benefits Provided	8000 FOLSOM BLVD	SACRAMENTO	CA	95834	48	5	46,819.00	237,200.00	40	5	41,120.00	5	105,820.00	128	5	109,600.00	5	305,760.00	5	431,764.00
WESTERN STATES CONTRACTING INC	Form 5500 Non-Filed	2380 VILLAGE CENTER CTR STE 317	LAS VEGAS	NV	89134	38	5	49,988.00	186,562.27	83	5	58,866.81	5	100,018.00	103	5	102,364.86	5	328,574.86	5	431,038.62
MC DONALD'S OF KEVSTONE	IA or RI Benefits Provided	4120 W CHESTERNE AVE # B	WESTERN LAS VEGAS	NV	89031	37	5	33,963.50	241,460.06	18	5	48,676.75	5	104,693.07	145	5	82,621.00	5	346,102.00	5	431,802.34
SANDSTONE SPRING VALLEY, LLC	Form 5500 Non-Filed	2547 VIRGINIA #1	RENO	NV	89502	37	5	38,438.74	214,684.34	78	5	49,376.25	5	128,211.47	155	5	95,810.00	5	342,915.00	5	431,731.84
EWING BROS INC	Form 5500 Non-Filed	8655 W CHASE WAY	LINCOLNWOOD	WA	98072	37	5	45,241.76	215,577.89	70	5	51,277.42	5	96,444.25	147	5	98,819.39	5	311,022.31	5	427,841.52
NEPTUNION CARDS SERVICES INC	Neither IA or RI Benefits Provided	1209 A STREET	LAS VEGAS	NV	89106	48	5	48,062.42	251,028.69	46	5	28,888.87	5	69,761.20	112	5	78,790.00	5	346,944.20	5	426,554.20
NEPTUNION CARDS SERVICES INC	Form 5500 Non-Filed	PO BOX 2487	BEATTE	WA	98111	38	5	57,907.00	251,203.00	40	5	33,844.80	5	77,629.20	104	5	81,020.40	5	311,027.40	5	425,423.40
DISCOUNT TIRE COMPANY OF ARIZ	Form 5500 Non-Filed	PO BOX 283 NUC EXPRESS	ST LOUIS	MO	63166	78	5	23,900.00	111,871.50	107	5	10,580.00	5	35,647.30	108	5	34,471.70	5	307,848.30	5	424,214.00
HORIZON C STORES	Form 5500 Non-Filed	2000 N HIGHWAY 600 STE 200	FAIRBANK	NV	89860	41	5	36,003.51	211,305.												

Appendix

LONGBOARDS PIZZA, LLC	Form 5500 Non Fild	50 DAMONITE RANCH FLOW # 8272	NEED	WV	85021	1	\$	545,085.51	234,453.11	4	5,877.41	5	9,358.15	2	146,787.35	5	243,774.38	5	380,545.70
PILAS VEGAS LLC	Form 5500 Non Fild	345 S COAST DR STE 400	COSTA MESA	CA	92626	63	\$	54,150.55	202,670.64	53	33,128.75	2	95,160.55	116	87,379.53	5	900,840.21	5	889,219.54
GLOBAL SECURITY CONCEPTS INC	Form 5500 Non Fild	1240 WYNN DR STE	LAS VEGAS	NV	89102	24	\$	58,748.02	203,680.56	73	45,455.16	2	97,900.77	147	85,201.98	5	900,981.24	5	889,188.32
TOTAL MENAL CARE INC	Form 5500 Non Fild	PO BOX 37868 SHARP CANY	DENVER	CO	80217	46	\$	59,880.02	195,374.88	83	36,321.40	2	107,540.90	146	86,240.69	5	902,024.47	5	888,286.23
ADROTEL INC	Form 5500 Non Fild	7302 PARKWAY DR	HANDLER	MO	63076	48	\$	59,316.00	225,395.37	36	39,428.49	2	156,049.24	245	75,520.79	5	916,745.24	5	889,281.20
THE VENEZUE RESTAURANTS INC	Form 5500 Non Fild	2105 W PARKWAY DR	HONOLULU	HI	96808	48	\$	59,360.00	230,279.07	42	40,135.00	2	140,220.00	104	62,600.00	5	920,600.00	5	890,200.00
WESTBAMMANT STORE INC THE	Form 5500 Non Fild	2205 OLD HIGHLANDS PKWY	LANCASTER	PA	17602	38	\$	59,370.00	198,675.30	75	45,548.00	2	133,747.00	131	78,639.20	5	922,744.52	5	889,574.63
STATION CASINOS LLC	IA or IA or Benefits Provided	PO BOX 283 NUC EXPRESS	ST LOUIS	MO	63166	66	\$	40,180.23	248,134.32	17	27,836.04	2	70,980.67	123	65,243.33	5	918,522.00	5	888,209.83
HARD ROCK INTERNATIONAL USA INC	IA or IA or Benefits Provided	1830 OLD PARK LN	ORLANDO	FL	32835	31	\$	42,930.33	222,888.34	44	22,813.23	2	68,056.79	117	65,243.33	5	930,945.32	5	888,188.45
ATRIA MANAGEMENT COMPANY LLC	Neither IA or IA or Benefits Provided	300 E MARKET ST STE 330	LOUISVILLE	KY	40202	34	\$	42,938.59	239,632.33	12	32,846.89	2	75,460.30	110	74,737.48	5	912,871.01	5	881,511.09
CENTERS MANAGEMENT COMPANY, LLC	IA or IA or Benefits Provided	7700 FORTNEY BLVD	SANCTI SPIRITUS	MO	63305	53	\$	43,213.36	188,818.77	72	48,139.71	2	108,000.02	123	94,611.09	5	294,819.32	5	881,230.48
TEKSYSTEMS INC	Form 5500 Non Fild	8732 WIL AUSTIN PKWY STE 200	LAS VEGAS	NV	89119	47	\$	63,871.03	200,807.98	59	48,305.41	2	81,551.53	132	102,543.08	5	284,380.51	5	884,524.06
NUCLEAR CARE PARTNERS INC	IA or IA or Benefits Provided	833 24 1/2 RD NE	GRAND JUNCTION	CO	81501	22	\$	56,184.83	96,827.40	38	58,124.39	2	88,232.97	61	105,309.65	5	278,977.38	5	884,267.18
ARMORWAY SECURITY INC	Form 5500 Non Fild	7206 N 35TH AVE	EDMONT	AL	35203	46	\$	34,945.04	213,485.34	80	44,873.71	2	104,871.31	122	79,573.87	5	351,138.40	5	382,856.32
SEAS ENERGY LLC	Form 5500 Non Fild	8556 CORPORATE AVE STE 200	CHRYSLER	CA	90603	46	\$	28,921.58	140,282.64	33	43,148.29	2	145,206.29	109	92,202.00	5	282,188.89	5	381,599.63
WESTERN PARTITIONS INC	IA or IA or Benefits Provided	28205 SW CANNON CREEK RD	WESLINGTON	OR	97150	24	\$	29,200.29	179,294.83	12	25,508.45	2	52,939.72	110	82,225.49	5	299,805.52	5	381,291.02
ABS STAFFING SOLUTIONS, INC.	Form 5500 Non Fild	2815 BEECHER LN	REDDING	CA	96002	45	\$	58,174.98	224,355.27	42	38,764.43	2	65,330.02	104	91,838.81	5	382,828.20	5	382,828.20
MASTERS OF BARBECUES LLC	Form 5500 Non Fild	3136 LAS VEGAS BLVD N	LAS VEGAS	NV	89115	38	\$	37,716.38	284,393.14	11	17,209.81	2	41,312.35	114	10,210.00	5	392,057.48	5	381,889.54
SPS MIT ADVANCED DRIVING SCHO	Form 5500 Non Fild	4747 S HWY 100	FAIRFIELD	NV	89048	22	\$	58,673.42	179,115.44	37	48,242.38	2	117,285.40	120	84,321.60	5	296,400.84	5	381,726.45
EPIC PERSONNEL PARTNERS	Form 5500 Non Fild	6855 W SAMHRA AVE STE 1300	LAS VEGAS	NV	89146	77	\$	37,182.12	270,314.44	44	36,109.20	2	62,480.29	132	97,321.31	5	312,791.27	5	381,110.04
ELWOOD STAFFING SERVICES INC	IA or IA or Benefits Provided	PO BOX 3024	COLUMBUS	IN	47202	48	\$	41,688.03	228,255.05	39	40,855.03	2	78,926.97	152	82,268.78	5	279,537.08	5	379,877.08
ADVANCED SERVICES, INC.	IA or IA or Benefits Provided	2270 WESTPORT PRWY STE 202	LA JOLTA	NC	48038	46	\$	38,277.94	221,120.20	72	33,137.00	2	76,799.31	134	75,210.00	5	384,130.24	5	379,671.00
SOCIAL AGENCYS NEW JERSEY	Form 5500 Non Fild	800 ALBERT ST	NEW BRUNSWICK	NJ	08901	44	\$	41,247.23	231,999.27	43	30,312.31	2	78,684.87	119	80,758.54	5	288,684.87	5	379,487.89
SMART & FINAL SERVICES LLC	Form 5500 Non Fild	880 CITADEL DR	COMMERCIAL	CA	95008	46	\$	37,847.14	193,008.88	72	45,728.00	2	104,348.00	127	87,759.00	5	297,405.00	5	379,181.51
E GAOS LLC	Form 5500 Non Fild	8235 POLARS AVE	LAS VEGAS	NV	89162	46	\$	35,181.88	232,885.40	40	32,280.84	2	86,540.42	108	67,484.07	5	313,260.87	5	378,725.94
SPORT CUPS INC	Neither IA or IA or Benefits Provided	110 SPORT CUPS WAY	GEORGETOWN	TX	78628	34	\$	38,883.84	198,486.20	77	41,545.34	2	94,704.18	158	84,525.98	5	294,980.54	5	378,576.52
SOUTHERN NV DISTRICT BOARD OF FREEDOM CARE NV INC	Form 5500 Non Fild	PO BOX 980 LAS VEGAS	LAS VEGAS	NV	89127	39	\$	43,182.58	234,328.66	81	39,392.21	2	81,649.95	103	85,535.30	5	296,018.61	5	378,533.91
FALLON PAULTY SHOWROOM TRIM	Form 5500 Non Fild	1979 MARCUS AVE STE C115	NEW RIDE PARK	NV	11094	23	\$	35,943.24	181,277.31	44	38,837.25	2	112,611.33	99	72,580.50	5	305,538.64	5	378,510.14
THE NEEDLES COMPANY LLC	Form 5500 Non Fild	265 WIDEN WAY	FALLON	NV	89045	44	\$	60,159.04	170,288.19	48	51,307.89	2	104,281.00	125	103,247.02	5	274,566.78	5	377,818.80
THE NEEDLES COMPANY LLC	Form 5500 Non Fild	2120 E TERRACE ST STE 300	HEALTHE	WA	98222	48	\$	60,020.00	228,579.31	37	25,222.22	2	54,629.28	86	59,922.00	5	273,204.29	5	377,539.81
CONTO CONSULTING INC	Form 5500 Non Fild	4000W 126TH AVE	MINNETONKA PARKS	MN	55369	48	\$	28,749.00	201,727.88	73	28,007.00	2	26,628.00	146	65,000.00	5	287,747.00	5	377,372.00
BATH & BODY WORKS LLC	Form 5500 Non Fild	30,565,285 NUC EXPRESS	ST LOUIS	MO	63166	22	\$	12,659.00	256,212.56	38	16,200.00	2	31,211.11	78	58,980.00	5	312,289.00	5	376,289.00
LA BONITA GROCERY & MEAT MARKET	IA or IA or Benefits Provided	2878 N LAS VEGAS BLVD STE 112	NORTH LAS VEGAS	NV	89002	25	\$	40,008.00	218,788.88	40	34,026.76	2	62,460.02	122	74,933.38	5	302,307.27	5	376,133.88
LA AUTO PARTS NETWORK INC	IA or IA or Benefits Provided	2000 W 18TH ST STE 600	TORRANCE	CA	90504	34	\$	38,837.90	247,985.87	24	23,084.36	2	66,340.40	112	61,482.35	5	314,904.27	5	375,788.42
ISOHCO GROUP LLC	Neither IA or IA or Benefits Provided	121 E WARREN BLVD STE 201	LAS VEGAS	NV	89116	34	\$	39,914.94	189,882.17	34	31,701.91	2	106,907.20	122	67,734.07	5	308,586.91	5	375,323.97
CONTROLLED CONTAMINATION SERVICES	Neither IA or IA or Benefits Provided	14800 LANDMARK BLVD STE 125	DALLAS	TX	75254	30	\$	43,538.30	215,180.71	50	42,856.94	2	73,050.90	120	86,395.13	5	288,231.20	5	374,620.93
SPRING MFTN TREATMENT CTR	Form 5500 Non Fild	PO BOX 288 NUC EXPRESS	ST LOUIS	MO	63166	46	\$	43,007.48	224,628.11	53	33,999.99	2	73,724.15	116	57,627.38	5	296,132.00	5	374,378.72
SAVE GOURMET INC	IA or IA or Benefits Provided	PO BOX 33187 NUMBERBROS	WESTMINSTER	CO	80035	47	\$	39,919.78	248,895.15	37	28,284.97	2	66,031.54	104	62,220.41	5	310,961.00	5	373,178.10
CEDYS INC	Form 5500 Non Fild	8880 NW JOHN OLSON PK	PORTLAND	OR	97204	24	\$	37,447.00	229,943.25	33	36,838.24	2	70,918.08	127	74,936.70	5	297,189.00	5	373,705.10
SHANE STORES LLC	Form 5500 Non Fild	8406 N MARKET AVE STE 300	LAS VEGAS	NV	89121	46	\$	43,306.49	220,068.30	43	33,086.49	2	63,849.18	108	71,281.64	5	288,687.41	5	373,046.12
BUSSE INVESTMENT GROUP LLC	IA or IA or Benefits Provided	211 E 9500 SW DR STE 800	SANDY	UT	84073	24	\$	44,424.14	189,128.30	39	45,136.00	2	91,263.11	113	89,925.80	5	302,000.00	5	372,647.88
ALLEGIAN LLC	Neither IA or IA or Benefits Provided	65 E 50TH ST FL 2	NEW YORK	NV	10022	21	\$	44,873.23	183,633.00	30	48,282.23	2	92,899.80	128	85,154.58	5	285,729.25	5	372,889.00
GIBFFIN FAST LUBE NEVADA LLC	Form 5500 Non Fild	1412 USFORD HILLS DR STE 200	CLEARFIELD	UT	84015	31	\$	36,513.48	173,314.31	17	51,121.21	2	109,355.97	127	88,025.25	5	282,618.25	5	370,854.87
LAS VEGAS NV ORCO LLC	Form 5500 Non Fild	881 BROAD ST STE 120	CHATTANOOGA	TN	37422	44	\$	48,921.23	205,788.53	73	39,338.12	2	77,230.67	127	87,429.60	5	305,108.17	5	370,538.77
CORAL ACADEMY OF SCIENCE LAS	Form 5500 Non Fild	2201 SANDY RIDGE AVE	HENDERSON	NV	89074	46	\$	33,174.90	188,743.45	67	35,322.87	2	113,891.49	123	84,987.06	5	300,641.94	5	369,140.00
CHILDREN'S LEARNING ADVENTURE ELL LLC	Form 5500 Non Fild	14681 N SCOTTSDALE DR STE 200	SCOTTSDALE	AZ	85254	46	\$	49,687.71	178,079.98	72	47,938.84	2	98,848.98	128	91,608.55	5	277,513.37	5	368,113.37
WEBSTER MANAGEMENT GROUP L	Form 5500 Non Fild	8800 BERNARD DR	LAS VEGAS	NV	89120	46	\$	48,770.00	170,879.88	72	52,276.76	2	102,079.05	129	90,927.87	5	272,921.20	5	368,062.11
THE 3 CANNES CLUB & MAINTENANCE	IA or IA or Benefits Provided	8400 WYNN DR STE 100	LAS VEGAS	NV	89108	46	\$	21,801.64	170,268.30	43	21,086.44	2	46,849.18	121	71,291.00	5	288,048.47	5	367,889.47
GILBERTSON PROPERTIES LLC	Neither IA or IA or Benefits Provided	8200 SERRANO HWY RD 300	SAN DIEGO	CA	92121	24	\$	40,987.12	165,981.37	43	45,000.00	2	113,243.23	115	90,642.84	5	277,937.87	5	367,570.64
SAE PAGES MANAGEMENT V, LLC	Form 5500 Non Fild	7871 SHAFER PKWY	LITTLETON	CO	80127	47	\$	32,187.38	248,274.23	32	23,022.05	2	44,537.82	102	74,179.23	5	282,727.23	5	367,006.31
PACIFICA VUE HOTELS, LLC	Form 5500 Non Fild	2054 VESTA PKWY STE 200	WEST PALM BEACH	FL	33411	44	\$	35,669.37	203,354.00	48	34,889.97	2	61,280.12	112	73,531.29	5	294,690.91	5	367,383.91
HEORY'S INC	Form 5500 Non Fild	2195 SUN VALLEY BLVD	SUN VALLEY	NV	89043	48	\$	29,536.63	187,671.88	39									







Appendix

ROLLING FITZPATRICK SALES LP	Form 5500 Non-Filed	PO BOX 285 NUC EXPRESS	ST LOUIS	MO	63166	NA	5	273,512.24	172,838.97	146	5	34,242.54	5	71,994.89	121	5	61,755.36	5	246,613.24	5	358,368.62
ARMA RESOURCES LLC	Form 5500 Non-Filed	215 FARMINGTON AVE	HARTFORD	CT	06156	NA	5	45,997.25	162,804.02	65	5	35,565.67	5	65,556.14	118	5	80,801.05	5	227,380.27	5	408,323.18
HURMASON & SONS INC	Form 5500 Non-Filed	PO BOX 10219	RENO	NV	89511	NA	5	51,001.11	140,004.81	56	5	46,522.78	5	94,597.03	94	5	71,625.80	5	244,202.51	5	308,208.55
ELKO INC	Form 5500 Non-Filed	5851 ROUTE 37 NORTH	PARANAGU	NV	89042	NA	5	26,875.76	157,092.05	47	5	54,439.49	5	65,541.36	104	5	75,425.77	5	232,633.48	5	307,948.96
MEDSMART INC	Member 4A or 4U Beneficial Provided	2185 SAINT JOSEPH PKWY STE 200	HENDERSON	NV	89012	NA	5	26,511.54	129,254.03	48	5	28,097.77	5	30,701.51	213	5	57,522.86	5	250,024.04	5	307,527.00
THE OPERATOR	Form 5500 Non-Filed	3402 UNIVERSITY AVE	WINDSOR	CA	95701	NA	28	25,046.78	240,000.00	28	5	25,046.78	5	25,046.78	44	5	100,000.00	5	207,250.78	5	267,297.56
CONSUMER SERVICES GROUP INC	Member 4A or 4U Beneficial Provided	2300 JAMESON RD	IRVINE	CA	92614	NA	21	17,210.75	156,364.86	18	5	16,176.26	5	17,210.75	10	5	17,518.46	5	245,382.52	5	305,523.00
1ST RESPONSE TOWING INC	Form 5500 Non-Filed	PO BOX 38682	LAS VEGAS	NV	89133	NA	34	31,934.91	167,887.82	32	5	34,140.53	5	72,098.90	68	5	65,934.44	5	239,584.24	5	305,908.23
HALCO ENTERPRISES OF NEVADA I	Form 5500 Non-Filed	7120 HAVEN ST	LAS VEGAS	NV	89139	NA	44	35,909.25	211,935.57	21	5	16,105.99	5	44,433.78	83	5	47,085.28	5	254,335.31	5	305,423.63
ESOO HOLDING COMPANY INC	Form 5500 Non-Filed	8655 S CANNON RD STE 200	LAS VEGAS	NV	89113	NA	5	37,001.47	138,639.14	15	5	34,545.34	5	74,546.25	108	5	71,222.00	5	233,207.40	5	305,309.60
BOULDER CITY HOSPITAL INC	Member 4A or 4U Beneficial Provided	951 ADAMS BLVD	BOULDER CITY	NV	89005	NA	39	32,034.60	145,838.47	13	5	33,486.54	5	92,846.22	90	5	64,313.44	5	238,684.69	5	305,097.83
MDAMA BRAND OF PALMTE INDIANS	Form 5500 Non-Filed	PO BOX 380	MDAMA	NV	89015	NA	5	37,752.86	113,507.95	48	5	45,537.69	5	58,678.65	61	5	63,830.99	5	231,686.61	5	304,997.17
BARNES & NOBLE PURCHASING INC	Form 5500 Non-Filed	1480 OLD COUNTRY RD	WESTPORT	NV	89104	NA	5	25,059.67	171,402.16	71	5	34,263.67	5	73,739.66	129	5	65,213.88	5	244,779.43	5	304,992.15
ATI RAVENHILL LLC	Form 5500 Non-Filed	1300 W EMPERE AVE FL 2	BURBANK	CA	91004	NA	5	32,791.34	189,338.18	36	5	21,489.48	5	34,541.36	95	5	58,232.28	5	248,925.36	5	304,824.84
BRANDYBARK AMERICA CREDIT UNION	4A or 4U Beneficial Provided	PO BOX 2228 NORTH AMERICA	LAKE ARROWHEAD	CA	92543	NA	26	25,102.14	131,476.61	47	5	24,964.47	5	42,068.07	92	5	70,206.78	5	244,136.48	5	304,628.26
DESERT CONCRETE LLC	Form 5500 Non-Filed	2802 LINDER RD	LA LAS VEGAS	NV	89003	NA	48	22,624.44	124,867.96	38	5	48,287.63	5	50,847.94	114	5	70,724.07	5	233,812.40	5	304,529.47
LIJHOTTECA DE AMERICA INC	Form 5500 Non-Filed	272021 FL	MASON	OH	44040	NA	47	27,021.75	145,584.72	30	5	32,468.83	5	39,626.78	87	5	58,480.58	5	245,221.53	5	304,512.08
LIMITED STATES PHARMACEUTICAL GROUP LLC	4A or 4U Beneficial Provided	1 FRANCISCO PLZ FL 14	PORT LAUDERDALE	FL	33084	NA	1	37,117.51	135,815.15	14	5	37,685.71	5	73,877.77	111	5	74,700.00	5	275,486.51	5	304,320.81
S LAS VEGAS MEDICAL INVESTORS	Form 5500 Non-Filed	P O BOX 28030 THOMAS & B	NORTHVILLE	TN	37134	NA	3	38,754.74	162,970.87	42	5	24,436.41	5	46,070.71	101	5	63,201.52	5	241,926.58	5	304,253.73
PECKY KINDS OFFICE & PRINT S	Member 4A or 4U Beneficial Provided	PO BOX 283 NUC EXPRESS	ST LOUIS	MO	63166	NA	5	33,207.67	149,353.29	59	5	36,106.36	5	84,621.94	117	5	93,314.38	5	233,977.21	5	303,291.41
NEVADA HEART AND VASCULAR CTR	Form 5500 Non-Filed	708 S SILVERADO DRCH 4130	LAS VEGAS	NV	89149	NA	5	35,791.26	152,424.47	15	5	31,658.29	5	78,939.35	114	5	65,462.46	5	235,390.82	5	303,061.40
NEVADA TOWING INC	4A or 4U Beneficial Provided	7200 S TENNIS WAY F 200	LAS VEGAS	NV	89113	NA	5	26,081.24	109,689.33	44	5	24,886.33	5	74,413.26	95	5	50,697.87	5	245,002.04	5	302,944.48
CONSUMER SERVICE SOLUTION	Form 5500 Non-Filed	8400 POWERSIDE MANAL RD	PLAINFIELD	NJ	07054	NA	5	21,616.64	206,477.17	38	5	17,776.98	5	41,528.98	68	5	202,854.16	5	242,584.16	5	302,854.16
21 OPERATIONS LLC	Form 5500 Non-Filed	4602 S OCEANVIEW BLVD 47-468	LAS VEGAS	NV	89113	NA	48	25,286.36	157,385.33	48	5	27,388.05	5	45,687.03	93	5	47,687.03	5	245,687.03	5	302,568.43
EMCC CANCER CENTER LLC	Form 5500 Non-Filed	PO BOX 283 NUC EXPRESS	ST LOUIS	MO	63166	NA	5	38,390.51	141,403.10	62	5	42,428.94	5	81,283.23	113	5	78,811.49	5	232,585.91	5	302,386.84
TRADITIONAL HOSPITALS CORPORATION OF NEVADA LLC	Form 5500 Non-Filed	885 S 4TH ST	LOUISVILLE	KY	40203	NA	5	36,568.23	188,250.54	44	5	21,138.11	5	54,618.38	87	5	58,480.58	5	245,666.51	5	302,353.26
TD ADMINISTRATION LLC	Form 5500 Non-Filed	12044 N SCOTTSDALE RD STE 200	SCOTTSDALE	AZ	85254	NA	39	23,186.08	121,402.05	45	5	43,951.57	5	14,447.13	95	5	61,157.65	5	235,889.12	5	302,026.83
PRIMA DONNA CO LLC THE	Form 5500 Non-Filed	1715 BREAKTHROUGH WAY STE 200	LAS VEGAS	NV	89135	NA	38	28,778.12	188,238.81	65	5	24,306.75	5	19,205.11	144	5	13,086.48	5	247,504.24	5	301,991.03
ASPEN CARE LLC	Form 5500 Non-Filed	1482 ALDUBON BAY AVE	LAS VEGAS	NV	89145	NA	46	34,800.81	176,388.31	38	5	28,764.46	5	58,641.76	65	5	65,462.46	5	235,828.06	5	301,973.62
SPRING HILLS HOME CARE SERVICES HENDERSON LLC	Form 5500 Non-Filed	215 PLAINFIELD AVE STE 200	EDMOND	NV	89617	NA	5	38,147.13	123,916.35	38	5	37,229.23	5	40,709.34	205	5	45,436.92	5	234,618.09	5	301,923.01
ELSTON HEALTH HOME & SERVICES LLC	Form 5500 Non-Filed	4300 W 20TH ST	MINNEAPOLIS	IL	55419	NA	28	24,841.24	169,267.17	48	5	25,088.28	5	46,089.89	208	5	56,208.00	5	244,033.28	5	301,828.00
LAS VEGAS OPERATING LLC	Form 5500 Non-Filed	2075 BETH LN	CLYDELAND	CA	95721	NA	25	16,881.10	103,048.52	21	5	15,322.12	5	31,769.66	103	5	34,103.95	5	242,647.26	5	301,641.26
INDEBER INVESTMENTS INC	Form 5500 Non-Filed	445 S VIRGINIA ST FL 4	LAS VEGAS	NV	89001	NA	52	35,068.08	145,428.96	54	5	33,880.72	5	62,243.08	103	5	68,472.83	5	237,573.26	5	301,464.73
BOYACK & ASSOCIATES INC	Form 5500 Non-Filed	PO BOX 83048	LAS VEGAS	NV	89108	NA	47	27,887.80	158,271.36	30	5	30,888.00	5	76,413.23	115	5	58,348.40	5	236,888.40	5	301,057.20
BOYD'S FRESH MARKET	Form 5500 Non-Filed	730 10TH STREET	CARLIN	NV	89012	NA	13	31,511.59	171,213.16	11	5	100,010.01	5	165,609.05	24	5	101,900.00	5	239,814.21	5	300,834.12
M J DEAN CONSTRUCTION INC	Form 5500 Non-Filed	5055 W PATRICK F 4052	LAS VEGAS	NV	89114	NA	45	27,232.22	138,163.08	43	5	28,022.84	5	80,835.14	84	5	53,775.06	5	239,518.24	5	298,293.30
ALS USA INC	Form 5500 Non-Filed	4977 ENERGY WAY	RENO	NV	89502	NA	75	27,148.89	146,476.86	69	5	30,030.89	5	64,008.81	138	5	63,157.69	5	236,513.69	5	297,671.29
RESIDENTIAL FIRE PROTECTION	Member 4A or 4U Beneficial Provided	5438 APRILE ST	LAS VEGAS	NV	89118	NA	27	54,035.25	146,962.21	43	5	28,701.75	5	63,771.66	76	5	62,737.45	5	232,532.48	5	297,572.12
TRIVE COMPANIES SO NV LLC	Form 5500 Non-Filed	1480 WESTERN AVE	LAS VEGAS	NV	89109	NA	48	37,912.66	189,905.11	34	5	23,792.24	5	47,418.45	99	5	58,927.31	5	231,151.01	5	297,423.97
SPECIAL OPERATIONS GROUP INC	Form 5500 Non-Filed	4405 CANNONBUSH DR	LAS VEGAS	NV	89115	NA	46	29,518.68	234,458.40	33	5	13,189.11	5	37,027.89	78	5	40,806.61	5	231,487.16	5	297,389.28
AR TEXAS REGION MANAGEMENT LTD	Form 5500 Non-Filed	300 SW 1ST AVE FL 11	PORT LAUDERDALE	FL	33081	NA	68	47,348.14	120,490.02	46	5	30,677.12	5	52,313.16	100	5	72,425.24	5	234,822.32	5	297,247.52
LSAR PROTECTION AGENCY LLC	4A or 4U Beneficial Provided	879 128TH AVE NE STE 103	BELLEVUE	WA	98003	NA	15	32,000.01	203,875.44	13	5	17,607.94	5	38,213.37	64	5	50,208.81	5	242,038.81	5	297,245.62
MC CARRIER LLC	Form 5500 Non-Filed	3033 LOUISE RD	NORTH LAS VEGAS	NV	89006	NA	19	34,612.08	201,311.29	25	5	18,007.12	5	14,662.80	81	5	12,623.09	5	238,274.08	5	297,093.27
LAS VEGAS UROLOGY LP	4A or 4U Beneficial Provided	5030 S SUNSHINE OLYMPIANCHECK	PHOENIX	AZ	85044	NA	4	32,238.27	132,437.18	65	5	38,372.16	5	69,618.28	111	5	62,622.83	5	232,071.36	5	296,682.69
WYFORD & SPOON LLC	Form 5500 Non-Filed	1800 LAS VEGAS BLVD S	LAS VEGAS	NV	89109	NA	11	37,136.98	184,934.94	49	5	21,795.90	5	43,871.91	91	5	60,950.27	5	228,791.91	5	296,714.66
AMERICAN STAFFING INC	Form 5500 Non-Filed	PO BOX 130	MERRIDAN	IN	46340	NA	5	34,937.29	208,272.25	18	5	16,222.24	5	30,896.76	65	5	30,938.79	5	239,089.04	5	296,648.79
CONTINUUM FITNESS SOLUTIONS I	4A or 4U Beneficial Provided	2300 PALMWAY WEST STE 200	GLENNVIEW	IL	60025	NA	48	40,910.09	239,958.30	23	5	7,897.87	5	13,499.12	75	5	49,791.78	5	240,445.04	5	296,243.00
THE SECURITY GROUP INC	Form 5500 Non-Filed	800 WEST 2ND AVE	RENO	NV	89501	NA	46	26,518.68	149,460.18	37	5	26,518.68	5	31,977.28	67	5	64,349.09	5	244,838.09	5	296,243.00
WENTLE RECOVERY LAS VEGAS LLC	Form 5500 Non-Filed	8800 CANONVA AVE	WOODLAND HILLS	CA	91367	NA	18	34,371.28	235,008.28	27	5	18,978.95									



Appendix

BODIES LATINA CORPORATION	44	44	44	44	MD	63566	44	29,814.4	156,889.0	19	21,194.78	43,232.62	84	51,009.21	188,438.01	240,428.11
MAKOI LLC	64	64	64	64	CA	93021	35	20,804.64	111,492.13	35	22,385.05	54,939.04	74	43,970.09	205,891.12	248,861.26
ORIGINAL ROOFING ETC. THE	64	64	64	64	NV	89115	22	45,290.40	143,230.14	20	17,431.02	42,746.79	42	42,721.48	185,978.92	248,868.34
RENO ORTHOPEDIC CLINIC	64	64	64	64	NV	89093	48	28,118.81	129,629.81	48	36,951.92	68,291.97	113	98,799.89	248,868.34	248,868.34
RAKER ELECTRIC INC	64	64	64	64	CA	92929	16	32,945.04	130,320.13	42	26,208.26	51,527.27	70	57,929.32	199,054.04	248,927.20
RENTON SERVICES LLC	Form 5500 Not Filed	Form 5500 Not Filed	Form 5500 Not Filed	Form 5500 Not Filed	LA	92018	48	26,782.18	127,927.07	25	25,497.07	42,297.07	45	42,297.07	248,927.20	248,927.20
RIVERVIEW SONS CO	Member 44 or 40 Beneficial Provided	Member 44 or 40 Beneficial Provided	Member 44 or 40 Beneficial Provided	Member 44 or 40 Beneficial Provided	LA	92018	48	26,782.18	127,927.07	25	25,497.07	42,297.07	45	42,297.07	248,927.20	248,927.20
S. MENDEL U.S. HOLDING, INC.	44	44	44	44	OH	53554	54	25,419.98	137,270.33	39	26,008.70	58,833.23	83	51,478.09	196,008.48	247,759.17
ITS LOGISTICS LLC	Member 44 or 40 Beneficial Provided	Member 44 or 40 Beneficial Provided	Member 44 or 40 Beneficial Provided	Member 44 or 40 Beneficial Provided	TX	89444	41	25,033.78	108,988.54	41	41,846.09	72,627.02	83	67,489.84	173,637.08	247,086.00
SALLY BEAUTY DISTRIBUTION CO	Form 5500 Not Filed	Form 5500 Not Filed	Form 5500 Not Filed	Form 5500 Not Filed	TX	63366	38	22,021.01	131,934.36	39	28,889.01	61,961.12	77	58,230.02	196,156.48	246,649.50
SE AUTO SERVICE INC	64	64	64	64	TX	85712	49	23,071.51	100,660.80	32	18,437.31	46,216.56	83	38,712.43	206,034.38	246,636.77
SEVA HEALTH PARTNERS INC	64	64	64	64	VA	22514	26	19,993.61	83,624.45	14	48,861.09	56,761.32	82	48,861.09	178,392.51	246,448.05
COGNIZANT TECHNOLOGY SOLUTIONS US CORP	64	64	64	64	TX	79945	38	25,033.02	144,541.51	38	25,836.12	50,112.84	77	51,487.34	194,754.28	246,212.02
SEWER PLACENTIA INC	Form 5500 Not Filed	Form 5500 Not Filed	Form 5500 Not Filed	Form 5500 Not Filed	NV	89093	48	22,021.01	131,934.36	20	19,222.08	41,588.34	49	42,149.99	203,977.08	246,123.07
SEWER TRAC, INC.	64	64	64	64	CA	22594	26	18,300.28	100,543.54	13	21,408.26	34,881.24	20	20,709.76	216,384.46	246,120.64
SEPS SURVIVOR SENSE SIGI	Form 5500 Not Filed	Form 5500 Not Filed	Form 5500 Not Filed	Form 5500 Not Filed	TX	62566	28	22,242.54	127,123.55	48	25,480.05	72,320.00	83	58,734.02	188,307.08	246,240.40
SIAM SPECIALTY HOSPITAL OF LAS VEGAS LLC	Form 5500 Not Filed	Form 5500 Not Filed	Form 5500 Not Filed	Form 5500 Not Filed	LA	17023	37	27,321.02	157,852.00	28	18,139.11	41,681.00	68	46,420.14	198,433.23	245,903.23
FATHER PLANNING BOYS HOME	44	44	44	44	TX	63366	37	24,028.70	136,400.82	40	21,022.21	51,789.80	83	45,020.20	200,180.71	245,811.21
NEWCAR AC OPERATIONS LLC	Form 5500 Not Filed	Form 5500 Not Filed	Form 5500 Not Filed	Form 5500 Not Filed	NV	89033	34	19,817.33	139,983.14	25	17,588.57	49,098.03	63	20,096.61	209,066.57	245,782.31
SOCIAL ANIMAL DOST WATWOOD MGS	Form 5500 Not Filed	Form 5500 Not Filed	Form 5500 Not Filed	Form 5500 Not Filed	LA	89036	48	26,208.41	121,342.62	54	36,051.01	71,201.40	92	62,281.26	183,146.32	245,606.36
BRADPOINT, MICHAEL	Member 44 or 40 Beneficial Provided	Member 44 or 40 Beneficial Provided	Member 44 or 40 Beneficial Provided	Member 44 or 40 Beneficial Provided	NV	89438	44	26,478.08	121,944.42	12	26,077.08	61,987.25	96	52,730.97	192,739.46	245,460.63
400 AND CONVENTION CENTER LLC	Form 5500 Not Filed	Form 5500 Not Filed	Form 5500 Not Filed	Form 5500 Not Filed	NV	89093	48	27,070.00	120,477.00	17	17,024.17	44,901.81	74	42,970.94	189,129.00	245,322.84
CONSTITUTIONAL HOTELS CORP	Member 44 or 40 Beneficial Provided	Member 44 or 40 Beneficial Provided	Member 44 or 40 Beneficial Provided	Member 44 or 40 Beneficial Provided	NV	89093	48	27,070.00	120,477.00	17	17,024.17	44,901.81	74	42,970.94	189,129.00	245,322.84
NIW WEST LLC	Form 5500 Not Filed	Form 5500 Not Filed	Form 5500 Not Filed	Form 5500 Not Filed	CA	89237	48	25,319.33	104,917.33	23	19,207.08	34,937.08	48	44,538.06	189,307.08	244,934.44
NOPE CHRISTIAN HEALTH CENTER	Form 5500 Not Filed	Form 5500 Not Filed	Form 5500 Not Filed	Form 5500 Not Filed	NV	89032	48	22,080.00	132,893.07	40	27,407.40	51,313.00	83	60,438.73	184,108.56	244,432.83
LV CONVENTION & VISITOR AUTH	Form 5500 Not Filed	Form 5500 Not Filed	Form 5500 Not Filed	Form 5500 Not Filed	NV	89030	35	28,793.21	138,793.40	27	18,937.77	50,603.00	62	46,190.30	197,772.71	244,363.09
BI PERSONNEL LP	Form 5500 Not Filed	Form 5500 Not Filed	Form 5500 Not Filed	Form 5500 Not Filed	NH	02053	43	23,027.37	131,474.02	22	15,442.40	43,844.40	64	38,420.38	205,330.41	243,770.59
MY NEXT CARE PATH STAFFING	Form 5500 Not Filed	Form 5500 Not Filed	Form 5500 Not Filed	Form 5500 Not Filed	NV	89110	31	28,093.14	128,093.00	30	17,735.15	39,081.80	83	41,339.90	198,035.00	243,350.80
APARTMENT MGMT CONSULTANTS LLC	Member 44 or 40 Beneficial Provided	Member 44 or 40 Beneficial Provided	Member 44 or 40 Beneficial Provided	Member 44 or 40 Beneficial Provided	UT	84211	46	36,478.46	134,311.38	48	28,956.41	52,381.95	75	56,534.87	186,054.74	243,189.12
CONDUIT COMMERCIAL SOLUTIONS	Form 5500 Not Filed	Form 5500 Not Filed	Form 5500 Not Filed	Form 5500 Not Filed	TX	79980	36	42,024.54	124,793.15	27	23,875.01	41,839.75	52	65,920.01	178,418.21	243,138.21
AROUND YOUR CARE INC	Form 5500 Not Filed	Form 5500 Not Filed	Form 5500 Not Filed	Form 5500 Not Filed	NV	89093	48	22,021.01	131,934.36	18	20,021.01	42,920.00	45	44,177.98	208,709.00	243,087.00
BEHAIL INC	Form 5500 Not Filed	Form 5500 Not Filed	Form 5500 Not Filed	Form 5500 Not Filed	LA	92018	48	26,782.18	127,927.07	25	25,497.07	42,297.07	45	42,297.07	248,927.20	243,047.20
FINANCE PROTECTION GROUP	Form 5500 Not Filed	Form 5500 Not Filed	Form 5500 Not Filed	Form 5500 Not Filed	NV	89028	32	22,782.21	144,277.33	18	21,408.08	53,639.00	50	44,483.21	197,008.00	242,978.47
AVENUE HEALTHCARE ALLC	44	44	44	44	GA	30236	30	29,865.54	121,585.87	41	31,138.26	86,141.01	70	60,102.80	183,723.21	242,916.28
BEDWOOD MATRIALS INC	Member 44 or 40 Beneficial Provided	Member 44 or 40 Beneficial Provided	Member 44 or 40 Beneficial Provided	Member 44 or 40 Beneficial Provided	CA	89764	71	24,293.31	124,793.78	61	32,388.21	60,477.03	141	56,739.23	185,161.31	242,842.54
LAUSHER, DONALD J	64	64	64	64	LA	99029	39	18,153.57	118,517.16	51	27,847.54	77,188.82	110	46,020.71	195,745.98	241,766.69
FLOOR AND DECOR OUTLETS OF AM	64	64	64	64	GA	30916	46	22,020.00	132,989.46	34	15,044.94	36,584.24	84	37,865.63	180,911.00	241,599.33
FISIBILITY NATIONAL MGMT SVCS	Form 5500 Not Filed	Form 5500 Not Filed	Form 5500 Not Filed	Form 5500 Not Filed	TX	63366	46	31,440.51	132,369.51	38	26,633.17	49,641.60	86	59,755.89	204,537.61	241,527.61
DEEP PRODS INVESTMENT INC	Form 5500 Not Filed	Form 5500 Not Filed	Form 5500 Not Filed	Form 5500 Not Filed	NV	89092	48	29,442.00	131,887.72	43	24,477.12	51,433.53	113	52,128.08	188,109.26	241,527.61
HENDERSON INVESTMENTS HOLD, L.L.C.	Form 5500 Not Filed	Form 5500 Not Filed	Form 5500 Not Filed	Form 5500 Not Filed	LA	92018	48	26,782.18	127,927.07	25	25,497.07	42,297.07	45	42,297.07	248,927.20	241,527.61
GLOBAL CORPORATE SERVICES LLC	Form 5500 Not Filed	Form 5500 Not Filed	Form 5500 Not Filed	Form 5500 Not Filed	NV	89034	48	25,120.30	120,251.30	39	29,120.30	60,241.30	83	54,433.00	185,606.00	241,529.00
COBT BUSINESS SVCS CORPNARD	44	44	44	44	TX	63366	38	23,792.01	143,315.30	42	22,323.01	30,640.70	82	48,280.93	193,736.26	241,037.18
ADAPTHEALTH LLC	44	44	44	44	VA	19843	21	26,020.00	127,290.46	44	30,066.25	51,851.46	65	56,281.54	183,143.01	239,831.48
MAXICO PERSONNEL, INC.	Form 5500 Not Filed	Form 5500 Not Filed	Form 5500 Not Filed	Form 5500 Not Filed	CA	94987	48	22,991.81	127,976.21	20	9,060.47	29,571.45	68	20,522.12	207,547.08	239,599.97
BLUKTREE PRACTICE SERVICES OF NEVADA	Form 5500 Not Filed	Form 5500 Not Filed	Form 5500 Not Filed	Form 5500 Not Filed	NV	89096	42	30,925.58	102,951.79	17	37,385.07	68,291.11	109	66,910.23	172,230.94	239,121.17
BIOMAT USA INC	Form 5500 Not Filed	Form 5500 Not Filed	Form 5500 Not Filed	Form 5500 Not Filed	TX	63366	46	36,182.71	126,529.76	15	28,849.76	78,541.96	95	96,020.46	182,071.87	238,998.05
MOI INDUSTRIES SUPPLY CHAIN INC	Form 5500 Not Filed	Form 5500 Not Filed	Form 5500 Not Filed	Form 5500 Not Filed	NC	27893	48	30,620.00	124,683.20	29	21,227.07	38,811.61	73	40,212.40	182,869.00	238,987.00
COY OF LAS VEGAS LLC	Form 5500 Not Filed	Form 5500 Not Filed	Form 5500 Not Filed	Form 5500 Not Filed	CA	94988	48	32,104.00	126,212.00	18	20,999.17	34,811.00	48	54,948.00	246,517.00	238,910.00
GRACE MANAGEMENT INC	Member 44 or 40 Beneficial Provided	Member 44 or 40 Beneficial Provided	Member 44 or 40 Beneficial Provided	Member 44 or 40 Beneficial Provided	WA	50511	38	24,440.71	120,242.00	30	18,242.01	27,432.08	68	41,389.01	182,968.01	238,910.01
SALLY BEAUTY COMPANY LLC	Form 5500 Not Filed	Form 5500 Not Filed	Form 5500 Not Filed	Form 5500 Not Filed	TX	63366	38	22,021.01	131,934.36	36	15,713.12	44,654.90	88	43,282.05	198,368.00	238,651.02
K&S INC.	Form 5500 Not Filed	Form 5500 Not Filed	Form 5500 Not Filed	Form 5500 Not Filed	CA	92060	36	20,617.54	130,170.11	41	21,721.26	57,028.77	61	42,141.30	196,033.00	238,464.00
MATRO ONE LOSS PREVENTION SERVICES GROUP WEST COAST INC	Form 5500 Not Filed	Form 5500 Not Filed	Form 5500 Not Filed	Form 5500 Not Filed	TX	10014	32	29,545.01	135,046.01	40	24,828.01	48,602.22	62	54,373.04	183,951.21	238,124.21
CARD HEALTH NEVADA, PLLC	Form 5500 Not Filed	Form 5500 Not Filed	Form 5500 Not Filed	Form 5500 Not Filed	FL	13178	48	37,750.41	136,516.66	47	28,305.48	47,162.01	93	54,086.09	183,677.01	237,763.70
PRIVATE NATIONAL MORTGAGE ACE	64	64	64	64	CA	91261	46	28,000.00	129,529.46	48	28,007.41	47,686.34	95	54,008.39	182,478.34	237,469.33
ABOVE THE REST HOME CARE INC	Form 5500 Not Filed	Form 5500 Not Filed	Form 5500 Not Filed	Form 5500 Not Filed	LA	99146	12	4,747.00	39,282.78	18	67,438.20	12,888.11	20	72,160.00	195,170.00	237,300.00
AMPTROL LLC	Form 5500 Not Filed	Form 5500 Not Filed	Form 5500 Not Filed	Form 5500 Not Filed	LA	92018	48	26,782.18	127,927.07	25	25,497.07	42,297.07	45	42,297.07	248,927.20	

Appendix

CTR 1, INC	From 5500 Non-Filed	PO BOX 283	SAINT LOUIS	MO	63166	41	5	25,663.11	131,761.72	14	5	18,880.28	5	50,831.71	76	5	45,500.41	5	182,554.41	5	238,054.64
CABRNES LAS VEGAS LLC	From 5500 Non-Filed	340 W 42ND ST UNIT B04	NEW YORK	NY	10036	41	5	18,598.75	125,875.87	13	5	23,610.61	5	55,646.66	74	5	42,878.36	5	184,818.61	5	237,896.36
PS ASSOCIATES LLC	64 or 61 Beneficial Provided	7500 OFFICE PLAZA DR STE 200	WEST DES MOINES	IA	50396	48	5	17,037.58	147,662.94	17	5	16,732.42	5	17,221.25	73	5	44,310.28	5	185,185.47	5	237,695.47
EDGEWATY OPERATION INC	From 5500 Non-Filed	4805 DEAN MARTIN DR STE 150	LAS VEGAS	NV	89103	48	5	25,105.45	120,799.31	16	5	25,498.49	5	65,798.32	48	5	50,546.38	5	197,189.21	5	237,189.21
MADANANA ENTERPRISES	64 or 61 Beneficial Provided	8028 WICHITA HWY #122 WPM	PASADENA	MO	63122	48	5	22,722.71	127,850.13	14	5	25,385.21	5	51,249.81	70	5	48,124.84	5	179,020.21	5	237,180.21
INDUSTRIAL BETA OPERATIONS	From 5500 Non-Filed	701 2ND ST NUC EXPRESS	ST LOUIS	MO	63102	48	5	18,020.61	142,221.78	15	5	18,077.61	5	42,429.67	48	5	52,927.67	5	179,529.67	5	236,929.67
TELESCOUT GAMING INC	From 5500 Non-Filed	2010S 27TH ST	DENVER	CO	80211	48	5	18,020.61	142,221.78	15	5	18,077.61	5	42,429.67	48	5	52,927.67	5	179,529.67	5	236,929.67
NORTON CONSULTING & INVESTSA	From 5500 Non-Filed	8275 S EASTERN AVE STE 225	LAS VEGAS	NV	89123	51	5	19,704.84	147,408.88	23	5	18,525.45	5	39,871.18	74	5	39,822.49	5	187,515.21	5	237,815.21
DILLARD INVESTMENT COMPANY IN	From 5500 Non-Filed	1800 CANTRELL RD	LITTLE ROCK	AR	72201	41	5	24,000.14	112,688.88	18	5	28,236.88	5	60,797.00	70	5	53,237.41	5	174,480.88	5	238,718.88
CENTER FOR SIGHT EVA LEANG	64 or 61 Beneficial Provided	5871 W CLAYSON RD	LAS VEGAS	NV	89130	41	5	23,189.88	121,400.66	14	5	22,468.11	5	17,318.21	84	5	47,620.21	5	178,735.21	5	238,334.40
BEI CONSTRUCTION, INC	From 5500 Non-Filed	1103 MARINA VEGAS PKWY	ALAMANDA	CA	94021	17	5	27,281.18	172,653.98	15	5	8,821.15	5	17,761.11	52	5	35,984.33	5	190,415.11	5	238,110.11
S & F FUELS MANAGEMENT LLC	From 5500 Non-Filed	7675 SHAFER PKWY	LITTLETON	CO	80117	48	5	38,141.21	137,974.49	20	5	14,539.34	5	40,683.24	54	5	47,680.39	5	178,075.41	5	236,266.31
HARBOR FRESH FOODS USA INC	64 or 61 Beneficial Provided	26877 AGUIRRE RD	CALAGARSA	CA	91802	51	5	19,113.20	134,802.16	16	5	18,849.92	5	15,911.75	89	5	38,062.70	5	188,154.21	5	237,071.00
WATER TRENT GAMING LLC	From 5500 Non-Filed	PO BOX 82020	HENDERSON	NV	89099	48	5	22,053.13	129,700.54	13	5	14,728.38	5	19,751.07	53	5	35,717.48	5	195,320.48	5	237,071.00
EMPTA BAMBULETTI LLC	64 or 61 Beneficial Provided	1020 S 20TH ST	ALBUQUERQUE	NM	87102	48	5	20,532.28	120,780.17	12	5	20,588.80	5	40,029.12	62	5	40,121.29	5	178,821.40	5	235,848.07
DEBERT VENTURE LLC	From 5500 Non-Filed	2811 W CHARLESTON AVE 3RD	LAS VEGAS	NV	89074	38	5	28,412.14	120,264.10	22	5	24,210.07	5	42,429.20	66	5	52,539.20	5	175,324.20	5	235,843.57
MARTIN HARRIS CONSTRUCTION LL	64 or 61 Beneficial Provided	830 S HIGHLAND DR	LAS VEGAS	NV	89108	37	5	18,618.98	112,141.11	17	5	24,804.51	5	17,872.27	74	5	41,719.52	5	188,833.52	5	235,539.10
PALM MEDICAL GROUP	From 5500 Non-Filed	PO BOX 480875	LAS VEGAS	NV	89160	17	5	33,016.17	116,350.00	16	5	23,172.81	5	10,728.60	73	5	18,820.17	5	166,618.17	5	235,508.10
BEVUE BEND LLC	From 5500 Non-Filed	1010 PULMUS ST	RENO	NV	89500	41	5	11,817.56	117,621.76	18	5	27,912.24	5	46,612.22	80	5	50,238.80	5	175,258.80	5	235,497.78
NEVADA CHARTER ACADEMIES	From 5500 Non-Filed	8177 W PATRICK LN	LAS VEGAS	NV	89113	49	5	18,600.08	94,249.94	19	5	34,134.38	5	77,571.91	68	5	12,991.02	5	177,200.88	5	235,195.88
CARSON CITY COMM COUNSELING C	From 5500 Non-Filed	205 S PRATT HWY	CARSON CITY	NV	89915	41	5	8,637.17	79,514.14	25	5	56,052.92	5	65,758.24	46	5	60,820.14	5	164,880.48	5	235,100.40
GOLDEN PINEAPPLE BARBER	From 5500 Non-Filed	2000 LAS VEGAS BLVD'S	LAS VEGAS	NV	89104	48	5	14,800.00	107,971.02	18	5	25,176.41	5	19,154.95	80	5	40,425.00	5	184,117.21	5	234,917.21
THE DAY ON GROUP LLC	From 5500 Non-Filed	8114 WINDSORVIEW AVE	RENO	NV	89511	48	5	21,114.14	100,760.14	17	5	20,738.74	5	11,521.80	41	5	52,134.80	5	171,114.80	5	234,822.80
NEW C A P S LLC	From 5500 Non-Filed	10000 VEGAS BLVD	CLAYTON CA	CA	90511	48	5	20,506.14	105,547.40	18	5	13,186.86	5	24,813.24	57	5	34,085.27	5	166,740.27	5	234,810.27
BERY GUYZ INC	From 5500 Non-Filed	1020 S I EASTERN AVE STE 130	RENO	NV	89922	41	5	18,948.84	81,138.80	14	5	25,175.94	5	30,103.00	65	5	45,829.80	5	178,297.80	5	234,822.80
USGAM ENTERPRISES INC	From 5500 Non-Filed	4055 W ORMS DR	NORTH LAS VEGAS	NV	89032	31	5	17,873.24	76,363.16	14	5	46,937.17	5	59,858.63	61	5	58,472.45	5	166,258.45	5	234,738.50
LAS VEGAS ROY ACUTE & REHAB	From 5500 Non-Filed	280 N PALM ST	BREA	CA	92611	41	5	28,726.44	120,462.12	10	5	22,436.15	5	44,118.68	81	5	51,142.74	5	173,578.21	5	234,721.84
RENT-A-CENTER WEST INC	From 5500 Non-Filed	PO BOX 7340 NURNBETT	CARLETON CITY	NY	11130	41	5	22,057.77	101,782.81	10	5	31,105.45	5	65,800.65	76	5	54,711.17	5	167,572.21	5	234,283.44
BASS PRO OUTDOOR WORLD LLC	From 5500 Non-Filed	PO BOX 288 NUC EXPRESS	ST LOUIS	MO	63166	48	5	18,644.97	121,991.97	13	5	16,448.75	5	18,471.75	71	5	31,892.88	5	196,485.71	5	233,854.14
SHING HOME HEALTH CARE LLC	From 5500 Non-Filed	2020 S FLAMINGO AVE STE B-180	LAS VEGAS	NV	89110	41	5	29,508.14	118,071.10	10	5	24,480.12	5	15,920.64	74	5	53,900.48	5	199,047.48	5	233,808.48
REINVENTURE INC	From 5500 Non-Filed	405 WINDSORVIEW AVE	RENO	NV	89511	28	5	26,851.14	106,269.18	18	5	20,109.18	5	42,299.18	68	5	62,906.18	5	181,109.18	5	233,609.18
CLARK AND WILSON MANAGEMENT CONSULTANTS	From 5500 Non-Filed	1481 MANASSA DR	EMIGUS	CO	71201	38	5	21,470.41	108,026.01	18	5	19,705.13	5	42,121.11	88	5	42,211.17	5	175,842.17	5	233,114.17
HIGH IMPACT SIGN AND DESIGN L	64 or 61 Beneficial Provided	820 WEGMAN PKWY STE 100	HENDERSON	NV	89044	34	5	26,200.25	141,293.20	29	5	15,440.20	5	17,052.40	71	5	40,823.40	5	183,303.40	5	233,103.40
GETAWAYS RESORT MANAGEMENT LLC	From 5500 Non-Filed	PO BOX 21180	LAS VEGAS	NV	89105	41	5	28,703.10	118,780.64	22	5	21,448.10	5	46,114.80	70	5	50,824.10	5	173,915.10	5	232,960.10
LAS VEGAS PAIN INPT & REED CTR	From 5500 Non-Filed	3815 S JONES BLVD W-104	LAS VEGAS	NV	89134	17	5	18,914.58	101,271.00	10	5	21,790.15	5	60,094.17	81	5	51,734.90	5	199,914.48	5	232,677.88
LEGAMATCH.COM	From 5500 Non-Filed	300 S 2ND ST STE 1410	RENO	NV	89501	28	5	14,620.83	146,208.83	28	5	17,070.27	5	14,817.25	64	5	41,792.46	5	180,514.08	5	232,366.54
PERFECTO BEVERAGE SALES LLC	From 5500 Non-Filed	700 ANDERSON HWY 10	PURCHASE	NY	10917	46	5	19,888.11	106,723.86	14	5	30,321.41	5	64,779.52	55	5	50,209.52	5	171,503.52	5	231,712.54
REINVENTURE CENTER LLC	From 5500 Non-Filed	1880 INDUSTRIAL RD STE 100	LAS VEGAS	NV	89102	28	5	16,476.18	97,212.71	14	5	23,809.47	5	73,951.91	72	5	50,488.15	5	170,189.42	5	231,674.77
EMERALD ALPHAMEDIA OF NEVADA	From 5500 Non-Filed	7738 EASTSIDE ROAD	HENDERSON	NV	89011	48	5	22,562.16	108,727.17	12	5	21,117.14	5	48,843.32	87	5	44,808.06	5	178,772.46	5	231,452.10
EVG HOLDINGS LLC	64 or 61 Beneficial Provided	2000 S DESSERT HWY RD STE 200	LAS VEGAS	NV	89115	48	5	24,801.14	146,948.10	11	5	18,821.80	5	18,828.13	88	5	40,824.14	5	188,828.14	5	231,414.14
GOLDEN YEARS PERSONAL CARE LLC	From 5500 Non-Filed	4827 PRINCEVALE AVE	RENO	NV	89511	36	5	14,171.14	101,541.31	20	5	13,572.07	5	26,542.47	54	5	30,743.88	5	190,104.38	5	230,847.66
ONE OF HENDERSON LLC	From 5500 Non-Filed	4 HUTTON CENTRE DR STE 400	SANTA ANA	CA	92703	41	5	22,985.11	118,173.17	12	5	28,888.48	5	32,697.17	87	5	48,481.40	5	178,788.18	5	230,554.18
MAXIM HEALTHCARE SERVICES INC	64 or 61 Beneficial Provided	PO BOX 6884 NUC EXPRESS	ST LOUIS	MO	63166	48	5	20,066.71	114,577.89	18	5	20,105.19	5	19,180.01	83	5	46,622.12	5	174,766.21	5	230,309.06
ENERGYCARE LLC	From 5500 Non-Filed	2225 N GREEN VALLEY PKWY STE C	HENDERSON	NV	89014	31	5	28,216.14	118,592.89	28	5	22,807.15	5	19,922.22	78	5	51,334.00	5	167,514.00	5	230,846.93
KINETIC FORCE INC	From 5500 Non-Filed	211 N STEPHANE ST STE C-362	HENDERSON	NV	89074	35	5	20,478.71	117,791.81	25	5	22,176.64	5	18,800.42	80	5	41,125.40	5	176,020.01	5	230,847.46
NEVADA BEVERAGE CO INC	64 or 61 Beneficial Provided	1980 W THORNCREAK AVE	LAS VEGAS	NV	89109	48	5	20,722.02	96,884.81	16	5	34,585.14	5	67,572.81	65	5	55,277.75	5	166,468.02	5	230,746.07
ANDERSON MOUNTAIN DECATERS	From 5500 Non-Filed	2400 VORANITE	CHARLOTTE	NC	28217	18	5	18,727.10	122,008.40	27	5	17,024.40	5	19,370.60	77	5	14,981.60	5	189,301.60	5	230,688.14
BAICOM INC	From 5500 Non-Filed	7100 PRINCEVALE PKWY STE 200B	LAS VEGAS	NV	89118	28	5	25,801.14	120,840.14	11	5	20,904.48	5	47,481.48	77	5	37,138.74	5	171,388.74	5	230,640.17
DEBRT ONE OPERATING LLC	From 5500 Non-Filed	7330 EASTSIDE ROAD	HENDERSON	NV	89011	31	5	48,015.14	112,622.17	12	5	18,079.14	5	27,445							





Appendix

HARRIS VENTURES INC	Form 5500 Non-Filed	869 HOLCOMB BRIDGE RD	ROSBELL	GA	30076	21	\$	42,935.51	\$	137,275.55	4	\$	536.47	\$	881.11	25	\$	42,394.23	\$	138,100.01	\$	180,554.89
OFFICE DEPOT LLC	As or 40 Beneficial Provided	600 N MILITARY TRL	BOCA RATON	FL	33466	45	\$	14,441.25	\$	102,888.25	13	\$	14,197.54	\$	49,665.76	73	\$	26,628.51	\$	153,554.02	\$	180,192.53
PRESTIGE TRAVEL INC	Form 5500 Non-Filed	1575 SPRING MOUNTAIN RD	LAS VEGAS	NV	89146	24	\$	20,955.95	\$	101,551.88	23	\$	16,905.85	\$	41,645.37	45	\$	46,921.76	\$	145,137.02	\$	181,118.79
SHAKE HOLDINGS, LLC	Form 5500 Non-Filed	2375 SAUK AVE STE 300	CARLEBORO	NC	27008	28	\$	20,522.00	\$	88,294.80	28	\$	25,137.46	\$	47,790.41	45	\$	48,720.65	\$	136,147.06	\$	178,875.87
TERRAMETALS CORPORATION	As or 40 Beneficial Provided	PO BOX 283 TULAC EXPRESS	ST LOUIS	MO	63108	28	\$	19,105.71	\$	132,802.47	16	\$	6,539.57	\$	16,869.42	45	\$	27,702.27	\$	152,028.03	\$	179,768.30
UNITY AMERICA OUTDOORS INC	Form 5500 Non-Filed	802 WINDYBROOK AVE STE 2100	TAMPA	FL	33607	28	\$	21,069.29	\$	98,272.98	25	\$	16,426.29	\$	45,296.29	45	\$	42,174.26	\$	206,238.29	\$	232,067.27
ENVIRONMENTAL PROTECTION SERVICES LLC	Form 5500 Non-Filed	2010S 2125D	CARSON CITY	NV	89511	28	\$	16,547.88	\$	106,126.14	7	\$	13,545.17	\$	13,545.17	17	\$	15,528.16	\$	158,625.21	\$	173,554.64
CASINO BAR CENTER INC	Form 5500 Non-Filed	8305 Spring Mtn. Rd #63	LAS VEGAS	NV	89103	24	\$	16,374.84	\$	160,812.58	26	\$	14,340.72	\$	47,869.20	57	\$	30,960.57	\$	168,621.74	\$	179,322.83
CORTI LLC	Neither 4A or 40 Beneficial Provided	947 CENTER COURT	STROUDSBURG HEIGHTS	MA	01812	27	\$	17,003.81	\$	87,474.44	30	\$	21,900.56	\$	30,033.17	57	\$	41,583.51	\$	137,495.51	\$	170,058.12
MAFI ENTERPRISES LLC	Neither 4A or 40 Beneficial Provided	222 W STATE ST STE 4	MURKINCANE	UT	84737	24	\$	11,208.86	\$	35,999.49	13	\$	35,335.35	\$	76,446.02	61	\$	45,536.77	\$	132,447.52	\$	170,044.27
VERDITY CONTRACTING COMPANY	Neither 4A or 40 Beneficial Provided	830 OGDEN WAY #300	HENDERSON	NV	89011	29	\$	17,913.39	\$	87,245.12	41	\$	20,133.02	\$	13,689.99	70	\$	38,084.45	\$	164,931.51	\$	178,999.56
COMMUNITY HOME HEALTH CARE LLC	Form 5500 Non-Filed	1161 S WARM SPRINGS DR STE 400	LAS VEGAS	NV	89120	29	\$	23,180.19	\$	96,347.97	28	\$	18,863.19	\$	40,210.06	55	\$	42,144.00	\$	136,786.51	\$	176,910.14
MEDICAL SVCS OF NEVADA INC	Form 5500 Non-Filed	1325 ARMISTEAD WAY STE 262	RENO	NV	89502	24	\$	25,038.07	\$	120,275.15	15	\$	7,725.19	\$	14,721.46	48	\$	33,423.36	\$	144,995.07	\$	178,428.83
MAERS METAL GROUP INC	Form 5500 Non-Filed	400 VALLEY RD #200	MT WASHINGTON	NH	03065	28	\$	18,924.46	\$	101,145.64	18	\$	11,528.26	\$	14,627.23	58	\$	31,481.31	\$	148,517.01	\$	178,258.08
DELIUMS ICE CREAM HOSPITAL	Form 5500 Non-Filed	3100 ARDEN BL	SEASIDE	CA	92082	28	\$	13,177.98	\$	70,728.82	33	\$	29,924.89	\$	45,829.82	59	\$	37,121.69	\$	141,308.26	\$	178,241.42
MANAGEMENT INC	Form 5500 Non-Filed	6202 BALDWIN AVE	EL MONTE	CA	91731	28	\$	24,922.12	\$	82,260.62	18	\$	24,421.15	\$	44,475.44	45	\$	42,183.21	\$	136,525.26	\$	177,928.33
HELP INC	As or 40 Beneficial Provided	140 NORT MONTGOMERY STW000	SAN FRANCISCO	CA	94105	28	\$	29,929.79	\$	101,880.56	24	\$	15,789.58	\$	30,840.07	12	\$	45,880.37	\$	132,829.83	\$	177,909.93
NEWCAST OPERATIONS LLC	Form 5500 Non-Filed	800 S LOCUSTAR BLVD	LAS VEGAS	NV	89103	28	\$	14,001.11	\$	129,322.01	14	\$	10,111.10	\$	21,871.07	44	\$	24,480.12	\$	153,101.20	\$	177,681.62
SILVER STATE MATERIAS LLC	Form 5500 Non-Filed	2025 S FINANCIAL WAY	GLENDORA	CA	91741	28	\$	18,826.99	\$	108,728.11	15	\$	15,720.47	\$	35,152.78	48	\$	45,880.08	\$	137,668.95	\$	177,668.95
AMS ELECTRIC LLC	Form 5500 Non-Filed	4505 W HANCOCKIA WAY STE 200	LAS VEGAS	NV	89118	28	\$	21,042.54	\$	112,681.12	24	\$	15,481.45	\$	28,071.21	56	\$	36,884.04	\$	140,738.04	\$	177,644.04
NAVA NEVADA MANAGEMENT LLC	Form 5500 Non-Filed	201 E HANNAH RD	BOCA RATON	FL	33441	44	\$	22,064.88	\$	92,844.66	18	\$	24,677.29	\$	18,978.07	49	\$	46,464.34	\$	132,721.01	\$	177,364.37
CEANS SERVICES LLC	Neither 4A or 40 Beneficial Provided	200 BROADWAY TUC EXPRESS	FLORISS	MO	63030	18	\$	13,174.01	\$	84,408.73	39	\$	24,242.78	\$	13,689.01	72	\$	47,119.12	\$	138,274.87	\$	177,259.87
INNOVATIVE TISSUE CORPORATION	Neither 4A or 40 Beneficial Provided	6032 E WILSON BLVD	LOS ANGELES	CA	90008	28	\$	22,707.99	\$	95,360.44	21	\$	14,820.44	\$	29,181.22	47	\$	43,820.44	\$	137,811.22	\$	177,209.22
CARE PROPERTY SERVICES	Form 5500 Non-Filed	4320 CAMDEN BLVD	WACO, TEXAS	NV	89301	46	\$	20,735.58	\$	126,263.83	11	\$	10,000.00	\$	20,625.40	55	\$	30,363.40	\$	146,905.23	\$	177,215.23
AUTOMALL CARS LLC	Form 5500 Non-Filed	260 N GIBSON DR	HENDERSON	NV	89014	34	\$	11,279.84	\$	77,900.00	29	\$	24,888.25	\$	63,347.64	63	\$	36,145.59	\$	145,607.67	\$	177,233.28
MANV OPERATIONS, LLC	Form 5500 Non-Filed	4602 NE 77TH AVE STE 300	WANDOVER	MA	01862	34	\$	26,144.58	\$	98,027.86	17	\$	11,000.04	\$	19,844.63	71	\$	35,145.92	\$	137,972.41	\$	177,118.31
IMPACT OUTSOURCING SOLUTIONS VLLC	Form 5500 Non-Filed	300 WILSON RD BLDG 600	ERFFIN	GA	30224	38	\$	19,838.78	\$	130,780.28	23	\$	14,520.12	\$	32,007.64	58	\$	34,371.58	\$	142,715.52	\$	177,087.11
NDA LLC	Form 5500 Non-Filed	2320 PRIMA LN	LAS VEGAS	NV	89110	31	\$	14,600.34	\$	89,691.32	12	\$	20,425.12	\$	12,211.10	63	\$	31,085.46	\$	141,504.31	\$	176,930.37
DILLARD TEXAS FOUR POINT, LLC	Form 5500 Non-Filed	1800 CANTRELL RD	LITTLE ROCK	AR	72015	22	\$	16,614.42	\$	97,050.37	23	\$	15,881.46	\$	50,867.47	53	\$	28,998.28	\$	137,869.21	\$	176,889.21
PROFESSIONS CONCRETE REPAIRS LLC	Form 5500 Non-Filed	2720 VA ALDRI PWAY STE 200	LAS VEGAS	NV	89121	28	\$	22,518.31	\$	88,027.21	34	\$	24,208.17	\$	43,228.68	63	\$	44,927.29	\$	133,925.29	\$	176,882.29
ONE OPERATIONS INC	Form 5500 Non-Filed	PO BOX 2008	LAS VEGAS	NV	89103	28	\$	22,768.21	\$	86,909.98	25	\$	24,479.25	\$	47,248.28	44	\$	47,248.28	\$	133,925.29	\$	176,882.29
ALL-STAR CONSTRUCTION	Form 5500 Non-Filed	2811 SERRA SPRINGS RD	LAS VEGAS	NV	89110	28	\$	14,421.20	\$	101,285.36	18	\$	14,824.02	\$	40,624.54	58	\$	27,445.76	\$	146,244.26	\$	176,882.26
LV-NET LLC	Form 5500 Non-Filed	2500 FREMONT ST	LAS VEGAS	NV	89104	34	\$	15,769.83	\$	125,048.48	18	\$	11,728.34	\$	22,461.22	52	\$	28,560.28	\$	148,120.28	\$	176,838.28
AMOS HEALTH INC	Form 5500 Non-Filed	PO BOX 112 CHERRY STREET STATION	NEW YORK	NY	10006	31	\$	22,618.92	\$	83,825.80	38	\$	24,022.22	\$	45,830.29	40	\$	46,940.94	\$	128,991.94	\$	176,832.92
EDWANA GAMING INC	As or 40 Beneficial Provided	365 KONARD CR	LAS VEGAS	NV	89114	28	\$	18,801.21	\$	111,395.15	21	\$	11,628.11	\$	16,738.71	41	\$	20,420.64	\$	137,095.38	\$	176,580.52
MAR-LU NEVADA INC	Form 5500 Non-Filed	2266 MARITIME DR #100	ELK GROVE	CA	95758	28	\$	15,995.34	\$	82,772.82	12	\$	32,164.91	\$	65,648.63	60	\$	48,180.13	\$	128,421.21	\$	176,561.58
ADVANCED PERSONAL CARE SMOOTH	Form 5500 Non-Filed	8300 W SAMARA AVE	LAS VEGAS	NV	89117	29	\$	13,465.55	\$	138,387.51	19	\$	10,885.55	\$	14,834.55	45	\$	25,500.81	\$	151,020.01	\$	176,524.87
WYREME CLUBS CORPORATION	Form 5500 Non-Filed	8300 EASTLAKE DR	HENDERSON	NV	89015	25	\$	10,274.68	\$	77,524.71	15	\$	23,191.37	\$	6,701.18	66	\$	33,260.05	\$	147,227.05	\$	176,491.05
MAP HIRE TO WORK LLC	Form 5500 Non-Filed	1438 CENTERWAY	RENO	NV	89501	28	\$	21,904.94	\$	112,767.23	17	\$	10,600.00	\$	20,827.47	50	\$	25,719.59	\$	143,104.74	\$	176,169.74
ONE BANK INC	Form 5500 Non-Filed	PO BOX 283 TULAC EXPRESS	ST LOUIS	MO	63108	28	\$	11,640.13	\$	86,268.66	18	\$	24,808.83	\$	42,217.12	43	\$	42,217.12	\$	133,807.43	\$	176,064.67
PERSEUS LLC	As or 40 Beneficial Provided	3800 W 205TH ST	OLATHE	KS	66061	28	\$	20,923.11	\$	109,610.71	17	\$	15,120.18	\$	29,843.10	43	\$	36,430.89	\$	139,536.59	\$	176,026.76
UNIVERSITY OF SOUTHERN CALIF	As or 40 Beneficial Provided	3300 S FIDELITY DR STE 212	LOS ANGELES	CA	90009	28	\$	15,467.17	\$	96,995.22	42	\$	15,479.34	\$	44,934.64	71	\$	34,846.66	\$	141,033.61	\$	175,989.52
TEMP ASST FOR DOMESTIC CRISIS	Form 5500 Non-Filed	3000 MEADOWS LN	SPARIS	MD	89017	29	\$	18,506.28	\$	101,470.09	28	\$	17,038.17	\$	18,681.02	57	\$	35,345.57	\$	140,451.21	\$	175,796.67
THE OF NEVADA AT CHEYENNE LLC	Form 5500 Non-Filed	300 RIDGEWOOD BL	SPARIS	MD	21152	35	\$	20,985.11	\$	114,584.82	25	\$	14,026.16	\$	27,133.85	60	\$	34,122.00	\$	141,522.07	\$	175,622.07
MARATHON TRUCK BODY, INC	Form 5500 Non-Filed	PO BOX 800278	SANTA CLARITA	CA	91380	27	\$	19,201.38	\$	115,060.96	1	\$	485.54	\$	800.97	18	\$	18,987.31	\$	155,870.01	\$	175,557.31
CLASSIC ORYDOL AND PAINT LLC	Form 5500 Non-Filed	2842 OCTAGON DR	NORTH LAS VEGAS	NV	89040	24	\$	21,676.78	\$	94,789.29	28	\$	17,536.21	\$	41,277.79	58	\$	39,212.59	\$	138,097.08	\$	175,275.27
SEAHORNE ONE SOLUTION INC	Form 5500 Non-Filed	780 WINTERWICH DR STE 200	RENO	NV	89501	44	\$	16,807.01	\$	112,003.11	14	\$	11,741.94	\$	7,483.91	70	\$	20,029.09	\$	148,038.09	\$	175,249.19
CHARMINGTON HOLDINGS INC LLC	Form 5500 Non-Filed	800 W HORTON ROAD PWAY STE 104	HENDERSON	NV	89015	28	\$	21,140.13	\$	96,261.66	18	\$	14,820.44	\$	44,475.44	47	\$	44,475.44	\$	140,346.24	\$	175,246.24
MINNESOTA SENIOR MANAGEMENT	As or 40 Beneficial Provided	7887 BELLFLOWER AVE	INDLEWOOD	CO	80111	28	\$	26,886.04	\$	98,275.35	25	\$	27,021.90	\$	17,232.51	50	\$	47,620.63	\$	127,238.21	\$	175,258.21



Appendix

ROCKHOUSE TOTS, THE	Form 5500 Non-Filed	2120 Rafael Ridge Way	LAS VEGAS	NV	89110	11	\$	15,050.21	\$9,946.33	10	\$	21,725.27	\$	41,863.08	51	\$	36,775.55	\$	115,809.21	\$	168,564.86
BLACK TAP LAS VEGAS LLC	Form 5500 Non-Filed	2800 WINDWARD PARKWAY	ALPHARETTA	GA	30005	41	\$	20,805.11	\$25,824.41	18	\$	11,670.05	\$	2,806.16	10	\$	11,670.05	\$	134,918.27	\$	168,309.49
TOP GLOBAL CORPORATION	Masterfile EA or RI Beneficial Provided	1731 HOWARD WAY	LAS VEGAS	NV	89115	27	\$	15,016.18	\$6,770.79	27	\$	21,976.74	\$	44,426.68	56	\$	16,991.92	\$	114,136.71	\$	168,189.87
CHATEAU NIGHTCLUB LLC	Form 5500 Non-Filed	3665 LAS VEGAS BLVD	LAS VEGAS	NV	89102	48	\$	17,977.97	120,385.38	28	\$	6,577.41	\$	26,841.51	47	\$	27,344.92	\$	146,804.41	\$	168,139.73
OSBORN HARMONY LLC	Form 5500 Non-Filed	2630 STEPHEN ST	LAS VEGAS	NV	89122	21	\$	8,044.61	72,537.22	10	\$	19,378.78	\$	68,820.25	40	\$	27,729.20	\$	140,931.01	\$	168,110.07
FINAM INVESTMENT FUND	Form 5500 Non-Filed	PO BOX 7260 HAWAIII ABBY	LOS ANGELES CITY	CA	90004	28	\$	24,059.68	28,297.18	28	\$	14,029.89	\$	46,297.06	45	\$	24,059.68	\$	246,294.74	\$	207,546.07
DISCOUNT EMPLOYERS LLC	Masterfile EA or RI Beneficial Provided	2745 W. BELL BLVD	LAS VEGAS	NV	89113	35	\$	16,080.04	38,261.56	35	\$	16,532.06	\$	48,212.50	50	\$	48,212.50	\$	127,026.05	\$	167,712.24
PANORAM AP OPERATIONS, LLC	Form 5500 Non-Filed	4602 NE 77TH AVE STE 300	WALDOBORO	MA	01862	35	\$	15,936.74	75,269.39	36	\$	18,880.81	\$	59,831.01	71	\$	18,880.81	\$	122,800.28	\$	167,653.48
LUXEMANUS USA INC	EA or RI Beneficial Provided	PO BOX 6674 NUC EXPRESS	ST LOUIS	MO	63166	31	\$	18,500.00	17,668.18	22	\$	16,188.12	\$	13,004.75	14	\$	16,948.12	\$	103,673.51	\$	167,622.05
MAVIRAK LLC	Form 5500 Non-Filed	50 CALIFORNIA ST STE 1300	SAN FRANCISCO	CA	94111	39	\$	18,146.58	30,281.11	24	\$	20,237.05	\$	16,718.04	10	\$	18,375.61	\$	170,011.01	\$	167,376.76
NETWORK LLC	Form 5500 Non-Filed	8183 W EL CAJON DR	BATON ROUGE	LA	70815	31	\$	20,113.09	124,454.14	18	\$	6,839.81	\$	16,744.10	48	\$	26,152.89	\$	141,199.34	\$	167,253.20
DO IT BEST CORP	Form 5500 Non-Filed	PO BOX 808	FORT WAYNE	IN	46801	14	\$	3,565.41	21,234.60	22	\$	48,533.11	\$	9,893.40	36	\$	12,096.89	\$	115,136.46	\$	167,201.15
HEART FELLY PERSONAL CARE LLC	Form 5500 Non-Filed	2300 S JONES BLVD STE 204	LAS VEGAS	NV	89166	21	\$	13,629.34	15,739.75	14	\$	6,835.47	\$	26,044.66	39	\$	23,425.99	\$	143,777.38	\$	167,171.27
GENEVA SUPPLY INC	Masterfile EA or RI Beneficial Provided	1001 S HENDERSON ST UNIT 3	DEKARB	OH	43016	28	\$	18,893.13	103,620.90	24	\$	15,136.21	\$	15,707.20	30	\$	14,919.13	\$	133,138.20	\$	167,137.33
USA INC	EA or RI Beneficial Provided	301 95TH BLVD	DEARBORN	MI	48124	21	\$	15,042.28	48,020.90	23	\$	17,088.74	\$	15,424.22	20	\$	13,129.08	\$	124,037.24	\$	167,124.20
FOUR ALLIE	Form 5500 Non-Filed	1543 KANGAS AVE STE 400	TORONTO	ON	M6G 2G1	28	\$	27,090.00	39,251.41	28	\$	23,642.25	\$	26,421.72	54	\$	40,521.24	\$	226,827.24	\$	166,978.92
SAHARA IMPORTS INC	Form 5500 Non-Filed	PO BOX 283 NUC EXPRESS	ST LOUIS	MO	63166	34	\$	7,405.57	47,390.99	10	\$	41,933.64	\$	70,889.97	28	\$	48,752.21	\$	118,239.00	\$	166,973.18
LAUREN INSURANCE SVCS INC	Form 5500 Non-Filed	PO BOX 38030	NASHVILLE	TN	37208	38	\$	17,712.11	39,612.10	10	\$	18,797.78	\$	12,740.07	65	\$	14,529.74	\$	122,151.28	\$	166,881.03
CHICAGO PAINTING INC	Form 5500 Non-Filed	920 S SUNSHINE DR SUNCHEC	PHOENIX	AZ	85044	29	\$	13,973.55	70,877.77	35	\$	23,514.27	\$	16,521.35	35	\$	17,211.77	\$	126,472.92	\$	166,872.92
SAFFI LAUNDRY, INC.	Form 5500 Non-Filed	2740 SHAW DRIVE HWY 170 200	HENDERSON	NV	89074	48	\$	19,022.17	88,899.27	13	\$	21,029.97	\$	16,941.05	68	\$	40,742.46	\$	125,139.02	\$	166,281.38
LEGENDS MANAGEMENT LLC	Form 5500 Non-Filed	41 BROOKWAY STE 240	NEW YORK	NY	10066	46	\$	15,737.28	124,702.44	16	\$	6,046.1	\$	26,614.76	52	\$	24,800.39	\$	141,136.40	\$	166,261.99
HERMAN AUTOMOTIVE INC	Form 5500 Non-Filed	PO BOX 12800000 COST COIN	LOS ANGELES	CA	90061	28	\$	18,814.24	17,402.66	18	\$	20,172.01	\$	15,009.50	66	\$	19,119.81	\$	128,000.00	\$	166,181.81
IMPROVED FLOW MARBLE LLC	Form 5500 Non-Filed	405 WASHINGTON ST	LOS ANGELES	CA	90012	21	\$	12,167.71	100,289.29	17	\$	15,880.71	\$	24,791.11	39	\$	24,016.71	\$	140,796.71	\$	166,176.71
PLAN WALK LLC	Form 5500 Non-Filed	PO BOX 38320	LAS VEGAS	NV	89113	4	\$	1,934.74	39,263.34	5	\$	7,920.07	\$	9,926.53	11	\$	41,829.81	\$	125,912.11	\$	166,161.21
FINK ELECTRIC COMPANY	Form 5500 Non-Filed	4283 S VALLEY VIEW BLVD STE L	LAS VEGAS	NV	89118	12	\$	4,883.17	36,779.50	8	\$	45,176.45	\$	79,698.14	20	\$	48,498.22	\$	115,847.12	\$	166,100.90
TELL VENTURES, LLC	Form 5500 Non-Filed	2391 S 11600 W STE C	WOODS CROSS	UT	84087	39	\$	16,683.57	34,938.74	23	\$	14,894.76	\$	16,874.79	52	\$	11,080.02	\$	134,613.51	\$	166,095.55
TEAM FORD LLC	Form 5500 Non-Filed	1445 ORCHARD RD	LAS VEGAS	NV	89130	31	\$	11,801.48	37,513.28	24	\$	13,834.47	\$	43,013.29	58	\$	21,136.95	\$	140,530.57	\$	166,047.52
LIMITED COIN MACHINE CO.	Form 5500 Non-Filed	800 PLYMOUTH STE 0	LAS VEGAS	NV	89130	11	\$	11,448.74	102,704.83	20	\$	14,247.14	\$	29,204.00	23	\$	13,036.48	\$	111,908.11	\$	166,005.41
NEW PAYROLL ASSOCIATES LLC	Form 5500 Non-Filed	2300 W EMPORER AVE	BURBANK	CA	91504	31	\$	17,907.97	120,438.34	5	\$	3,374.41	\$	13,861.72	38	\$	21,281.02	\$	144,304.08	\$	166,000.21
SAB & COMPANY LLC	Masterfile EA or RI Beneficial Provided	PO BOX 20800	JACKSON	MS	39209	26	\$	14,589.01	30,310.27	22	\$	19,178.12	\$	19,999.97	49	\$	14,207.47	\$	131,301.20	\$	166,589.21
LAURENCE INC	Form 5500 Non-Filed	105 WASHINGTON HWY	LOS ANGELES	CA	90001	28	\$	4,215.11	20,207.18	25	\$	27,107.00	\$	48,029.97	25	\$	25,209.00	\$	200,000.00	\$	166,010.00
RETAILER LLC	Masterfile EA or RI Beneficial Provided	1710 SPRINGMOUNT RD APTS	LAS VEGAS	NV	89103	25	\$	16,541.01	30,740.00	17	\$	13,110.00	\$	26,900.00	48	\$	40,201.00	\$	120,004.00	\$	166,004.00
SOURCED STAFFING	Form 5500 Non-Filed	1002 S VANDERBILT STE A	RENO	NV	89502	35	\$	20,045.14	145,465.62	11	\$	1,738.70	\$	5,999.00	40	\$	23,894.40	\$	240,402.00	\$	166,207.00
ENCOMPASS HEALTH REHABILITATION HOSPITAL OF LAS VEGAS LLC	Form 5500 Non-Filed	8001 LIBERTY PKWY	BIRMINGHAM	AL	35243	39	\$	21,844.91	18,528.53	28	\$	18,895.97	\$	13,530.91	47	\$	40,126.94	\$	125,095.88	\$	166,233.82
WELLVU, LLC	Form 5500 Non-Filed	2172 BANKS BLVD	AIRBN	NC	27804	31	\$	17,719.67	38,115.94	21	\$	20,611.71	\$	16,777.00	41	\$	16,361.42	\$	126,811.00	\$	166,232.42
USASIS CS LLC	Form 5500 Non-Filed	PO BOX 66682	PHOENIX	AZ	85082	13	\$	14,618.42	101,078.75	29	\$	18,819.35	\$	12,028.58	59	\$	11,747.77	\$	114,407.31	\$	166,155.10
MERITAM INSURANCE COMPANY	Form 5500 Non-Filed	2201 4TH AVE N	BIRMINGHAM	AL	35203	46	\$	21,728.47	89,899.81	26	\$	19,974.40	\$	13,082.11	56	\$	41,760.27	\$	123,082.00	\$	166,190.29
MEDICAL MANAGEMENT INTERNATIONAL	EA or RI Beneficial Provided	PO BOX 6674 NUC EXPRESS	ST LOUIS	MO	63166	38	\$	13,039.08	68,281.57	25	\$	12,776.30	\$	11,511.33	55	\$	10,521.44	\$	143,402.40	\$	166,718.14
PARADISE CHOCOLATERIA LAS VEGAS	Form 5500 Non-Filed	3665 LAS VEGAS BLVD #100	LAS VEGAS	NV	89102	28	\$	17,106.24	69,793.11	22	\$	13,934.11	\$	49,238.52	50	\$	12,001.11	\$	133,678.11	\$	166,681.11
SAF TOWERS INC	Form 5500 Non-Filed	PO BOX 8624 NUC COMM	NASHVILLE	TN	37208	28	\$	13,117.10	70,660.61	28	\$	19,131.41	\$	16,718.66	43	\$	17,201.66	\$	121,120.66	\$	166,666.66
NATURAL MEDICINE	Form 5500 Non-Filed	8025 S SANDHILL AVE	LAS VEGAS	NV	89104	38	\$	22,087.41	84,747.74	21	\$	18,505.10	\$	16,119.18	40	\$	16,623.17	\$	118,887.17	\$	166,460.68
AIRBRANT SVC INTERNATIONAL IN	Form 5500 Non-Filed	PO BOX 283 NUC EXPRESS	ST LOUIS	MO	63166	41	\$	15,787.41	98,305.01	33	\$	16,789.02	\$	32,522.23	72	\$	32,522.23	\$	133,828.23	\$	166,382.23
AMERICAN AIRLINES INC	EA or RI Beneficial Provided	1 SOUTHWEST DR	FORT WORTH	TX	76155	31	\$	17,100.58	109,976.14	24	\$	14,013.18	\$	23,098.16	57	\$	11,144.26	\$	133,076.76	\$	166,220.96
GE REWARDS LLC	Form 5500 Non-Filed	8511 CENTENNIAL CTR BLVD	DENVER	CO	80149	31	\$	14,513.76	71,864.85	28	\$	28,486.18	\$	11,568.12	52	\$	10,827.87	\$	115,510.52	\$	166,170.92
NEW LEGENDS, INC.	Form 5500 Non-Filed	1235 CONWARD RD	TUBA CITY	CA	90971	25	\$	15,818.28	104,951.04	24	\$	16,056.60	\$	27,274.49	49	\$	18,974.46	\$	117,827.71	\$	166,100.59
GREAT SALT LAKE ELECTRIC INC	EA or RI Beneficial Provided	8540 S SANDY PARKWAY	SANDY	UT	84070	48	\$	15,018.42	107,412.49	26	\$	13,097.87	\$	16,404.97	53	\$	26,281.99	\$	137,951.46	\$	166,091.25
TEC OPTIC, LLC	Form 5500 Non-Filed	1800 N WASHINGTON ST	LOS ANGELES	CA	90011	18	\$	18,977.94	77,420.44	28	\$	17,104.48	\$	16,407.76	45	\$	19,997.88	\$	127,800.20	\$	166,080.20
WORLD GAMING INC	Form 5500 Non-Filed	1600 W HORTONWAY AVE	RENO	NV	89511	28	\$	20,511.11	70,780.11	27	\$	20,511.11	\$	36,780.11	49	\$	36,780.11	\$	288,710.11	\$	166,010.11
GENRA STAFFING GROUP LLC	Form 5500 Non-Filed	170 TRADEMARK DR. SUITE 210	RENO	NV	89511	38	\$	25,242.11	15,264.86	21	\$	15,920.01	\$	28,613.11	13	\$	16,145.00	\$	101,410.00	\$	166,010.00
LOUD UNIVERSITY	Form 5500 Non-Filed	50 W 47TH ST FL 12	NEW YORK	NY	10018	35	\$	16,207.81	145,330.30	17	\$	6,741.99	\$	18,661.12	62	\$	26,449.00	\$	136,996.71	\$	166,466.61
LETTER HOOD LLC	Form 5500 Non-Filed	6120 HENDERSON CENTER CT STE 500	LAS VEGAS	NV	89166	34	\$	16,771.74													



Appendix

CLAM AMERICA LLC	64 or 40 Beneficial Provided	105 E RIVER PARK DR STE 100	FRESNO	CA	95700	14	\$	27,610.74	\$	45,426.78	11	\$	11,855.00	\$	11,855.00	12	\$	9,263.83	\$	119,232.20	\$	156,466.01
NOVUM PHARMACEUTICAL RESEARCH SERVICES OF DELAWARE	Form 5500 Non Filed	225 W 157A0N SQUARE DR STE 200	PITTSBURGH	PA	15203	23	\$	15,376.76	\$	74,127.17	26	\$	21,496.21	\$	46,948.40	48	\$	17,071.39	\$	123,071.86	\$	156,145.05
HIGH MOUNTAIN DOOR & TRIM INC	Form 5500 Non Filed	8905 DOUGLIE DIAMOND PKWY STE 120	RENO	NV	89512	18	\$	20,212.37	\$	118,080.53	5	\$	1,847.05	\$	6,045.90	45	\$	11,878.32	\$	144,124.75	\$	156,004.75
U.S. AVIATION SERVICES CORP	Form 5500 Non Filed	2300 S Indiana Avenue	CHEGAGO	IL	60605	44	\$	18,514.42	\$	98,151.42	23	\$	14,548.21	\$	27,724.78	17	\$	12,040.81	\$	129,820.21	\$	155,938.02
BERKUN GLASS INC	Form 5500 Non Filed	800 W WASHINGTON BLVD	LOS ANGELES	CA	90005	24	\$	16,827.00	\$	16,827.78	25	\$	15,517.27	\$	41,937.87	49	\$	12,272.52	\$	129,620.21	\$	157,890.17
LA VEGA WRESTLING JOHN & STEVE INC	Form 5500 Non Filed	2009 W WASHINGTON	LAS VEGAS	NV	89106	28	\$	21,274.48	\$	101,279.00	16	\$	24,700.00	\$	46,200.00	19	\$	22,700.00	\$	227,700.00	\$	237,700.00
INSPIRATIVE MEASUREMENTS	Form 5500 Non Filed	120 W CHESTNUT AVE STE A34840	HOMERIDGE LAS VEGAS	NV	89103	13	\$	17,114.48	\$	114,578.55	13	\$	4,736.45	\$	17,147.25	45	\$	26,020.05	\$	157,725.26	\$	157,824.44
MENDON LLC	Form 5500 Non Filed	768 POPOLARNA ST	HONOLULU	HI	96813	26	\$	14,824.53	\$	87,844.87	36	\$	21,940.24	\$	52,048.28	54	\$	17,782.29	\$	119,029.29	\$	157,735.64
LAS VEGAS WEDDING BUREAU LLC	Form 5500 Non Filed	155 S 880 S ST	LAS VEGAS	NV	89101	34	\$	18,615.55	\$	15,134.87	25	\$	14,900.06	\$	10,803.81	51	\$	11,370.02	\$	116,136.50	\$	157,712.22
CEEDO INC	Form 5500 Non Filed	8730 W SERRINI BL	LAS VEGAS	NV	89138	11	\$	30,014.00	\$	30,014.00	21	\$	17,187.17	\$	40,109.46	46	\$	17,338.71	\$	130,213.21	\$	157,622.01
SOURCE ACADEMY	Form 5500 Non Filed	10 N 28TH ST	CHARLOTTE	NC	89101	26	\$	18,760.00	\$	83,538.54	27	\$	17,150.61	\$	18,114.42	53	\$	15,933.63	\$	121,056.56	\$	157,567.50
PROFESSIONAL SPORTS EASTERN LLC	Form 5500 Non Filed	1400 YORKMOUNT RD	CHARLOTTE	NC	28217	46	\$	17,205.41	\$	106,961.35	19	\$	10,584.11	\$	22,741.47	45	\$	27,789.96	\$	128,711.47	\$	157,501.43
WILD LEAF HOLDINGS U.S. LLC	64 or 40 Beneficial Provided	1301 EDISON HWY STE A2	BALTIMORE	MD	21215	29	\$	14,609.70	\$	81,631.20	29	\$	17,039.09	\$	4,600.90	58	\$	15,508.89	\$	125,039.11	\$	157,309.97
ARROW INC	Neither 64 or 40 Beneficial Provided	10351 PARK BLVD #200	LAS VEGAS	NV	89155	29	\$	12,405.00	\$	101,381.13	23	\$	11,348.42	\$	10,020.25	50	\$	27,700.00	\$	131,400.00	\$	157,151.00
103 ECONOMY WEDDING	Form 5500 Non Filed	301 S GARDEN BLVD STE 1000	BOISE	ID	83701	26	\$	4,002.58	\$	40,123.66	40	\$	20,571.81	\$	8,239.11	60	\$	14,214.62	\$	121,871.21	\$	157,146.97
103 SENIORS HOSPITALITY LLC	Form 5500 Non Filed	2822 WHITTEN PARK AVE	LAS VEGAS	NV	89144	28	\$	15,713.10	\$	88,020.70	24	\$	24,510.71	\$	16,792.10	50	\$	12,287.02	\$	124,828.21	\$	157,115.23
TRIX COMPANY INC	64 or 40 Beneficial Provided	160 ENTER DR	WINCHESTER	VA	22080	47	\$	10,380.87	\$	14,482.95	30	\$	10,881.00	\$	10,242.36	100	\$	10,640.74	\$	106,787.00	\$	157,029.97
SENIORITY DENTAL PARTNERS LLC	Neither 64 or 40 Beneficial Provided	1616 64TH ST STE 200	INDIANAPOLIS	IN	46206	14	\$	13,005.11	\$	41,784.11	21	\$	21,705.10	\$	77,640.21	41	\$	17,544.54	\$	119,416.41	\$	156,987.96
DESERT VALLEY PODIATRICS PLLC	Form 5500 Non Filed	1025 BANBURY #200 DR STE 170	LAS VEGAS	NV	89144	14	\$	14,805.34	\$	14,827.87	42	\$	26,087.21	\$	61,180.30	60	\$	40,777.75	\$	116,211.24	\$	156,900.99
PERFECT HARVEST LLC	Form 5500 Non Filed	1355 INDUSTRIAL HWY	CONROVER	WA	98042	27	\$	16,137.71	\$	15,914.96	24	\$	11,605.05	\$	11,098.12	11	\$	10,982.17	\$	127,014.58	\$	156,971.36
PATERSON PACIFIC PARACHUTE CO	64 or 40 Beneficial Provided	425 GREG ST	SPRING	WA	98011	48	\$	17,400.10	\$	102,234.05	14	\$	11,549.10	\$	25,645.45	15	\$	26,000.00	\$	127,678.45	\$	156,879.15
RAMBER INC	64 or 40 Beneficial Provided	3000 BROWN SOUND RD NW	PORTLAND	OR	97101	26	\$	16,104.10	\$	14,842.45	17	\$	15,000.00	\$	17,000.00	17	\$	10,721.48	\$	120,747.48	\$	156,870.00
RAM LOUIS FINE TILES	Form 5500 Non Filed	4000 S GUNN DRIVE RD	PORTLAND	OR	97201	17	\$	14,000.00	\$	14,000.00	18	\$	14,000.00	\$	14,000.00	19	\$	14,000.00	\$	140,000.00	\$	156,800.00
SHANNON MEMPHIS CARE, LP	Form 5500 Non Filed	2004 VESTA HWY STE 200	WEST PALM BEACH	FL	33411	28	\$	15,617.14	\$	16,415.38	27	\$	15,000.00	\$	10,658.14	55	\$	10,658.14	\$	106,587.56	\$	156,587.56
LIJIMACTIS GLOBAL LLC	Form 5500 Non Filed	1 JUDGE RD	LEWISTON	MA	02040	32	\$	15,739.88	\$	117,053.80	9	\$	7,642.20	\$	14,263.10	41	\$	23,882.17	\$	133,267.87	\$	156,668.27
GRADE INC, THE	64 or 40 Beneficial Provided	1 WESTBROOK COMMONS CTN STE 500	WESTCHESTER	PA	60314	34	\$	16,138.10	\$	105,741.17	11	\$	10,132.44	\$	16,437.41	46	\$	16,480.74	\$	110,118.44	\$	156,569.42
TOURNAMENT PLAYERS CLUB SUMMER	Form 5500 Non Filed	1 RGA TOUR BLVD	PORT VEGAS	FL	32083	23	\$	11,810.88	\$	30,801.23	14	\$	14,772.22	\$	10,100.41	37	\$	16,531.30	\$	128,912.41	\$	156,495.74
LEED'S INC	Form 5500 Non Filed	F O BOX 1722	CARSON CITY	NV	89702	18	\$	17,664.32	\$	107,664.32	19	\$	8,962.41	\$	27,711.24	17	\$	17,980.92	\$	118,435.45	\$	156,430.38
ME BOYS LLC	Neither 64 or 40 Beneficial Provided	1000 S 300 W	LANDY	UT	84010	46	\$	15,474.61	\$	104,414.45	16	\$	11,200.42	\$	24,821.76	110	\$	26,480.79	\$	128,239.21	\$	156,079.01
MINIYENTS WORLDWIDE LLC	Form 5500 Non Filed	2627 DEAN MARTIN DR	LAS VEGAS	NV	89119	26	\$	19,209.00	\$	27,518.17	28	\$	18,472.22	\$	18,800.20	60	\$	18,800.20	\$	117,127.22	\$	156,020.22
FINANCE AMERICA GROUP FIBO INC	Form 5500 Non Filed	1005 S VICTOR HWY	SPRING	WA	98016	26	\$	16,201.00	\$	48,700.00	45	\$	20,000.00	\$	45,200.00	45	\$	41,800.00	\$	112,200.00	\$	155,999.00
RELIANCE	Form 5500 Non Filed	181 GARDEN ST	PORTLAND	OR	97201	28	\$	14,817.18	\$	16,710.01	14	\$	10,000.00	\$	10,000.00	10	\$	10,000.00	\$	101,710.00	\$	155,710.00
Q2 RESTAURANT SERVICES INC	Form 5500 Non Filed	PO BOX 283 NUC EXPRESS	ST LOUIS	MO	63166	38	\$	17,616.67	\$	17,277.74	12	\$	16,408.10	\$	14,207.00	60	\$	14,072.00	\$	123,444.00	\$	155,707.41
IN LAS VEGAS LLC	Form 5500 Non Filed	4770 BISCAYA BLVD #1200	MIAMI	FL	33137	27	\$	15,303.54	\$	105,988.66	21	\$	11,809.17	\$	21,212.66	48	\$	18,100.10	\$	127,211.10	\$	155,411.10
CENTER CUT LANDSCAPING LLC	Form 5500 Non Filed	1000 W SERRINI BL	LAS VEGAS	NV	89106	34	\$	16,200.00	\$	16,200.00	24	\$	21,100.11	\$	17,892.22	46	\$	17,892.22	\$	124,100.11	\$	155,398.39
KNIGHT TRANSPORTATION INC	64 or 40 Beneficial Provided	PO BOX 28020 N WASHINGTON	NASHVILLE	TN	37224	35	\$	12,777.41	\$	10,000.97	25	\$	15,547.10	\$	13,800.44	60	\$	16,345.50	\$	110,944.42	\$	155,289.92
WINGSTOP RESTAURANTS INC	64 or 40 Beneficial Provided	13005 VIRGIL BROOKHAVEN	ADDISON	TX	75017	34	\$	15,100.00	\$	71,960.17	29	\$	20,124.99	\$	46,005.51	17	\$	16,400.00	\$	119,630.07	\$	155,271.88
CON AUTOMOTIVE CORPORATE SERVICES LLC	Form 5500 Non Filed	2420 WEAVERIDGE COUNTRYSIDE RD	ATLANTA	GA	30328	40	\$	8,225.40	\$	60,941.92	36	\$	20,139.10	\$	16,600.69	56	\$	17,540.61	\$	111,500.10	\$	155,139.10
FINICE US LOGISTICS	Form 5500 Non Filed	4706 WILLOWFIELD ST	LAS VEGAS	NV	89119	26	\$	16,789.10	\$	18,770.25	23	\$	11,172.14	\$	10,279.46	54	\$	29,381.67	\$	125,744.14	\$	155,100.10
QUICK SERVICE OF MINNAPOLIS LLC	Form 5500 Non Filed	800 S GARDEN ST	CARROLL CITY	TX	75010	28	\$	11,000.00	\$	16,700.00	18	\$	14,000.00	\$	14,000.00	10	\$	20,714.28	\$	121,031.00	\$	154,796.48
AMERICAN BOTTLING COMPANY TH	64 or 40 Beneficial Provided	3300 GLEASCO DRIVE	PLANO	TX	75074	28	\$	14,000.00	\$	16,820.22	35	\$	16,176.17	\$	43,210.10	43	\$	16,441.88	\$	105,110.10	\$	154,793.88
PRODUCTION RESOURCE GROUP LLC	64 or 40 Beneficial Provided	139 TREASURE HILL DR # 1000	NEW WINDSOR	NV	12013	22	\$	11,366.67	\$	17,778.67	21	\$	14,688.61	\$	10,970.00	43	\$	25,911.48	\$	128,514.48	\$	154,466.13
HIGH DISTRICTION LOGISTICS	Form 5500 Non Filed	1887 WHITNEY VISTA DR # 1000	HENDERSON	NV	89014	18	\$	13,222.20	\$	30,478.45	28	\$	21,241.37	\$	47,134.10	18	\$	16,444.44	\$	117,611.37	\$	154,378.00
103 NEVADA TBA SUPPLY CO INC	Neither 64 or 40 Beneficial Provided	1720 ARVILLE ST STE 115	LAS VEGAS	NV	89118	12	\$	15,289.13	\$	100,021.91	15	\$	7,742.10	\$	25,017.12	47	\$	11,012.00	\$	111,280.12	\$	154,261.12
THE CHAMPLI LLC	Form 5500 Non Filed	1717 LAS VEGAS BLVD S	LAS VEGAS	NV	89104	28	\$	15,104.11	\$	99,329.36	20	\$	12,134.49	\$	27,681.41	48	\$	17,239.00	\$	127,030.00	\$	154,249.74
CL BROTHERS OPERATING COMPANY LLC	64 or 40 Beneficial Provided	5000 BRICH ST STE 400	NEWPORT BEACH	CA	92660	26	\$	19,648.42	\$	72,128.17	26	\$	24,845.16	\$	40,617.96	54	\$	11,494.99	\$	116,716.92	\$	154,240.00
ARCA AUTO SYSTEM LLC	Form 5500 Non Filed	11209 LINDSEY ST	CARROLL	TX	75010	28	\$	16,000.00	\$	100,170.12	17	\$	11,878.42	\$	25,000.70	47	\$	17,979.10	\$	128,210.10	\$	154,121.24
CLAMM MARDI LLC	Form 5500 Non Filed	1700 N BRIDGE AVE	HOMERIDGE LAS VEGAS	NV	89103	13	\$	15,114.14	\$	16,240.40	18	\$	14,000.00	\$	14,000.00	19	\$	14,000.00	\$	122,700.00	\$	154,100.00
B & V PARTY RENTALS	Form 5500 Non Filed	1445 S VALLLEY VIEW	PORTLAND	OR	97201	28	\$	14,144.04	\$	17,060.30	20	\$	11,179.04	\$	22,444.00	46	\$	18,600.00	\$	116,400.00	\$	

Appendix

PROGARE RESIDENCE OF NEVADA LLC	Form 5500 Non-Filed	8025 AMBROS ST	LAS VEGAS	NV	89121	24	5	16,079.21	77,938.76	24	5	16,006.08	5	16,825.04	57	5	14,165.90	5	114,764.76	5	148,930.60
RIZZO LLC	Form 5500 Non-Filed	3000 EMERALD AVE	LAS VEGAS	NV	89122	23	5	12,736.11	105,895.93	13	5	7,295.15	5	23,605.27	18	5	20,021.30	5	128,761.23	5	148,792.48
LABOR PLUS LLC	Form 5500 Non-Filed	1125 W. QUEENEN RD STE 14	LAS VEGAS	NV	89118	25	5	9,029.80	82,607.86	27	5	17,013.04	5	19,671.80	52	5	16,513.89	5	142,524.21	5	148,564.05
M CONCRETE MASONRY LLC	Form 5500 Non-Filed	4480 RIVERA ROAD RD	LAS VEGAS	NV	89115	24	5	12,291.81	66,274.84	26	5	25,935.92	5	46,884.21	51	5	16,225.29	5	113,022.87	5	148,248.10
NORTH RESTAURANTS LLC	Form 5500 Non-Filed	20801 MAJESTY BLVD 800	CANANASVILLE	PA	91801	26	5	20,114.00	79,259.44	20	5	15,845.01	5	17,279.18	44	5	16,502.29	5	113,948.01	5	148,109.00
N PROTECT GROUP LLC	Form 5500 Non-Filed	1000 W. OGDENBOURNE RD STE 200	LAS VEGAS	NV	89104	26	5	17,260.19	100,299.68	24	5	15,200.00	5	15,200.00	48	5	21,846.72	5	229,560.00	5	147,927.68
ANGEL'S HOME HEALTH CARE	Form 5500 Non-Filed	2000 CONSUMER AVE E	LAS VEGAS	NV	89123	21	5	6,474.43	101,205.14	21	5	20,133.80	5	48,464.35	43	5	17,613.24	5	105,724.64	5	147,764.24
LAS VEGAS BOYS HARBOUR INC	Form 5500 Non-Filed	4200 BOULDER BLVD	LAS VEGAS	NV	89121	26	5	9,978.19	84,962.30	23	5	10,077.07	5	40,294.20	48	5	22,051.26	5	125,186.50	5	147,261.76
GATE 1 LTD	44 or 40 Beneficial Provided	855 MARKETLAND	FORT WASHINGTON	PA	19004	27	5	23,279.31	86,788.38	23	5	11,735.17	5	21,814.00	10	5	17,814.54	5	109,993.30	5	146,967.40
ZEROWAS LAS VEGAS LLC	Form 5500 Non-Filed	7540 DEAN MARTIN DR STE 100	LAS VEGAS	NV	89138	21	5	12,071.91	81,031.33	24	5	11,501.25	5	17,518.68	21	5	11,261.25	5	120,511.51	5	146,814.24
CLEANAIR INC	Form 5500 Non-Filed	8841 LAMAR RD	WILSON	NC	27093	24	5	18,008.88	77,346.25	23	5	12,866.15	5	18,460.13	47	5	18,887.21	5	115,813.38	5	146,682.50
BUSINESS OFFICE SUITE SERVICE	Form 5500 Non-Filed	300 N RAINBOW BLVD STE 110	LAS VEGAS	NV	89107	24	5	15,024.01	71,815.45	29	5	18,427.18	5	18,761.01	52	5	16,629.99	5	112,566.12	5	146,595.71
ALASKA AIRLINES INC	44 or 40 Beneficial Provided	PO BOX 283 TULAC EXPRESS	ST LOUIS	MO	63166	4	5	4,339.90	25,412.37	12	5	41,933.81	5	7,638.84	20	5	45,527.79	5	100,647.20	5	146,574.50
THE CENTER FOR ORTHOPEDIC AND RESEARCH EXPERIENCE INC	44 or 40 Beneficial Provided	34444 W 27TH AVE STE 100	FT COLLINS	CO	80521	46	5	12,719.04	48,589.77	44	5	21,711.24	5	46,474.49	38	5	36,430.71	5	110,094.27	5	146,404.88
CHALLENGER RISK FOUNDATION	Member 44 or 40 Beneficial Provided	8424 SOUTH 900 WEST	SANDY	UT	84090	26	5	11,951.28	61,020.86	35	5	28,791.21	5	35,121.00	62	5	30,849.75	5	112,171.28	5	146,142.42
SAFE LIFE DEFENSE LLC	Form 5500 Non-Filed	1279 BUCKINGHAM WAY	HENDERSON	NV	89024	24	5	12,013.01	60,465.62	20	5	9,599.05	5	33,112.12	52	5	22,625.28	5	122,520.75	5	146,203.84
WENOPAC NEVADA LLC	Form 5500 Non-Filed	1208 KANSAS AVE STE 6	MORROCK	CA	92051	27	5	12,383.51	11,577.42	24	5	28,188.64	5	14,688.00	43	5	10,632.05	5	105,640.85	5	146,173.17
CHICAGO BREWING CO INC	Form 5500 Non-Filed	PO BOX 173836	DENVER	CO	80217	24	5	13,044.14	11,895.16	15	5	11,076.11	5	21,251.20	18	5	19,020.00	5	110,947.42	5	146,058.17
FREEDOMWAYS LLC	Form 5500 Non-Filed	250 PARKWAY DR #7C	UNCASVILLE	RI	02880	24	5	15,212.47	11,054.53	22	5	10,678.74	5	26,952.08	50	5	21,931.80	5	145,915.32	5	146,010.32
THE NEW PREMIER LLC	Form 5500 Non-Filed	855 VIA SARAZINA DR	HENDERSON	NV	89074	24	5	14,305.97	110,614.17	20	5	7,480.15	5	13,991.14	44	5	11,946.12	5	124,013.52	5	145,899.44
BAVRISE SUPPORT SERVICES LLC	Form 5500 Non-Filed	2 S BISCAYNE BLVD STE 2080	MIAMI	FL	33131	24	5	11,263.45	72,363.76	20	5	18,395.05	5	42,691.07	46	5	15,056.78	5	110,056.78	5	145,863.45
NEW TV INC	Form 5500 Non-Filed	2700 LAS VEGAS BLVD	LAS VEGAS	NV	89109	26	5	15,217.94	105,614.32	12	5	4,094.11	5	17,741.17	40	5	21,848.88	5	123,197.70	5	145,808.88
CALIFORNIA DATA SYSTEMS INC	44 or 40 Beneficial Provided	PO BOX 108 LAS VEGAS	LAS VEGAS	NV	89103	26	5	11,104.88	66,407.18	18	5	20,162.13	5	11,611.24	49	5	11,611.24	5	111,611.24	5	145,744.63
INTEC RESOURCES INC	Form 5500 Non-Filed	PO BOX 1280	TULAKATIA	OR	97130	26	5	14,977.14	66,575.12	19	5	11,611.24	5	20,250.88	18	5	16,589.34	5	110,589.34	5	145,766.86
AUTOMALL AUTOMOTIVE, LLC	Form 5500 Non-Filed	275 ALTA MALTA DR	HENDERSON	NV	89014	27	5	14,724.85	45,113.10	14	5	1,975.96	5	26,473.41	41	5	23,887.42	5	123,280.79	5	145,158.21
CAL NEVADA ROAD SERVICES LLC	Form 5500 Non-Filed	1408 RITTMAN AVE	SPARIS	NV	89411	27	5	17,369.31	16,980.13	14	5	4,538.46	5	20,248.11	41	5	19,838.35	5	110,848.46	5	145,138.84
SERRA AIR INC	Form 5500 Non-Filed	8875 LONGLEY LN	RENO	NV	89502	27	5	15,385.20	81,391.85	24	5	11,906.24	5	14,373.74	51	5	28,441.44	5	115,565.24	5	145,057.03
VOLEY ENTERTAINMENT GROUP LLC	44 or 40 Beneficial Provided	1703 VILLAGE CENTER CR	LAS VEGAS	NV	89134	26	5	10,263.41	85,106.47	18	5	14,124.15	5	10,430.72	44	5	14,387.79	5	105,638.12	5	145,013.97
FEDEX FREIGHT INC	Member 44 or 40 Beneficial Provided	P.O. Box 840	HARRISBURG	PA	72603	46	5	16,412.84	76,254.95	46	5	18,393.40	5	40,011.84	35	5	18,700.99	5	116,268.71	5	144,972.68
CVS RX SERVICES INC	Form 5500 Non-Filed	1 CVS DR # 140230	WOODBRIDGE	VA	22099	26	5	12,440.07	76,500.10	20	5	14,817.17	5	15,010.07	43	5	27,221.02	5	117,019.00	5	144,917.12
GENCOX SERVICES LLC	Form 5500 Non-Filed	2605 WILSON RD STE 200	HENDERSON	NV	89014	26	5	16,907.17	104,208.18	25	5	15,294.78	5	15,294.78	45	5	20,607.78	5	120,607.78	5	144,848.68
BIENAS INDUSTRIES LLC	Form 5500 Non-Filed	20845 GORTON ROAD STE 100	LAS VEGAS	NV	89124	26	5	14,017.14	101,254.32	18	5	15,987.15	5	13,423.11	50	5	10,524.86	5	114,528.24	5	144,622.12
ITS NATIONAL LLC	Form 5500 Non-Filed	555 WEST A	SPARIS	NV	89414	26	5	20,007.49	80,268.50	29	5	11,848.00	5	23,820.89	63	5	11,848.00	5	112,601.24	5	144,247.38
CREATY MANAGEMENT SVCS INC	44 or 40 Beneficial Provided	25 E MIDLAND AVE STE 2B	PARABOLAS	MO	63051	26	5	15,384.24	108,148.54	13	5	7,732.83	5	13,322.52	43	5	13,027.07	5	123,467.43	5	144,474.48
ONE WEST HOMECARE - NV	Form 5500 Non-Filed	1205 MELUCCI DR STE 20	LAS VEGAS	NV	89120	21	5	17,603.38	80,862.54	21	5	11,101.23	5	11,001.23	46	5	11,676.71	5	111,661.76	5	144,363.33
SPRING VALLEY ASSISTED LIVING	Form 5500 Non-Filed	PO BOX 286300	NASHVILLE	TN	37224	21	5	12,308.53	81,457.08	19	5	10,550.11	5	40,015.00	42	5	21,838.86	5	112,472.08	5	144,300.94
MORRISON SECURITY GROUP INC	Form 5500 Non-Filed	7501 W MEMORIAL BOND/PARKWAY	OKLAHOMA CITY	OK	73124	24	5	14,718.74	88,319.48	20	5	21,112.58	5	18,869.00	39	5	16,829.31	5	107,288.88	5	144,118.24
CARRY-ON TRAILER INC	Form 5500 Non-Filed	203 Ivan Harvey Street	LAVORA	GA	30016	26	5	10,019.10	56,821.31	13	5	26,039.17	5	4,684.11	54	5	17,862.95	5	108,244.57	5	144,077.17
WAL SECURITY SERVICES INC	Form 5500 Non-Filed	8805 W SARAH AVE STE 130	LAS VEGAS	NV	89149	26	5	15,276.71	68,425.11	11	5	14,437.48	5	10,888.55	41	5	24,644.44	5	113,119.01	5	144,064.11
BLU SOCIAL INC	Form 5500 Non-Filed	1775 KENDRICK BLVD STE 1000	LAS VEGAS	NV	89102	26	5	18,618.68	81,661.86	13	5	11,206.86	5	11,461.71	38	5	20,886.76	5	114,008.66	5	144,069.62
HABIT TO HOME INC	Form 5500 Non-Filed	885 CANTONWAY BLVD PARKWAY STE 4000	RENO	NV	89511	26	5	11,015.41	65,673.22	28	5	24,040.01	5	38,999.50	50	5	25,056.47	5	118,016.01	5	143,713.80
STREAMLINE DENTAL SOLUTIONS L	Form 5500 Non-Filed	7945 W SARAH AVE #200	LAS VEGAS	NV	89117	17	5	20,221.21	80,113.70	18	5	20,512.02	5	42,713.84	35	5	103,848.28	5	143,588.00	5	143,588.00
BLU EYE CORPORATION	Form 5500 Non-Filed	843 W BRIDGEMAN STE 200	LAKE LAKE CITY	UT	84031	21	5	13,403.12	79,021.18	22	5	11,875.15	5	17,059.61	41	5	27,301.45	5	116,112.28	5	143,424.31
SSA COOLER SERVICES INC	Form 5500 Non-Filed	2834 S WESTERN AVE	RANCHO PALMS VERDES	CA	90275	25	5	13,817.87	76,841.88	25	5	15,547.45	5	14,941.00	60	5	16,405.42	5	113,974.58	5	143,380.58
CINTAS CORPORATION NO 1	Form 5500 Non-Filed	PO BOX 289 TULAC EXPRESS	ST LOUIS	MO	63166	20	5	9,767.70	16,172.31	10	5	20,188.68	5	13,657.27	50	5	10,476.36	5	111,829.62	5	143,291.96
SILVER LAKE CONSTRUCTION COMP	Member 44 or 40 Beneficial Provided	4495 W VANDERVALE AVE	LAS VEGAS	NV	89149	26	5	16,649.07	80,570.19	21	5	14,389.91	5	18,811.49	49	5	24,600.96	5	114,638.45	5	143,212.17
WELCOM TOW INC	Form 5500 Non-Filed	2211 N ANN PARKER DR	DUNTER	VA	48011	26	5	13,004.01	101,494.13	26	5	11,200.01	5	16,707.97	54	5	25,919.04	5	117,971.24	5	143,077.20
WINDMILLER INDUSTRIAL SYSTEMS	Form 5500 Non-Filed	PO BOX 20000 PARKWAY	ST LOUIS	MO	63116	26	5	18,618.68	81,661.86	13	5	20,000.00	5	14,290.00	28	5	14,614.24	5	108,514.24	5	143,014.24
NEVADA BEAUTY SUPPLIES INC	Form 5500 Non-Filed	4230 W CRAIG RD	LAS VEGAS	NV	89103	26	5	16,636.01	100,058.94	11	5	16,701.01	5	16,228.03	38	5	14,217.06	5	114,874.06	5	14

Appendix

SILVER STATE FORD	Form 5500 Non-Filed	8625 ROY HORN WAY	LAS VEGAS	NV	89116	11	5	12,419.54	50,233.11	19	5	6,975.11	5	26,859.63	50	5	21,980.87	5	117,092.04	5	158,863.11
300 STEWART AVENUE CORPORATIO	Form 5500 Non-Filed	300 STEWART AVENUE	LAS VEGAS	NV	89001	29	5	13,831.24	86,578.56	15	5	11,736.25	5	24,855.56	48	5	26,527.58	5	113,434.21	5	157,991.71
TRACY HYDRO CONSTRUCTION, INC	Form 5500 Non-Filed	27241 CILBERTO STE 24	LAS VEGAS	CA	92088	29	5	15,096.34	88,499.73	23	5	12,236.44	5	24,190.34	52	5	112,596.56	5	112,596.56	5	157,991.71
LAB DISTRIBUTORS INC	Neither 44 or 49 Beneficial Provided	88 307H ST 802G 45 STE D	BROOKLYN	NV	71032	28	5	16,275.05	78,788.56	30	5	15,946.96	5	21,055.65	56	5	28,241.72	5	109,764.21	5	157,991.71
BARTH CORP INC	Form 5500 Non-Filed	2945 LAS VEGAS BLVD S L13	LAS VEGAS	NV	89020	28	5	16,315.00	79,800.05	12	5	16,000.00	5	18,599.45	53	5	27,492.13	5	105,925.45	5	157,991.71
THE VIKINGS	Form 5500 Non-Filed	1012 27TH STREET	LAS VEGAS	NV	89104	28	5	16,566.78	84,907.18	17	5	16,270.23	5	21,212.13	47	5	42,258.28	5	92,559.46	5	157,991.71
RESOURCES CITY INC/DBP/LLC	Form 5500 Non-Filed	801 WASHINGTON AVE	BOULDER CITY	NV	89003	17	5	16,617.13	84,461.53	24	5	15,500.00	5	25,251.01	53	5	27,305.00	5	105,626.21	5	157,991.71
Z-ELEVEN INC	44 or 49 Beneficial Provided	FD BOX 283 NUC EXPRESS	ST LOUIS	MO	63166	24	5	16,823.15	76,446.87	24	5	14,448.84	5	32,663.87	43	5	28,617.39	5	109,130.89	5	157,991.71
BI/HEALTHY MANAGEMENT INC.	Neither 44 or 49 Beneficial Provided	407B S 27TH ST	SAUNA	KS	67461	31	5	16,955.11	84,928.88	26	5	16,400.11	5	47,687.60	51	5	31,282.42	5	106,635.58	5	157,991.71
SOUTHERN FIRE MART LLC	44 or 49 Beneficial Provided	129 INDUSTRIAL PARK ROAD	COLUMBIA	MS	39024	25	5	18,533.31	99,778.29	11	5	7,204.42	5	12,168.32	36	5	21,768.02	5	116,546.31	5	157,991.71
TORV BURCH LLC	44 or 49 Beneficial Provided	11 W 19TH ST	NEW YORK	NV	10011	11	5	12,986.61	70,632.54	24	5	15,002.30	5	10,034.42	43	5	27,989.60	5	109,647.31	5	157,991.71
FLOORS N MORE LLC	Form 5500 Non-Filed	3430 W SUNSET RD STE A	LAS VEGAS	NV	89118	26	5	9,174.61	58,551.31	18	5	24,298.08	5	45,681.15	38	5	33,399.70	5	104,237.41	5	157,991.71
LASSO MANAGEMENT LLC	Form 5500 Non-Filed	3440 PRESTON RIDGE RD STE 200	ALPHARETTA	GA	30005	22	5	12,374.50	111,371.30	3	5	1,804.41	5	12,059.80	25	5	14,179.00	5	117,571.30	5	157,991.71
NETFARM DISTRIBUTION INC	Form 5500 Non-Filed	19000 W 27TH AVE	PHOENIX	AZ	85027	18	5	16,219.00	79,898.27	43	5	11,182.24	5	27,228.33	75	5	29,422.80	5	108,130.46	5	157,991.71
DEANIAN HOPKINS & SPOWELL	44 or 49 Beneficial Provided	3100 S LA PALMA AVE 40A	ANNAPOLIS	GA	30607	20	5	12,500.00	80,289.30	10	5	6,932.82	5	14,909.87	46	5	21,560.50	5	112,837.00	5	157,991.71
LANDMARK GROUP INC	Form 5500 Non-Filed	FD BOX 208B	EMO	NV	89003	28	5	4,749.21	56,272.81	11	5	23,822.20	5	46,293.12	50	5	32,261.52	5	104,612.32	5	157,991.71
DRIVE THRU TECHNOLOGY INC	44 or 49 Beneficial Provided	111 GREEN ST STE 100	FRAMINGHAM	MA	01901	28	5	18,302.11	84,274.65	30	5	18,533.66	5	42,925.70	56	5	35,875.87	5	105,200.67	5	157,991.71
ZUFFA LLC	Neither 44 or 49 Beneficial Provided	3600 S TORREY PINNAC DR	LAS VEGAS	NV	89116	19	5	13,468.11	74,607.00	17	5	11,639.20	5	16,465.23	36	5	27,027.21	5	109,672.21	5	158,959.66
ARM ENTERPRISES, LLC	Form 5500 Non-Filed	1200 BURNING RD	ATLANTA	GA	30340	27	5	18,056.50	58,221.82	27	5	16,438.15	5	46,216.51	53	5	31,608.71	5	105,634.51	5	158,959.66
CONTINENTAL MESSAGE SOLUTION, INC	Form 5500 Non-Filed	41 S GRANT AVE FL 2	COLUMBUS	OH	43215	18	5	11,244.07	79,571.61	19	5	11,380.64	5	12,081.40	36	5	14,924.66	5	112,001.01	5	158,959.66
NORTHERN NEVADA MEDICAL GROUP	Form 5500 Non-Filed	3817 S GUYTON RD	SPRING VALLEY	PA	49416	28	5	15,018.97	75,354.65	25	5	15,059.44	5	28,591.74	56	5	31,863.06	5	104,952.86	5	158,959.66
EMERSON FINTECH LLC	Form 5500 Non-Filed	1200 AVENUE D	LAURENS	SC	29555	28	5	16,000.00	79,997.21	25	5	16,417.00	5	26,644.00	47	5	30,027.04	5	108,017.04	5	158,959.66
STOLIC FINANCIAL GROUP S TRM LLC	Form 5500 Non-Filed	1100 S COMMERCE BLVD #300	LAS VEGAS	NV	89102	28	5	11,668.10	70,782.10	17	5	16,848.10	5	16,848.10	39	5	308,841.10	5	158,959.66	5	158,959.66
FRENCH FORD	44 or 49 Beneficial Provided	3626 DECATUR BLVD	LAS VEGAS	NV	89001	28	5	14,300.00	70,219.97	21	5	17,400.00	5	15,501.47	44	5	30,630.00	5	105,630.00	5	158,959.66
EMERGE BUILDERS INC	Form 5500 Non-Filed	1854 S SANTA CRUZ ST	ANNARIM	CA	92080	24	5	18,371.34	82,809.50	22	5	7,662.40	5	16,873.67	47	5	18,633.63	5	114,437.67	5	158,959.66
ACCURATE BUILDING MAINTENANCE	Form 5500 Non-Filed	4445 W SUNSET ST	LAS VEGAS	NV	89118	11	5	14,779.58	87,855.15	26	5	11,653.38	5	22,133.12	57	5	26,423.94	5	109,678.61	5	158,959.66
NATIONAL INFIRITY RETAIL LLC	Form 5500 Non-Filed	4180 CAMERON ST	HOUSTON	NV	89033	17	5	12,613.50	55,904.68	25	5	17,244.45	5	10,473.35	42	5	28,828.39	5	106,434.43	5	158,959.66
AMAYA CHEYENNE INC	Form 5500 Non-Filed	8028 RITCHIE HWY #212 NUM	PASADENA	CA	91122	28	5	13,103.11	82,177.15	23	5	14,413.70	5	28,405.70	47	5	21,026.71	5	105,633.81	5	158,959.66
AQUARIUS LLC	Form 5500 Non-Filed	FD BOX 288 NUC EXPRESS	ST LOUIS	MO	63166	24	5	8,195.78	62,588.68	18	5	17,881.88	5	47,478.12	43	5	21,716.88	5	105,081.88	5	158,959.66
AFRIA HEALTHCARE LLC	Form 5500 Non-Filed	26220 ENTERPRISE CT	LAKE FOREST	CA	92030	17	5	12,628.00	62,202.25	25	5	12,909.00	5	44,371.04	42	5	30,590.00	5	105,579.00	5	158,959.66
ALL PURPOSE FINTECH LLC	Form 5500 Non-Filed	1470 W LANE MERIDIAN BLVD #100	LAS VEGAS	NV	89102	28	5	12,000.00	80,287.19	45	5	20,027.00	5	24,948.76	56	5	24,948.76	5	105,630.76	5	158,959.66
CAMERON AUTOMATED MECHANICS	44 or 49 Beneficial Provided	41 S GRANT AVE	COLUMBUS	OH	43215	18	5	4,544.14	65,111.76	4	5	15,515.60	5	18,050.00	11	5	16,029.78	5	105,726.66	5	158,959.66
CARLOS DONUTS INC	Form 5500 Non-Filed	8300 SUNSET COMBINA DR	LAS VEGAS	NV	89120	25	5	14,047.14	84,807.14	20	5	16,070.72	5	24,871.13	43	5	26,465.45	5	103,170.74	5	158,959.66
PURPOSES LLC	44 or 49 Beneficial Provided	7021 W MEMORIAL RD SPAYCO	OKLAHOMA CITY	OK	73143	17	5	14,833.14	55,133.31	20	5	10,037.12	5	46,800.41	44	5	18,448.84	5	102,033.34	5	158,959.66
BEI ENTERPRISES SERVICES, INC	Form 5500 Non-Filed	3300 W CLOUARD	LAS VEGAS	NV	89118	11	5	12,800.84	72,809.88	22	5	11,605.00	5	16,403.00	46	5	16,403.00	5	102,033.27	5	158,959.66
FOOD OF CHAO CHIKASABARUA S INC	Form 5500 Non-Filed	1008 HEADQUARTERS DR STE 1010	BOULDER	TX	75024	25	5	17,613.58	80,910.07	20	5	11,591.25	5	25,241.22	45	5	29,225.13	5	105,151.23	5	158,959.66
ST JUDES RANCH FOR CHILDREN B	Form 5500 Non-Filed	200 WILSON CIR	FLANDER	NY	89066	26	5	19,546.04	78,566.04	22	5	12,783.97	5	26,424.50	48	5	32,830.00	5	102,812.50	5	158,959.66
C & C FACILITY SERVICES LLC	Form 5500 Non-Filed	107 MADISON WAY	MEMPHIS	TN	38003	28	5	16,607.10	82,470.26	23	5	6,908.47	5	16,908.76	55	5	25,513.84	5	109,438.06	5	158,959.66
ARM PARTNERS LLC	Form 5500 Non-Filed	2100 TOWER DR	HONOLULU	CA	74021	28	5	17,151.00	89,670.13	13	5	16,376.00	5	18,204.00	43	5	27,021.31	5	107,671.31	5	158,959.66
BRANDNER CAPITAL PARTNERS, LLC	44 or 49 Beneficial Provided	30 2400 S 1700	OKLAHOMA	OK	73109	18	5	19,181.88	81,668.13	18	5	11,300.84	5	21,112.00	43	5	31,026.16	5	110,132.16	5	158,959.66
LAST MILE DIGI, LLC	Form 5500 Non-Filed	328 MANDARIN HILL LN	HENDERSON	NV	89012	28	5	18,906.00	85,637.82	10	5	7,236.10	5	23,713.31	38	5	18,043.54	5	116,806.30	5	158,959.66
MASTER CRAFT TAP LLC	Form 5500 Non-Filed	12001 FOGG ST	RYANSPORT	MI	48170	28	5	19,937.40	83,403.85	20	5	2,079.34	5	24,781.00	48	5	24,781.00	5	108,155.84	5	158,959.66
HARRIS LAS VEGAS LLC	Form 5500 Non-Filed	309 MONTREAL CTR	LAUREL HILL	MA	01530	21	5	12,972.24	81,381.00	22	5	15,125.40	5	16,051.14	46	5	28,421.74	5	106,182.24	5	158,959.66
ARB INC	Form 5500 Non-Filed	850 HIGHLAND DR	LEWISTOWN	PA	72607	22	5	18,726.21	89,133.70	5	5	4,402.15	5	14,611.20	33	5	21,181.40	5	114,764.83	5	158,959.66
WESTERN ALLIANCE BANK	Form 5500 Non-Filed	2700 W SAHARA WAY	LAS VEGAS	NV	89032	22	5	19,296.12	87,362.39	28	5	10,646.68	5	26,427.38	60	5	20,941.31	5	113,789.37	5	158,959.66
DLX PROPERTY CASUALTY INSURAN	Form 5500 Non-Filed	FD BOX 288 NUC EXPRESS	ST LOUIS	MO	63166	24	5	15,074.58	71,502.58	15	5	14,944.94	5	16,901.25	35	5	29,211.85	5	105,693.52	5	158,959.66
WARRIOR US INC	Form 5500 Non-Filed	30 BARRETT ST 3RD FLOOR	PITTSBURGH	PA	15212	28	5	12,729.00	70,199.00	24	5	14,754.42	5	21,070.81	53	5	22,492.00	5	112,228.00	5	158,959.66
THE OODLES GROUP INC	Form 5500 Non-Filed	30 2400 S 1700	OKLAHOMA	OK	73109	18	5	19,181.88	81,668.13	18	5	11,300.84	5	21,112.00	43	5	31,026.16	5	110,132.16	5	158,959.66
CHASSIS FEDERAL SOLUTIONS INC	Neither 44 or 49 Beneficial Provided	3800 CENTENNIAL DR #1200	ANNARIM	CA	92004	27	5	8,817.07	65,215.34	20	5	22,843.25	5	22,843.25	46	5	31,611.02	5	114,022.02	5	158,959.66

Appendix

ALABRICO INC	Form 5500 Non-Filed	2007 LAS VEGAS BLVD 50	LAS VEGAS	NV	89004	21	5	10,645.31	70,951.86	21	5	17,038.20	5	10,500.64	42	5	27,632.73	5	103,454.30	5	111,087.03
ALBERT ET AL LTD	Form 5500 Non-Filed	950 FOLYARD ST	RENO	NV	89502	25	5	14,887.50	42,390.00	15	5	19,960.45	5	13,653.18	18	5	16,487.99	5	96,044.08	5	100,802.07
ARMA AVIATION INC	Form 5500 Non-Filed	14141 SOUTH HWY	SUGAR LAND	TX	77478	21	5	16,439.01	80,355.34	18	5	11,995.15	5	22,807.87	42	5	18,511.11	5	101,799.33	5	105,799.33
MARBURY RESORT HOSPITALITY C	Form 5500 Non-Filed	1200 MARBURY RD STE 40	LAKELAND	FL	33801	26	5	18,837.97	47,809.99	28	5	14,805.75	5	16,520.50	48	5	27,463.55	5	101,903.48	5	106,794.03
NOVADENT INC	Form 5500 Non-Filed	2000 WENTURE CASH WAY #300	SACRAMENTO	CA	95831	26	5	16,272.00	42,000.00	20	5	13,022.07	5	12,429.64	42	5	27,292.38	5	103,447.49	5	109,747.89
PLANTATION INVESTMENTS LLC	Form 5500 Non-Filed	3700 WINDYWAY BLVD STE 100	LAS VEGAS	NV	89105	28	5	24,002.78	60,797.48	28	5	15,796.48	5	17,297.88	48	5	26,106.96	5	204,002.78	5	210,002.78
ROSLINE HILL GEN SERVICES INC	Form 5500 Non-Filed	20100 2125B NORTH AUSTIN	FAULCON	TX	76103	25	5	12,875.00	48,800.00	15	5	13,575.00	5	28,400.00	18	5	20,445.00	5	103,180.00	5	103,675.00
STOCOMM GROUND	Form 5500 Non-Filed	1500 W WILLIAMS AVE	HAULOVER	NV	89064	24	5	11,476.45	76,754.94	16	5	17,447.42	5	30,907.40	40	5	28,482.08	5	103,646.26	5	103,247.30
ELUSTAR INC	Neither 4A or 4B Beneficial Provided	879 W 100TH ST STE 1200	GARDENA	CA	90248	24	5	12,115.81	47,522.58	24	5	16,683.25	5	16,133.21	50	5	28,822.89	5	103,055.25	5	103,458.46
SIGNATURE PREPARIATORY, INC	Form 5500 Non-Filed	885 S BOULDER HWY	HENDERSON	NV	89015	24	5	14,044.61	76,301.03	21	5	11,818.26	5	27,935.20	41	5	21,581.29	5	104,216.29	5	103,210.54
FAMILY PERSONAL CARE LLC	Form 5500 Non-Filed	2415 REYNOLDS AVE STE 101	NORTH LAS VEGAS	NV	89030	19	5	11,740.29	75,110.97	21	5	11,284.32	5	10,021.18	40	5	21,024.51	5	103,113.21	5	103,156.86
SPACECRAFT COMPONENTS CORP	Form 5500 Non-Filed	3840 CLAYTON ST	N LAS VEGAS	NV	89012	25	5	8,215.25	74,485.17	21	5	10,998.18	5	16,446.46	46	5	20,213.44	5	108,933.41	5	107,137.27
LAS VEGAS REVIEW JOURNAL INC	4A or 4B Beneficial Provided	1111 W BONAVILLE RD	LAS VEGAS	NV	89106	21	5	8,511.08	42,247.14	24	5	11,000.12	5	47,701.54	45	5	10,111.31	5	101,101.31	5	101,101.31
PERSONAL HOLD INC	Form 5500 Non-Filed	411 W REDWOOD ST	CARSON CITY	NV	89703	18	5	14,063.56	37,879.06	18	5	13,375.35	5	16,405.25	37	5	26,327.48	5	101,768.25	5	100,305.00
CELESTY TRAINING, LLC	Form 5500 Non-Filed	3000 WIDE RD	NORTH LAS VEGAS	NV	89000	26	5	20,522.29	46,746.88	23	5	13,776.80	5	18,206.00	37	5	31,601.07	5	101,051.07	5	101,056.86
GUEST RETAIL INC	Form 5500 Non-Filed	PO BOX 283 NUC EXPRESS	ST LOUIS	MO	63166	26	5	22,202.00	53,020.00	11	5	23,227.15	5	45,100.00	15	5	20,420.21	5	101,526.21	5	101,526.21
BRIGGS ELECTRIC INC	Form 5500 Non-Filed	14383 FRANKLIN AVE	TUSTIN	CA	92780	25	5	20,991.24	102,300.54	8	5	2,602.56	5	4,880.70	13	5	22,827.77	5	106,588.51	5	107,457.01
ENCOMpass HEALTH REHABILITATION HOSPITAL OF HENDERSON LLC	Form 5500 Non-Filed	800 LIBERTY PKWY	IRVINGDALE	AL	35243	24	5	13,702.11	41,385.86	16	5	4,408.12	5	24,844.12	40	5	21,275.22	5	107,014.58	5	107,120.23
FLETCHER JONES LAS VEGAS	Form 5500 Non-Filed	7300 W SAHARA AVE	LAS VEGAS	NV	89117	24	5	9,478.24	46,483.27	27	5	16,508.12	5	16,509.57	58	5	20,286.51	5	100,751.24	5	100,280.25
ATHLETIC & THERAPEUTIC INSTITUTE OF NAPERVILLE IL	Form 5500 Non-Filed	790 BIRMINGHAM BLVD	BOUNGBROOK	IL	60064	25	5	14,977.54	43,674.44	15	5	12,113.01	5	17,661.99	40	5	21,790.75	5	101,130.42	5	101,130.16
H O PRABHU & L S HETE LTD	Form 5500 Non-Filed	5701 W CHARLESTON PKWD	LAS VEGAS	NV	89146	26	5	14,017.88	70,274.35	21	5	11,446.68	5	27,616.12	46	5	27,616.12	5	101,495.48	5	101,881.95
HERSING GENERAL HOSPITAL	Form 5500 Non-Filed	2015 9TH ST	LIVERMORE	NV	89010	18	5	19,407.79	49,912.21	24	5	19,574.40	5	40,514.06	44	5	19,574.40	5	99,400.00	5	100,000.00
FAHLEY FOX REAL ESTATE	Form 5500 Non-Filed	7146 S CLARK RD STE 400/300	LAS VEGAS	NV	89109	25	5	10,838.49	46,500.00	13	5	10,700.00	5	20,218.58	17	5	20,218.58	5	100,907.13	5	100,907.13
RE RESTAURANT MANAGEMENT LLC	Form 5500 Non-Filed	855 KELLY CROWNOOD DR	LAS VEGAS	NV	89113	26	5	8,611.11	45,663.50	22	5	14,978.03	5	16,828.16	48	5	24,539.98	5	104,291.26	5	103,881.72
VECOO LLC	Form 5500 Non-Filed	2401 S FOOTBALL DR	LAURET BAY CITY	TX	77440	20	5	8,807.87	50,889.50	22	5	17,302.12	5	13,898.67	45	5	26,429.49	5	103,028.29	5	103,685.75
ONLINE INTERMEDIARY INC	4A or 4B Beneficial Provided	1 LUMEN ROADSIDE BLDG 2	MONTREY	CA	94040	21	5	27,464.61	72,186.00	5	5	7,855.11	5	21,264.34	15	5	19,139.86	5	93,644.34	5	100,804.20
BT SERVICES INC	Form 5500 Non-Filed	1430 HOLCOMB AVE STE 100	RENO	NV	89502	18	5	13,411.87	48,324.84	18	5	16,480.07	5	10,112.05	17	5	28,820.94	5	98,448.89	5	100,300.83
TOP TEAM STAFFING	Form 5500 Non-Filed	1415 W CLARK ST STE C	NORTH LAS VEGAS	NV	89012	11	5	15,293.20	40,661.37	27	5	14,805.17	5	17,630.15	58	5	29,891.17	5	98,739.01	5	100,180.25
EVENT MANAGEMENT SOLUTIONS INC	Form 5500 Non-Filed	418 E 98TH ST	CHARLOTTE	NC	28215	26	5	16,288.10	100,271.96	18	5	4,811.10	5	6,711.99	44	5	21,099.45	5	106,931.88	5	107,650.29
ARFA MATERIALS LLC	Form 5500 Non-Filed	4480 MELVILLE ST	LAS VEGAS	NV	89115	26	5	12,802.00	48,780.25	20	5	6,576.75	5	16,809.07	46	5	22,589.32	5	105,405.25	5	107,074.05
SCULPTURE CENTER MEMPHIS TN	Form 5500 Non-Filed	2600 WINDYWAY HWY #122 NVM	MEMPHIS	MO	63112	26	5	12,979.18	26,200.00	28	5	16,479.42	5	16,479.42	28	5	16,479.42	5	94,400.00	5	94,400.00
BE MICHAEL, LLC	Form 5500 Non-Filed	2005 BRUNNEN ST STE 202	LAS VEGAS	NV	89114	26	5	6,504.50	48,113.50	21	5	10,537.10	5	10,537.10	38	5	20,025.05	5	98,710.25	5	102,613.26
SUBARIMOTO RENO ALACAL	Form 5500 Non-Filed	3212 SHARLAND AVE	RENO	NV	89512	26	5	8,216.60	54,293.82	42	5	21,146.16	5	42,688.02	42	5	30,471.75	5	96,976.75	5	107,468.42
DA COMMERCIAL VENTURES CORP	Form 5500 Non-Filed	2700 ROXBOROUGH RD	HENDERSON	NV	89074	24	5	12,955.10	44,708.41	23	5	12,271.09	5	13,340.80	42	5	20,726.41	5	98,068.40	5	107,794.80
SUNAR & SONS OF NEVADA INC	Form 5500 Non-Filed	2007 N LAS VEGAS BLVD	NORTH LAS VEGAS	NV	89030	27	5	11,614.04	41,094.14	41	5	11,870.25	5	11,131.78	68	5	11,264.30	5	92,410.12	5	107,734.42
AMERIPRISE FINANCIAL INC	4A or 4B Beneficial Provided	PO BOX 283 NUC EXPRESS	ST LOUIS	MO	63166	21	5	12,716.69	70,159.99	27	5	13,956.28	5	16,682.97	48	5	26,682.97	5	100,812.77	5	107,550.54
W L INC	Form 5500 Non-Filed	2099 PHOENIX AVE	LAS VEGAS	NV	89116	21	5	16,507.40	56,779.75	17	5	18,889.09	5	12,771.67	32	5	14,796.49	5	92,502.59	5	107,348.64
AR PRO MASTER LLC	Form 5500 Non-Filed	2139 INDUSTRIAL RD	LAS VEGAS	NV	89002	22	5	14,538.40	70,511.36	18	5	11,891.10	5	25,714.65	41	5	26,449.59	5	100,739.45	5	107,170.20
INTELI MANAGEMENT SERVICES, LLC	Form 5500 Non-Filed	1818 W DEANBY ST	BOISE	ID	83702	23	5	13,012.00	48,079.74	20	5	16,574.44	5	24,519.69	39	5	22,897.33	5	104,111.41	5	107,120.78
DAVE DAVISON VALLEY COASTER	4A or 4B Beneficial Provided	808 N CALVERT AVE	SEASIDE	CA	92081	26	5	16,854.78	70,616.10	10	5	12,101.81	5	17,401.00	48	5	20,091.00	5	97,901.26	5	101,060.26
360 PRODUCTIONS, LLC	Form 5500 Non-Filed	4640 PICES ST UNIT B	SENIOR	CO	80111	26	5	14,950.21	76,781.73	14	5	6,500.10	5	27,288.02	36	5	29,609.26	5	99,609.26	5	100,787.28
NEW BURET, LLC	4A or 4B Beneficial Provided	800 COMMONWEALTH DRIVE	WARRENDALE	PA	15086	19	5	5,235.15	38,713.92	8	5	10,832.76	5	10,834.69	22	5	41,048.11	5	85,847.41	5	100,895.92
GRAND TRAIL VENTURE GROUP LLC	Form 5500 Non-Filed	5050 GRAND TRAIL LN	LAS VEGAS	NV	89111	27	5	14,543.51	41,381.17	15	5	7,838.18	5	13,849.75	43	5	23,288.81	5	104,511.02	5	100,879.83
BLIND CENTER OF NEVADA INC	Form 5500 Non-Filed	1001 N BRUCE ST	LAS VEGAS	NV	89105	14	5	10,678.55	45,483.74	18	5	7,695.14	5	23,012.02	30	5	18,732.74	5	88,456.56	5	100,869.40
MICHAELS STORES INC	4A or 4B Beneficial Provided	PO BOX 283 NUC EXPRESS	ST LOUIS	MO	63166	25	5	12,494.97	62,881.37	12	5	5,132.41	5	16,100.02	17	5	17,796.80	5	100,041.30	5	101,840.19
WHITE CAP MANAGEMENT INC	Form 5500 Non-Filed	905 W CHEROKEE ST	ORLANDO	FL	32845	26	5	11,956.22	46,444.48	17	5	6,251.75	5	26,571.39	35	5	26,207.95	5	106,613.88	5	107,421.63
HENDERSON TE LLC	Form 5500 Non-Filed	115 WINDYWAY AVE STE 200	RENO	NV	89517	26	5	12,909.00	42,453.41	27	5	17,210.11	5	14,517.61	48	5	29,789.20	5	98,711.21	5	100,799.21
PROBEY INC	Form 5500 Non-Filed	6000 GRAND VALLEY DR	HENDERSON	NV	89044	26	5	11,800.00	46,400.00	17	5	12,400.00	5	16,400.00	17	5	21,200.00	5	100,400.00	5	100,400.00
PRIME MEDICAL CARE LLC	Form 5500 Non-Filed	4810 CLAYTON AVE	LAS VEGAS	NV	89107	18	5	14,547.18	58,957.93	20	5	12,009.64	5	18,845.81	48	5	27,657.58	5	98,887.57	5	100,520.13
SPRETEL, LLC	4																				

Appendix

MONEYTREE INC	Member 64 or 60 Benefits Provided	5000 F VALLEY RD STE 300	RENTON	WA	98057	24	\$	17,548.01	\$	59,973.47	10	\$	15,886.11	\$	29,691.16	16	\$	19,434.31	\$	89,666.61	\$	121,300.95
TACOS EL GORDO DE Tijuana S.C.L.	Form 5500 Non Filed	1232 THIRD AVE	CIENEA VISTA	CA	91911	16	\$	10,225.61	\$	47,473.15	28	\$	22,603.65	\$	42,786.36	44	\$	12,829.27	\$	90,236.12	\$	121,087.39
CVAL WTRK LLC	Form 5500 Non Filed	1845 JOLSON AVE	LAS VEGAS	NV	89111	14	\$	10,644.71	\$	65,607.70	14	\$	10,331.47	\$	27,534.17	13	\$	9,978.22	\$	93,141.37	\$	121,020.09
ARIZONA LABOR FORCE INC	64 or 60 Benefits Provided	PO BOX 1205	CHANDLER	AZ	85014	28	\$	10,241.94	\$	105,727.34	3	\$	1,326.38	\$	2,741.45	22	\$	14,570.38	\$	108,437.76	\$	120,884.14
JOHN A SHELDON MD AND STEVEN A SCHOFF MD A PROFESSIONAL CORPORATION	Form 5500 Non Filed	3423 RENO CORPORATE DR	RENO	NV	89511	12	\$	10,212.50	\$	20,587.08	13	\$	20,094.91	\$	41,507.61	20	\$	30,920.11	\$	92,075.70	\$	120,980.70
ELAV SERVICES INC	Form 5500 Non Filed	2000 WINDING AVE	CHANDLER	AZ	85024	28	\$	9,782.19	\$	29,927.98	14	\$	14,429.39	\$	22,629.57	14	\$	22,629.57	\$	200,291.29	\$	120,910.49
BEASANT MANAGEMENT INC	Form 5500 Non Filed	4880 BRADSHAW BLVD STE 101	LAS VEGAS	NV	89180	28	\$	6,636.10	\$	49,716.37	13	\$	45,325.71	\$	41,211.31	13	\$	15,929.82	\$	105,931.21	\$	120,851.61
SUNLAND ASPHALT & CONSTRUCTION INC	64 or 60 Benefits Provided	1625 S NORTHSHORE AVE	PHOENIX	AZ	85033	14	\$	16,008.94	\$	85,713.81	12	\$	11,120.40	\$	29,419.80	28	\$	24,714.74	\$	96,176.47	\$	120,787.44
SHOWMED IMAGING MDC LLC	Form 5500 Non Filed	16225 N SCOTTSDALE RD STE 400	SCOTTSDALE	AZ	85254	14	\$	17,051.10	\$	19,585.13	28	\$	14,800.04	\$	10,837.41	14	\$	14,212.56	\$	96,432.76	\$	120,775.32
SOMER MANAGEMENT LLC	Member 64 or 60 Benefits Provided	7000 E ACCOMA DR	SCOTTSDALE	AZ	85254	14	\$	12,414.29	\$	79,960.93	20	\$	8,245.18	\$	22,031.01	14	\$	11,677.87	\$	101,010.24	\$	120,770.71
BATTLEGROUND MEDICAL MANAGEMENT LLC	Form 5500 Non Filed	8379 W SUNSET DR	LAS VEGAS	NV	89113	27	\$	13,415.68	\$	64,762.04	28	\$	15,530.50	\$	28,927.10	15	\$	20,646.64	\$	133,688.61	\$	120,775.27
INTRUSION PROTECTION SYSTEMS	Form 5500 Non Filed	1305 SPRING MOUNTAIN RD STE 50	LAS VEGAS	NV	89102	17	\$	10,881.99	\$	60,599.96	21	\$	14,338.42	\$	16,898.74	15	\$	19,200.91	\$	97,498.48	\$	120,699.65
SHOWAZ PAPER CO	Form 5500 Non Filed	1 CRYSTACE RD STE 200	SANIT LEAS	NV	89345	25	\$	13,026.40	\$	17,672.37	17	\$	16,472.40	\$	20,840.19	42	\$	24,028.48	\$	120,512.39	\$	120,597.07
ELITE SECURITY SPECIALIST LLC	Form 5500 Non Filed	1311 MEADOW AVE STE 8	LAS VEGAS	NV	89101	28	\$	13,174.46	\$	109,482.13	3	\$	1,720.25	\$	4,716.70	25	\$	15,524.72	\$	107,246.40	\$	120,571.12
SONATA SONAR NETWORK INC	64 or 60 Benefits Provided	PO BOX 288 NUC EXPRESS	ST LOUIS	MO	63166	26	\$	12,817.48	\$	10,824.64	18	\$	12,106.46	\$	10,027.72	42	\$	26,619.19	\$	79,301.26	\$	120,519.66
REGIONAL TRANSPORTATION CORP	Form 5500 Non Filed	800 GINGO CTR PKWY #300	LAS VEGAS	NV	89030	25	\$	14,474.46	\$	66,270.24	24	\$	24,845.51	\$	27,020.21	46	\$	29,244.02	\$	121,512.49	\$	120,453.66
BARRETT FINANCIAL GROUP, L.L.C.	64 or 60 Benefits Provided	2314 S VAL VISTA DR STE 201	DOBSON	AZ	85039	12	\$	12,380.10	\$	71,929.10	12	\$	14,425.45	\$	26,750.28	25	\$	21,621.50	\$	106,880.73	\$	120,351.73
PRO-EMPLOYMENT SERVICES LLC	Form 5500 Non Filed	1140 E PEBBLE RD STE 200	LAS VEGAS	NV	89113	17	\$	11,102.10	\$	34,909.11	11	\$	1,998.12	\$	16,540.60	10	\$	10,124.22	\$	103,078.12	\$	120,302.73
FRESH LINE INC OF DELAWARE	64 or 60 Benefits Provided	PO BOX 283 NUC EXPRESS	ST LOUIS	MO	63166	26	\$	14,943.11	\$	14,504.01	27	\$	17,845.17	\$	15,218.77	28	\$	12,192.47	\$	89,942.79	\$	120,129.26
WINCH LAS VEGAS INC	Form 5500 Non Filed	2740 MONTESQUE ST STE 200	LAS VEGAS	NV	89117	10	\$	9,186.47	\$	11,564.55	15	\$	21,712.10	\$	17,504.81	25	\$	10,899.34	\$	91,139.37	\$	120,096.71
PK SPARKS LLC	Form 5500 Non Filed	9600 SW OAK ST STE #50	PORTLAND	OR	97224	14	\$	17,254.46	\$	68,991.78	26	\$	14,075.48	\$	21,681.49	45	\$	10,326.45	\$	91,627.48	\$	119,916.61
MERRIS CASINO RESORT LLC	Form 5500 Non Filed	PO BOX 178988 COMP UNITY	RENO	ND	89701	28	\$	14,411.46	\$	88,620.79	10	\$	6,432.42	\$	1,497.45	46	\$	21,474.90	\$	100,414.16	\$	120,874.11
PKS MANAGING INC	Form 5500 Non Filed	3040 ELEVATION BLVD	SHAWNEE CITY	NE	68401	14	\$	12,117.11	\$	76,366.11	18	\$	9,104.94	\$	14,621.19	14	\$	20,214.90	\$	120,716.87	\$	120,716.87
SHAWNEE TRAILS LLC	Form 5500 Non Filed	1600 CANTRELLE BLVD	LEWISTON	NE	68501	14	\$	6,991.74	\$	16,618.04	21	\$	14,547.52	\$	16,450.42	48	\$	22,528.11	\$	95,042.58	\$	120,561.38
B & F INC	Form 5500 Non Filed	800 W WARM SPRINGS RD # 100	HENDERSON	NV	89111	17	\$	8,281.10	\$	37,429.70	17	\$	26,120.70	\$	49,624.40	14	\$	14,382.67	\$	87,054.47	\$	120,466.80
GO PERSONAL CARE LLC	Form 5500 Non Filed	80 BOX 43753	LAS VEGAS	NV	89116	21	\$	12,229.71	\$	88,071.18	11	\$	7,464.43	\$	11,550.61	14	\$	10,683.50	\$	103,500.37	\$	120,351.27
SEC SERVICE SERVICES INC	Form 5500 Non Filed	80 BOX 7900	LAS VEGAS	NV	89125	17	\$	15,803.45	\$	78,403.25	7	\$	5,627.18	\$	21,510.64	24	\$	21,430.63	\$	99,913.81	\$	120,344.52
NAV MANUFACTURING LLC	64 or 60 Benefits Provided	4720 N LAMB BLVD	LAS VEGAS	NV	89115	18	\$	10,791.02	\$	84,581.77	23	\$	8,105.83	\$	17,881.81	14	\$	18,894.85	\$	102,434.58	\$	120,119.43
MIDWEST MOTOR SUPPLY CO	64 or 60 Benefits Provided	4800 ROBERTS DR	COLUMBUS	IN	47218	17	\$	10,702.10	\$	74,301.15	18	\$	11,611.42	\$	24,690.11	15	\$	22,813.97	\$	99,005.04	\$	120,115.01
MIDANA NURSERY	Member 64 or 60 Benefits Provided	1100 W MIDANA LANE	RENO	NV	89220	16	\$	18,180.10	\$	30,464.13	14	\$	6,117.12	\$	11,519.97	35	\$	24,929.47	\$	96,981.29	\$	120,288.70
JOHN WATSON INC	Form 5500 Non Filed	1000 W 4TH AVE #200	PHOENIX	AZ	85016	28	\$	11,412.10	\$	24,929.78	48	\$	26,978.78	\$	16,978.78	48	\$	26,978.78	\$	120,217.28	\$	120,217.28
CELESTIAL QUOTE INVESTMENTS LLC	Form 5500 Non Filed	1011 NW HENDERSON RIDGE AVE	HENDERSON	NV	89051	25	\$	14,442.10	\$	17,650.10	25	\$	16,937.10	\$	11,521.10	41	\$	19,128.10	\$	61,326.10	\$	120,126.10
BOZART LONGYEAR COMPANY	Member 64 or 60 Benefits Provided	PO BOX 283 NUC EXPRESS	ST LOUIS	MO	63166	26	\$	15,778.10	\$	54,324.10	12	\$	17,028.10	\$	14,019.10	12	\$	12,813.10	\$	88,514.10	\$	120,128.10
STREPPING STONES CHILDREN'S ACADEMY LLC	Form 5500 Non Filed	700 MANCINI DR NORTH DR	NORTH LAS VEGAS	NV	89011	14	\$	14,121.10	\$	42,251.17	21	\$	16,575.11	\$	28,130.40	43	\$	10,821.80	\$	96,453.10	\$	121,144.86
BEMO BARBERS USA INC	64 or 60 Benefits Provided	PO BOX 323 NUC EXPRESS	ST LOUIS	MO	63166	14	\$	6,194.10	\$	11,994.10	21	\$	11,013.17	\$	16,788.17	17	\$	12,286.17	\$	119,718.17	\$	121,020.93
AMD GO CONCEPTS LLC	64 or 60 Benefits Provided	5555 S VAN BUREN ST STE 215	PHOENIX	AZ	85034	21	\$	9,705.78	\$	42,456.17	27	\$	18,873.17	\$	48,854.82	48	\$	25,739.15	\$	93,134.59	\$	120,894.14
ORNDORF SRF OPERATIONS, LLC	Form 5500 Non Filed	4601 NE 77TH AVE STE 300	VANCOUVER	WA	98042	25	\$	10,200.10	\$	78,228.10	24	\$	8,888.10	\$	18,085.11	49	\$	24,583.10	\$	96,239.10	\$	120,876.75
TOWN CENTER AMUSEMENTS INC	Form 5500 Non Filed	PO BOX 283 NUC EXPRESS	ST LOUIS	MO	63166	26	\$	10,618.10	\$	64,671.10	20	\$	6,794.10	\$	16,544.10	39	\$	10,442.10	\$	101,221.10	\$	120,694.18
ZANASADIA INC	Form 5500 Non Filed	1405 S RUSSELL RD STE 208	LAS VEGAS	NV	89113	16	\$	10,618.10	\$	46,769.10	3	\$	11,220.10	\$	11,029.10	25	\$	22,701.10	\$	97,862.10	\$	120,657.10
GREAT MAIN RIDGE INC	Form 5500 Non Filed	P O BOX 300	ROCKY	WY	82401	14	\$	11,113.10	\$	17,650.10	10	\$	10,768.10	\$	19,461.10	10	\$	18,002.10	\$	101,002.10	\$	120,616.10
WESTERN SUE PROPERTIES	64 or 60 Benefits Provided	1 SPECTRUM POINTS CT D10	LEWIS FOREST	CA	92033	27	\$	22,391.10	\$	79,205.14	24	\$	11,940.10	\$	22,312.10	13	\$	24,241.10	\$	96,213.10	\$	120,586.10
ASPH PHARMACIES & CO	Form 5500 Non Filed	200 PARK AVE STE 300	FURNHAM PARK	ND	58793	17	\$	14,760.11	\$	72,125.14	21	\$	10,108.10	\$	23,541.10	18	\$	24,819.10	\$	95,684.10	\$	120,583.10
STELLAR LOGISTICS NV LLC	Form 5500 Non Filed	84 AFRICOT RIDGE AVE	LAS VEGAS	NV	89183	14	\$	8,222.10	\$	18,375.10	14	\$	18,870.10	\$	15,222.10	18	\$	27,028.10	\$	93,108.10	\$	120,491.10
WHITE PINE COUNTY SCHOOL DIST	Form 5500 Non Filed	1135 AVE C N.E. FELDING	ELY	NV	89511	21	\$	5,470.11	\$	14,868.11	24	\$	28,816.12	\$	10,881.10	35	\$	14,530.10	\$	85,716.10	\$	120,258.79
FRESH DINING CONCEPTS LLC	64 or 60 Benefits Provided	1600 PONCE DE LEON BLVD FL 10	CORAL GABLES	FL	33134	14	\$	8,120.10	\$	11,321.10	11	\$	21,708.10	\$	14,014.11	10	\$	10,900.10	\$	89,136.10	\$	120,217.45
LAS VEGAS RAMP	Form 5500 Non Filed	4075 S POST RD	LAS VEGAS	NV	89120	14	\$	11,778.10	\$	16,949.10	7	\$	5,105.10	\$	8,641.10	15	\$	16,879.10	\$	103,146.10	\$	120,229.10
GRIFFINAN COLLEGERE RABT & BART	Member 64 or 60 Benefits Provided	2770 S HANDELWAY PKWY STE 200	LAS VEGAS	NV	89120	14	\$	15,147.10	\$	12,909.10	14	\$	6,829.10	\$	14,915.10	10	\$	22,729.10	\$	97,244.10	\$	120,099.10
ELMWOOD SERVICE	Form 5500 Non Filed	4100 S OAKWOOD	LAVANOR	PA	15087	14	\$	20,744.10	\$	16,946.10	11	\$	10,892.10	\$	10,892.10	17	\$	30,901.10	\$	98,017.10	\$	120,019.10
RESIDENT GENERAL HOSPITAL	Form 5500 Non Filed	300 S 31ST	HAWTHORNE	NV	89115	28	\$	6,616.10	\$	17,050.10	16	\$	13,871.10	\$	16,610.10	16	\$	21,388.10	\$	96,015.10	\$	120,953.84
LAS SUMMERLAND	Form 5500 Non Filed	1																				

Appendix

THE OF NV AT HEARTHYSTONE LLC	Form 5500 Non-Filed	PO BOX 280220 NASHVILLE TN 37208	21	5	26,695.57	72,885.42	10	5	6,080.00	5	16,910.08	42	5	24,530.01	5	93,877.00	5	134,607.61
BRIGHTON HOSPICE NEVADA, LLC	Form 5500 Non-Filed	880 S MORRICE ST STE 808 LAS VEGAS NV 89103	17	5	18,939.03	87,339.05	25	5	10,905.45	5	21,283.23	42	5	27,844.83	5	88,481.23	5	116,326.12
USA DURETTE MD PLLC	Form 5500 Non-Filed	PO BOX 82015 LAS VEGAS NV 89108	22	5	11,014.51	88,947.81	20	5	12,966.52	5	23,810.55	48	5	24,030.06	5	92,281.04	5	116,294.04
CHARRON KIDS LLC	Form 5500 Non-Filed	2830 S CHARRON RD LAS VEGAS NV 89117	18	5	12,886.81	56,774.38	24	5	14,207.15	5	13,394.91	45	5	28,093.46	5	88,180.26	5	116,264.75
REVUE BRANDS LLC	Form 5500 Non-Filed	2300 WINGFIELD MILLS RD SPANISH LAS VEGAS NV 89102	28	5	10,222.04	75,792.20	28	5	6,544.12	5	20,241.46	55	5	20,500.50	5	95,623.01	5	116,190.10
UNIVERSITY TRANSPORTATION SERVICES LLC	Form 5500 Non-Filed	1112 S JONES LAS VEGAS NV 89102	28	5	11,270.00	82,221.00	25	5	12,270.00	5	22,260.00	45	5	22,260.00	5	92,080.00	5	116,100.00
15 NATIONAL VENDORIAL CARE LLC	Form 5500 Non-Filed	280 S LINDALEY WEST BLDG STE 4 LAS VEGAS NV 89102	21	5	6,452.48	53,232.00	27	5	10,511.33	5	14,673.52	13	5	24,434.61	5	80,238.00	5	115,773.00
FREDAY AUTOMOBILE GROUP INC	Form 5500 Non-Filed	1325 W SHERBOUR AV LAS VEGAS NV 89146	25	5	14,819.97	57,373.81	14	5	14,830.14	5	14,462.38	38	5	27,754.13	5	88,284.04	5	115,738.50
CONAGRA FOODS FACTORY FOODS LLC	Form 5500 Non-Filed	11 CONAGRA DR OMAHA NE 68102	34	5	14,000.04	12,200.16	11	5	17,201.05	5	11,600.00	49	5	31,000.00	5	83,800.00	5	115,700.05
NEVADA CONTRACT CAREET INC	Form 5500 Non-Filed	8840 W PATRICK LN LAS VEGAS NV 89138	21	5	9,287.33	89,631.76	21	5	10,708.11	5	25,900.47	41	5	19,976.05	5	95,670.71	5	115,670.80
LIFE EXTENSION FOUNDATION BUYERS CLUB INC	64 or 40 Benefits Provided	9000 W COMMERCIAL BLVD FORT LAUDERDALE FL 33309	21	5	13,972.08	86,516.85	17	5	10,723.82	5	24,538.80	40	5	24,695.99	5	90,955.82	5	115,551.83
DECS LLC	Form 5500 Non-Filed	8635 W BACALUA AVE STE 1640 LAS VEGAS NV 89118	17	5	8,047.87	49,300.75	20	5	14,561.42	5	14,640.41	45	5	24,638.64	5	92,735.75	5	115,344.99
ESQURO ACADEMY	Form 5500 Non-Filed	4131 S BONAVILLE DR LAS VEGAS NV 89103	18	5	6,066.58	48,118.16	17	5	13,134.41	5	47,201.20	31	5	59,981.22	5	95,139.20	5	115,300.61
HOFF LEVEL DESIGN & MILLWORK IN	64 or 40 Benefits Provided	22505 SHOWCASE FRONY B-203 HOUSTON TX 77058	18	5	9,127.20	48,851.18	21	5	13,673.18	5	24,900.46	40	5	22,900.46	5	95,221.11	5	115,223.17
GENEPRO INC	Form 5500 Non-Filed	4000 RAINBOW CENTER DR LAS VEGAS NV 89102	26	5	9,068.00	77,928.10	18	5	7,954.21	5	19,688.70	44	5	17,010.00	5	93,642.00	5	115,164.00
SUNRISE MOUNTAINVIEW MULTISUP	Form 5500 Non-Filed	PO BOX 280220 NASHVILLE TN 37208	21	5	27,920.78	80,802.22	20	5	13,820.44	5	22,028.18	38	5	21,252.22	5	82,907.00	5	115,143.07
IN LAS VEGAS LLC	Form 5500 Non-Filed	8845 ROTTERY CREEK DR LAS VEGAS NV 89128	18	5	17,462.03	58,713.24	20	5	18,838.46	5	25,127.83	39	5	23,839.00	5	83,839.00	5	115,139.58
MARKUS NORTHERN MARKET INC	Form 5500 Non-Filed	1860 N MARTIN LUTHER KING JR BLVD LAS VEGAS NV 89106	19	5	11,051.51	100,821.24	1	5	1,108.12	5	2,154.14	21	5	12,473.90	5	102,646.38	5	115,122.28
WASTE CONNECTIONS INC	Form 5500 Non-Filed	1 WATERWAY SQUARE PL STE 300 THE WOODLANDS TX 77380	21	5	9,385.51	42,463.10	30	5	17,968.06	5	45,465.04	51	5	27,171.68	5	87,561.54	5	115,041.82
BC RETAIL LLC	Form 5500 Non-Filed	8300 MARQUAN AVE WINNIPEGCA MN 55425	14	5	10,214.41	64,300.96	18	5	11,989.38	5	27,881.12	32	5	21,940.78	5	91,388.12	5	115,028.89
HUMBERT GENERAL HOSPITAL	Form 5500 Non-Filed	118 E HAROLD STREET RENO NV 89405	46	5	22,282.20	61,522.57	19	5	10,106.36	5	20,948.56	30	5	32,889.61	5	82,471.25	5	114,890.79
CAMPBELL CONSTRUCTION CO INC	Neither 40 or 40 Benefits Provided	7706 WHEATY TRAIL ST LAS VEGAS NV 89123	29	5	12,800.00	70,948.11	14	5	8,672.12	5	14,743.73	43	5	24,510.26	5	95,801.26	5	114,848.24
CLARKS BARBER SHOP UNION	64 or 40 Benefits Provided	PO BOX 5800 LAS VEGAS NV 89103	29	5	12,174.40	68,300.16	17	5	9,200.14	5	23,447.10	17	5	23,447.10	5	92,447.60	5	114,837.60
D. & P. FISH FOOD LLC	Form 5500 Non-Filed	1200 SHERMAN WAY #138 RENO NV 89501	28	5	16,200.00	55,214.00	28	5	14,837.00	5	28,200.00	33	5	31,667.11	5	81,732.00	5	114,777.78
PACIFICA 3D MANAGEMENT LP	Form 5500 Non-Filed	1775 HANCOCK ST SAN DIEGO CA 92101	38	5	12,153.08	90,261.34	21	5	10,948.47	5	21,342.00	41	5	21,342.00	5	93,604.04	5	114,707.14
SIGNATURE LIGHT SUPPORT LLC	Form 5500 Non-Filed	11845 VETERANS WAY STE 800 ORLANDO FL 32817	21	5	12,778.71	58,772.16	14	5	14,933.56	5	28,608.00	37	5	27,693.29	5	86,976.24	5	114,667.53
BENTONLY NORTH AMERICA	64 or 40 Benefits Provided	1125 BERNHARD BLVD STE 100 WYOMING PA 19003	28	5	7,478.13	58,428.66	23	5	15,808.05	5	13,851.50	43	5	21,286.78	5	93,286.25	5	114,567.03
PROTRAIL LLC	Form 5500 Non-Filed	4314 S ALEXANDER DR LAS VEGAS NV 89115	17	5	12,098.14	56,678.83	17	5	11,136.11	5	13,604.13	34	5	14,214.94	5	90,201.17	5	114,516.11
BB LOGISTICS INC	Form 5500 Non-Filed	8720 N HIGHLAND WAY STE 145-206 LAS VEGAS NV 89148	28	5	10,654.45	63,299.19	20	5	11,136.12	5	28,211.00	45	5	21,781.23	5	92,008.00	5	114,389.00
LEGACY FUNERAL GROUP LLC	64 or 40 Benefits Provided	PO BOX 8674 NASHVILLE TN 37208	28	5	13,104.00	59,876.26	28	5	13,870.26	5	29,426.21	53	5	25,104.58	5	98,140.41	5	114,329.03
EMERY	Form 5500 Non-Filed	4770 ROCKY MOUNTAIN BLVD MOJO AZ 85206	28	5	12,800.00	67,727.18	24	5	15,100.00	5	22,221.28	25	5	24,400.00	5	94,600.00	5	114,200.00
BE LAS VEGAS HOLDINGS LLC	Form 5500 Non-Filed	1010 S LEE BLVD LAS VEGAS NV 89102	28	5	10,044.20	56,712.10	18	5	13,710.00	5	17,527.87	13	5	23,710.00	5	89,252.10	5	114,210.22
MICHAELSON PROPA CORPORATION	Form 5500 Non-Filed	3001 W CRAIG RD LAS VEGAS NV 89120	25	5	12,014.12	51,263.84	18	5	11,720.29	5	12,594.75	42	5	26,245.22	5	87,020.22	5	114,100.00
ALWAYS FOR YOU HOME CARE SERVICES LLC	Form 5500 Non-Filed	825 S SANDHILL DR STE 112 LAS VEGAS NV 89121	14	5	13,018.97	53,857.60	15	5	16,423.25	5	32,252.23	28	5	28,842.22	5	88,130.25	5	114,152.64
ELLIOTT AUTO SUPPLY CO INC	64 or 40 Benefits Provided	1180 CORPORATE CENTER 8000 FARGO MN 55121	14	5	9,710.88	77,300.16	11	5	8,460.49	5	11,931.38	18	5	14,946.36	5	94,000.36	5	114,000.32
LEARN IT SYSTEMS LLC	64 or 40 Benefits Provided	9000 CLIFFER MILL RD BALTIMORE MD 21211	21	5	10,648.94	58,667.72	25	5	16,387.24	5	18,112.47	46	5	27,036.18	5	86,760.39	5	113,816.57
EBAS ENTERPRISES LLC SERIES B	Form 5500 Non-Filed	3645 W OAKDALE DR LAS VEGAS NV 89118	14	5	10,655.05	68,344.89	16	5	10,002.46	5	22,647.91	32	5	22,647.91	5	95,090.80	5	113,789.79
TY PAINTING AND DRYNAL	Form 5500 Non-Filed	2084 MONROE ST LAS VEGAS NV 89103	18	5	7,297.71	54,842.52	26	5	12,124.42	5	18,745.65	45	5	20,291.92	5	93,888.47	5	113,684.59
MP MINERALLS LLC	Form 5500 Non-Filed	1780 LANTANA DR #2000 RENO NV 89501	18	5	9,837.88	48,000.00	20	5	11,818.24	5	28,796.17	30	5	14,932.23	5	94,780.70	5	113,639.00
LEHMAN OFFICE NATIONAL FOOD	64 or 40 Benefits Provided	10015 N GARDNER HWY LAS VEGAS NV 89131	28	5	11,841.18	68,761.46	18	5	9,330.46	5	21,241.13	13	5	21,241.13	5	93,487.46	5	113,612.80
MORGAN SUNDAL LLC	Form 5500 Non-Filed	1550 F SERRA AVE LAS VEGAS NV 89113	28	5	8,902.88	55,561.30	24	5	11,101.51	5	18,213.73	46	5	27,732.31	5	91,776.00	5	113,498.80
24/7 HOME HEALTH CARE INC	Form 5500 Non-Filed	2001 S JONES BLVD STE 4 LAS VEGAS NV 89148	15	5	8,147.13	77,495.09	12	5	6,449.71	5	14,556.86	27	5	14,556.86	5	94,304.34	5	113,498.20
ESB IT	Form 5500 Non-Filed	2230 CORPORATE CENTER STE 200 HENDERSON NV 89014	21	5	15,178.21	85,700.01	4	5	4,100.10	5	7,954.66	28	5	18,771.76	5	93,662.07	5	113,434.43
HRB RESOURCES LLC	Form 5500 Non-Filed	11 HAND R BUCKE HWY KANSAS CITY MO 64105	11	5	6,756.11	62,789.45	11	5	14,574.45	5	21,020.14	22	5	21,500.00	5	93,811.13	5	113,373.19
ALLIANCE FOR CHILDHOOD DISEASES	64 or 40 Benefits Provided	15370 N TROPICANA AVE STE 150-212 LAS VEGAS NV 89134	21	5	9,094.14	44,444.13	23	5	16,895.05	5	43,921.34	18	5	19,979.22	5	87,307.47	5	113,346.68
ELV SHOWROOM TRIBE	Form 5500 Non-Filed	505 S ROCKY HWY ELV NV 89901	11	5	7,408.43	65,949.48	12	5	7,884.75	5	12,111.23	29	5	15,271.99	5	98,008.04	5	113,314.33
WESTVIEW INC LLC	Form 5500 Non-Filed	1705 WILEY CENTER RD LAS VEGAS NV 89124	18	5	11,770.00	48,044.00	14	5	13,438.00	5	18,979.11	28	5	24,900.00	5	87,000.00	5	113,300.00
RECON INC	Form 5500 Non-Filed	1708 S GARDNER AVE #400 LAS VEGAS NV 89102	28	5	7,400.00	49,780.00	17	5	10,800.00	5	16,440.00	17	5	16,440.00	5	90,660.00	5	113,270.00
IF HANSON INC	Form 5500 Non-Filed	3710 DEWANEY HILLS HWY STE 100 LAS VEGAS NV 89102	18	5	12,126.74	60,823.11	20	5	15,001.05	5	19,627.44	41	5	17,640.18	5	95,464.00	5	113,054.00
SUNRUN INSTALLATION SERVICES	Form 5500 Non-Filed	775 BIRDO LN #200 SAN LEAN DRP CA 94041	21	5	9,118.40	43,471.67	30	5	16,787.80	5	40,655.00	51	5	28,960.20	5	84,127.00	5	113,033.42
COMPARISONCARE HOSPICE VCL	Form 5500 Non-Filed	1842 W SARDERA AVE LAS VEGAS NV 89117	14	5	13,793.95	62,372.66	18	5	11,201.75	5	15,011.64	34	5	19,910.00	5	87,972.15	5	113,014.05
PARALLON REVENUE CYCLE SERVICES, INC	Form 5500 Non-Filed	1 PARK PLAZ LAS VEGAS NV 89103	17	5	13,358.08	85,408.28	17	5	11,512.05	5	27,624.86	18	5	14,871.98	5	88,032.22	5	113,005.15
PIZZA ROCK V LLC	Form 5500 Non-Filed	PO BOX 30520 LAS GATOS CA 95030	19	5	8,938.12	61,851.08	20	5	11,139.45	5	27,754.09	39						

Appendix

ALLWORK INC	Form 5500 Non-Filed	1000 KING GEORGE ROAD RD STE 505	EDISON	NJ	08837	21	\$	15,933.21	\$	22,060.65	11	\$	1,887.06	\$	15,933.21	10	\$	22,499.21	\$	87,242.21	\$	159,760.66
ENDOWERS HOME HEALTH OF THE	Form 5500 Non-Filed	6888 N CENTRAL AVE	DALLAS	TX	75206	19	\$	10,801.76	\$	16,524.82	13	\$	1,921.21	\$	5,688.97	12	\$	13,522.92	\$	97,211.26	\$	189,734.51
ORAS AFTERHOURS LLC	Form 5500 Non-Filed	1139 W RUSSELL RD STE 200	LAS VEGAS	NV	89148	22	\$	17,581.22	\$	17,581.22	23	\$	11,336.19	\$	28,426.44	43	\$	2,025.08	\$	86,022.04	\$	105,627.74
PEOPLE & NORTH AMERICA LLC	Form 5500 Non-Filed	PO BOX 280200 N/HOMERIGHTS	NASHVILLE	TN	37208	24	\$	15,046.41	\$	17,077.81	28	\$	14,763.79	\$	25,361.38	35	\$	27,140.79	\$	84,246.42	\$	109,684.13
SHARON MANAGEMENT LLC	Form 5500 Non-Filed	201 S MANCINI DR #164	LAS VEGAS	NV	89128	26	\$	9,983.03	\$	26,328.13	10	\$	5,128.41	\$	16,161.90	20	\$	15,091.51	\$	94,694.01	\$	109,583.26
SHYLYN HEALTH CENTER INC	44 or 45 Beneficial Provided	PO BOX 502 CHOCOMAHO	NASHVILLE	TN	37204	28	\$	11,942.88	\$	16,201.28	15	\$	6,291.48	\$	12,089.48	17	\$	24,614.06	\$	24,614.06	\$	104,937.46
SI PERSONAL CARE LTD	Form 5500 Non-Filed	800 N CENTER BLVD STE 1004	LAS VEGAS	NV	89101	25	\$	6,933.18	\$	20,200.10	11	\$	5,647.11	\$	10,847.40	13	\$	16,581.72	\$	63,847.41	\$	105,651.21
MORNING AND PERSONAL CARE LLC	Form 5500 Non-Filed	5020 ALTA DR	LAS VEGAS	NV	89167	14	\$	15,462.51	\$	47,487.40	11	\$	5,988.11	\$	20,488.02	23	\$	21,470.42	\$	87,913.42	\$	109,384.44
FREWAY INSURANCE SERVICES AMERICA	Form 5500 Non-Filed	7711 CENTER AVE STE 200	HUNTINGTON BEACH	CA	92641	22	\$	13,887.81	\$	49,879.89	24	\$	17,185.71	\$	31,103.88	30	\$	28,272.32	\$	83,078.81	\$	109,355.19
WHITNEY PEAK HOTEL	Form 5500 Non-Filed	255 N VIRGINIA ST	RENO	NV	89501	19	\$	11,584.71	\$	75,627.21	11	\$	5,906.11	\$	16,101.38	18	\$	17,481.28	\$	91,817.28	\$	109,308.86
INTERMOUNTAIN EMPLOYMENT SERVICE	44 or 45 Beneficial Provided	450 E 1000 N	NORTH SALT LAKE	UT	84054	14	\$	12,470.71	\$	11,920.60	17	\$	13,887.51	\$	13,536.84	28	\$	25,878.25	\$	83,437.45	\$	109,295.70
TOTAL QUALITY LOGISTICS LLC	44 or 45 Beneficial Provided	PO BOX 96684	HOUSTON	TX	77064	22	\$	9,968.44	\$	46,228.15	29	\$	14,229.48	\$	16,688.00	47	\$	24,831.22	\$	84,865.75	\$	109,279.87
VIN SAUVAGE LLC	Form 5500 Non-Filed	4850 W SUNSET RD STE 0	LAS VEGAS	NV	89118	18	\$	9,189.12	\$	48,650.19	22	\$	18,117.22	\$	23,891.75	36	\$	27,528.48	\$	81,544.13	\$	109,091.63
AMBERIDGE EMPLOYEE SERVICE CORP	Form 5500 Non-Filed	3853 GLEATY CR #100	PLANO	TX	75084	16	\$	6,187.17	\$	43,993.13	13	\$	18,147.48	\$	41,791.26	29	\$	24,934.57	\$	84,054.10	\$	109,089.10
EDUCATION HOTEL AND CASINO INC	Form 5500 Non-Filed	PO BOX 171881 N/ANNEX UNIT	DENVER	CO	80217	26	\$	9,137.28	\$	49,721.70	26	\$	12,188.41	\$	19,221.52	32	\$	20,519.19	\$	88,921.16	\$	109,076.46
LAS VEGAZQUEZ MEDICAL	Form 5500 Non-Filed	2864 MYRTLE CT	LAS VEGAS	NV	89123	28	\$	10,242.41	\$	52,273.31	30	\$	20,077.01	\$	30,493.32	46	\$	25,244.49	\$	82,676.46	\$	109,071.43
CAPITAL FORD INC	Form 5500 Non-Filed	3840 S CARSON CT	CARSON CITY	NV	89101	29	\$	14,479.41	\$	52,412.40	20	\$	14,408.41	\$	28,889.42	45	\$	28,889.42	\$	78,913.42	\$	109,033.44
ASSOCIATED RETAIL OPERATIONAL INC	Form 5500 Non-Filed	1800 W 2000 S	SALT LAKE CITY	UT	84119	18	\$	7,418.41	\$	46,351.13	22	\$	11,935.17	\$	16,827.43	45	\$	21,388.97	\$	81,179.17	\$	109,048.04
NEVADA FINE WINE & SPIRITS LLC	Form 5500 Non-Filed	6600 ROCKLEGGE DR STE 120	BETHESDA	MD	20811	24	\$	8,479.21	\$	45,681.13	21	\$	9,084.12	\$	24,621.79	43	\$	17,983.17	\$	90,266.17	\$	109,268.14
VIX LAS VEGAS NV LLC	Form 5500 Non-Filed	7347 E GREENWAY FARMWAY 800	SCOTTSDALE	AZ	85254	24	\$	14,496.11	\$	47,221.12	21	\$	8,048.22	\$	18,610.49	45	\$	21,281.44	\$	85,532.44	\$	109,168.44
TRADERMEN INTERNATIONAL INC	44 or 45 Beneficial Provided	9780 SHERPA DR	MCDONOUGH	OH	44866	14	\$	11,617.17	\$	48,007.17	8	\$	2,846.12	\$	4,688.11	22	\$	14,461.17	\$	93,095.16	\$	109,157.17
AMV INC	Form 5500 Non-Filed	1777 W CENTER ST	CARSON CITY	NV	89109	16	\$	10,429.17	\$	49,994.16	4	\$	1,139.12	\$	15,529.74	45	\$	13,979.16	\$	94,109.16	\$	109,139.16
TUMBER STONE GROUP INC	Form 5500 Non-Filed	204 W BROADWAY AVE 307 2ND	CARSON CITY	NV	89101	24	\$	20,126.17	\$	29,206.17	19	\$	7,108.14	\$	11,317.14	29	\$	36,141.14	\$	71,141.14	\$	109,141.14
BARNES & NOBLE BOOKS (USA)	Form 5500 Non-Filed	1440 OLD COUNTRY RD	WESTYURK	NV	89190	14	\$	7,414.14	\$	49,944.13	20	\$	15,442.17	\$	17,228.17	37	\$	20,517.17	\$	81,171.17	\$	109,060.17
ZEVITY LLC	Form 5500 Non-Filed	24 S EDNES BLVD	LAS VEGAS	NV	89167	16	\$	18,108.16	\$	7,804.16	12	\$	5,108.17	\$	12,851.16	40	\$	21,512.16	\$	86,456.16	\$	109,074.16
VERAS HOME & HEALTH CARE LLC	Form 5500 Non-Filed	1600 E DESERT INN RD #284	LAS VEGAS	NV	89169	14	\$	6,904.14	\$	13,886.97	11	\$	16,775.16	\$	11,534.91	25	\$	17,677.16	\$	84,201.16	\$	109,079.16
BDI CORPORATION	Form 5500 Non-Filed	4645 AUDEN RD	LAS VEGAS	NV	89133	17	\$	17,317.16	\$	18,946.16	5	\$	2,376.12	\$	6,109.12	22	\$	13,583.16	\$	88,141.12	\$	109,737.16
SO LLC	Form 5500 Non-Filed	4575 W 4250 RD #100	LAS VEGAS	NV	89118	18	\$	17,421.18	\$	49,534.16	19	\$	10,984.15	\$	14,608.10	32	\$	21,498.15	\$	84,141.15	\$	109,752.16
DALE DELAWARE INC	Form 5500 Non-Filed	375 GLENET DR	FARMINGDALE	NV	89131	26	\$	10,296.10	\$	48,801.15	12	\$	8,558.41	\$	18,778.14	38	\$	18,884.14	\$	88,579.48	\$	109,454.48
WESTERN MANAGEMENT GROUP LLC	Form 5500 Non-Filed	P.O. BOX 8000	LAS VEGAS	NV	89100	26	\$	11,627.15	\$	22,881.15	16	\$	6,922.12	\$	15,529.74	45	\$	18,977.14	\$	88,189.14	\$	109,284.14
STERLING EMPLOYERS INC	44 or 45 Beneficial Provided	375 GLENET DR	FARMINGDALE	NV	89131	26	\$	10,029.10	\$	49,297.14	46	\$	17,097.17	\$	19,297.17	50	\$	17,097.17	\$	88,297.17	\$	109,297.17
DL TEXAS RESTAURANTS LLC	Form 5500 Non-Filed	8202 W SPRING CREEK RD STE 205	PLANO	TX	75024	27	\$	15,943.17	\$	43,899.16	12	\$	11,026.16	\$	18,446.16	42	\$	26,982.17	\$	105,148.17	\$	109,112.12
LIVY CAR WASH LLC	Form 5500 Non-Filed	2218 S WILLIAMS ROAD RD STE 205	GILBERT	AZ	85205	27	\$	12,247.17	\$	49,974.16	12	\$	10,174.12	\$	16,676.66	44	\$	24,243.16	\$	84,649.12	\$	109,074.12
BETRO HOLDINGS LLC	44 or 45 Beneficial Provided	PO BOX 7380 N/SMYTH	CARSON CITY	NV	89130	14	\$	12,187.14	\$	70,578.14	14	\$	7,108.15	\$	16,871.17	17	\$	15,381.15	\$	87,456.15	\$	109,042.16
TEC SERVICES LLC	Form 5500 Non-Filed	5401 VIRGINIA WAY	BRENTWOOD	TN	37027	24	\$	10,777.24	\$	84,641.69	4	\$	1,411.17	\$	10,938.40	28	\$	11,789.09	\$	95,038.09	\$	109,825.18
PEP BOYS MANNY MOCK & ASSOC CAL	Form 5500 Non-Filed	PO BOX 288 TULAC EXPRESS	ST LOUIS	MO	63166	24	\$	10,233.24	\$	46,129.46	16	\$	11,227.17	\$	22,871.17	31	\$	23,979.16	\$	82,501.16	\$	109,481.16
GREAT WESTERN AIR LLC	Form 5500 Non-Filed	275 S TROPICANA BLVD	LAS VEGAS	NV	89109	22	\$	13,302.19	\$	46,221.14	18	\$	10,881.19	\$	20,919.18	41	\$	25,384.49	\$	80,979.49	\$	109,364.48
AMMAY WINDOWS & DOORS, LLC	Form 5500 Non-Filed	1820 MARKET ST	PEEA	PA	19201	16	\$	9,124.16	\$	46,292.13	20	\$	11,620.14	\$	21,627.17	38	\$	29,917.17	\$	85,417.17	\$	109,237.17
BARBERIS INC	Form 5500 Non-Filed	7817 PARKWAY AVE SUITE 220	LAS VEGAS	NV	89131	26	\$	11,881.16	\$	46,928.13	18	\$	10,176.11	\$	18,791.16	48	\$	21,049.16	\$	78,836.16	\$	109,268.16
PROFESSIONAL HEALTHCARE STAFFING INC	Form 5500 Non-Filed	2820 W CHARLESTON ROAD STE 36	LAS VEGAS	NV	89103	28	\$	15,517.18	\$	56,462.18	14	\$	11,189.10	\$	21,849.10	32	\$	27,767.17	\$	78,429.18	\$	109,120.18
ORION TOP SUSTAINING LAS VEGAS LLC	Form 5500 Non-Filed	1200 BUILDERS AVE	LAS VEGAS	NV	89101	24	\$	11,547.18	\$	48,889.17	12	\$	10,155.17	\$	17,221.17	28	\$	21,881.17	\$	84,883.17	\$	109,057.18
CLUSTON BUILDING PRODUCTS INC	Form 5500 Non-Filed	PO BOX 66744 TULAC EXPRESS	ST LOUIS	MO	63166	17	\$	6,016.17	\$	30,951.40	21	\$	14,935.18	\$	14,628.11	40	\$	20,588.18	\$	84,971.11	\$	109,918.49
CAMERON MITCHELL RESTAURANTS LLC	44 or 45 Beneficial Provided	880 W NATIONAL BLVD	COLUMBUS	OH	43215	25	\$	12,883.13	\$	47,638.49	15	\$	6,478.18	\$	17,671.17	44	\$	25,542.12	\$	17,671.17	\$	109,871.17
SMOKEY VALLEY MINING DIVISION	Form 5500 Non-Filed	5075 S VERAUCE RD #800	DENVER	CO	80217	29	\$	7,049.29	\$	11,321.14	40	\$	10,166.17	\$	16,901.12	68	\$	17,636.16	\$	88,227.16	\$	109,863.11
LEDORCM INC	Form 5500 Non-Filed	1300-1087 W CORDOVA ST	VANCOUVER	BC	V6C 1K4	14	\$	13,188.14	\$	15,946.14	6	\$	2,446.14	\$	2,614.19	36	\$	27,679.16	\$	78,081.16	\$	109,769.16
EMERSON INTERNATIONAL LLC	Form 5500 Non-Filed	1218 MARKET ST	LAS VEGAS	NV	89101	19	\$	9,020.19	\$	42,482.74	14	\$	14,888.18	\$	7,629.85	35	\$	15,197.12	\$	80,201.12	\$	109,649.10
CONCRETE INC	44 or 45 Beneficial Provided	PO BOX 170881 N/ANNEX UNIT	DENVER	CO	80217	26	\$	11,881.16	\$	46,928.13	18	\$	10,176.11	\$	18,791.16	48	\$	21,049.16	\$	80,147.16	\$	109,417.16
CRS AUTO LLC	Form 5500 Non-Filed	7800 BETHLEHEM	RENO	NV	89501	14	\$	14,550.14	\$	16,944.12	21	\$	12,272.12	\$	17,217.14	48	\$	28,438.14	\$	75,788.14	\$	109,626.14
WORLD CLASS FACILITY SERVICES	Form 5500 Non-Filed	8230 GREYHOUND LANE STE H	LAS VEGAS	NV	89122	14	\$	11,131.14	\$	46,361.14	14	\$	6,281.11	\$	16,679.10	32	\$	19,381.10	\$	86,238.10	\$	109,600.12
GLORIBE AIR SYSTEM INC	Form 5500 Non-Filed	1174 CENTER POINT DR	HENDERSON	NV	8904																	



AMERICAN EXPRESS TRAVEL RELATED SERVICES COMPANY INC	Form 5500 Non-Filed	3405 W BERNING DR STE 15	INDIAN	AZ	85027	14	\$	12,864.25	\$4,469.71	29	\$	15,146.96	\$	29,594.55	41	\$	28,031.21	\$	74,938.56	\$	102,375.11
QUEST EVENTS LLC	44 or 41 Beneficial Provided	2535 DALLAS PKWY STE 201	FRISCO	TX	75034	14	\$	11,199.25	\$1,688.68	13	\$	8,767.05	\$	18,665.00	11	\$	18,927.15	\$	83,954.61	\$	102,321.76
HOLIDAY INN CLUB WILMINGTON	44 or 41 Beneficial Provided	1771 S JOHN YOUNG DR	ORLANDO	FL	32819	27	\$	4,971.08	\$6,791.27	24	\$	12,032.54	\$	48,814.49	52	\$	16,704.00	\$	85,005.05	\$	102,309.97
STANDARD STEEL LIMITED	Form 5500 Non-Filed	8326 W QUINCY RD	LAS VEGAS	NV	89128	18	\$	10,984.94	\$	12	\$	4,322.80	\$	10,565.87	15	\$	16,708.54	\$	86,968.36	\$	102,306.64
SCHMIDT LLC	Form 5500 Non-Filed	2185 WYNN RD	LAS VEGAS	NV	89102	18	\$	17,146.80	\$6,990.41	10	\$	7,524.4	\$	17,120.20	23	\$	24,052.52	\$	77,541.01	\$	102,294.13
EMERY PRODUCTS LLC	44 or 41 Beneficial Provided	8082 S GARDNER HWY	DOVER	NC	28038	28	\$	12,100.00	\$6,260.88	26	\$	24,427.27	\$	12,200.00	26	\$	22,296.26	\$	86,093.02	\$	102,292.02
PERINI INC	Form 5500 Non-Filed	1700 LAS VEGAS BLVD LN	LAS VEGAS	NV	89133	18	\$	10,820.00	\$1,111.36	13	\$	6,132.07	\$	12,047.00	13	\$	16,051.42	\$	85,334.02	\$	102,248.61
EAGLE MANUFACTURING GROUP INC	Form 5500 Non-Filed	1500 MANANTA AVE	WENHAMP	NJ	08090	34	\$	9,841.96	\$8,802.44	14	\$	10,244.24	\$	23,131.00	32	\$	18,935.48	\$	82,204.04	\$	102,230.92
BENEFIELD MANUFACTURING INC	Form 5500 Non-Filed	4649 ARIZONA CRT STE 101	MINNEAPOLIS	MN	55403	33	\$	11,633.51	\$1,475.59	13	\$	8,809.94	\$	18,181.42	32	\$	20,442.96	\$	83,637.01	\$	102,209.97
LLOYD SUGAR	Form 5500 Non-Filed	PO BOX 2928	MYRTLE BEACH	SC	29576	31	\$	10,516.43	\$5,909.99	14	\$	10,145.45	\$	21,108.16	31	\$	21,062.30	\$	89,997.69	\$	102,200.28
BAMBOO SUMMIT LLC	Form 5500 Non-Filed	88 E LAKE AVE PKWY ST 201	HENDERSON	NV	89051	18	\$	13,418.11	\$6,660.84	14	\$	11,151.45	\$	18,181.00	32	\$	24,930.36	\$	77,441.81	\$	102,192.20
ALDOUN WEST LLC	Form 5500 Non-Filed	11371 W WING SPRINGS RD STE B	HENDERSON	NV	89014	14	\$	9,248.25	\$7,654.15	12	\$	8,400.85	\$	16,647.39	26	\$	17,693.83	\$	84,061.05	\$	102,195.15
LOCAL GROWN LLC	Form 5500 Non-Filed	395 S SUNSET RD	LAS VEGAS	NV	89109	22	\$	8,432.43	\$7,824.77	22	\$	14,409.42	\$	24,079.96	42	\$	19,941.85	\$	81,905.71	\$	102,147.58
HEMPFARMER GROUP INC	44 or 41 Beneficial Provided	2920 N MAIN ST	DOVERSD	OH	44601	28	\$	14,439.00	\$6,933.33	13	\$	7,054.48	\$	13,645.50	43	\$	22,494.00	\$	79,245.40	\$	102,049.81
INDUSTRIAL TRAIL	Form 5500 Non-Filed	7125 S BARNHURST BLVD STE 200	LAS VEGAS	NV	89119	26	\$	11,026.75	\$6,628.72	30	\$	16,564.48	\$	16,668.46	42	\$	21,261.29	\$	78,382.29	\$	102,049.42
VENABLE LLC	Form 5500 Non-Filed	2820 W RUSSELL RD STE 300	LAS VEGAS	NV	89094	28	\$	24,232.21	\$7,250.00	12	\$	20,974.75	\$	18,959.90	30	\$	25,626.25	\$	75,906.54	\$	102,027.80
MISSION POINT OF LAS VEGAS LLC	Form 5500 Non-Filed	4800 GRAND MONTECO PARKWY	LAS VEGAS	NV	89149	35	\$	18,958.80	\$8,400.00	18	\$	11,146.00	\$	23,821.83	33	\$	74,422.22	\$	81,528.22	\$	102,028.22
GREAT BUNG	Form 5500 Non-Filed	1370 E TROPICANA	LAS VEGAS	NV	89111	34	\$	6,076.74	\$6,782.73	12	\$	14,109.36	\$	14,062.70	28	\$	20,517.00	\$	85,845.48	\$	102,015.11
SHOWAPP (INDIA) LLC	Form 5500 Non-Filed	159 TEMPLE HILL RD	NEW WINDSOR	NV	12053	24	\$	8,462.27	\$1,706.34	12	\$	6,820.45	\$	14,503.65	23	\$	15,336.67	\$	84,507.59	\$	102,014.66
UNIVERSAL BUILDING MAINTENANCE LLC	Form 5500 Non-Filed	161 WASHINGTON ST STE 800	CONROCHICKEN	PA	19024	29	\$	7,120.01	\$4,095.17	16	\$	6,508.17	\$	20,591.97	36	\$	16,788.75	\$	84,695.74	\$	102,014.49
CLEANING SERVICES INC	Form 5500 Non-Filed	8035 S PATRICK AVE 102	LAS VEGAS	NV	89120	27	\$	9,554.58	\$6,051.28	18	\$	6,192.58	\$	19,529.61	36	\$	19,567.46	\$	85,948.69	\$	102,008.15
WINDFEST EVENTS INC	Neither 44 or 41 Beneficial Provided	PO BOX 796	CAMDEN	VA	23041	18	\$	9,217.97	\$8,781.33	12	\$	8,476.21	\$	23,094.47	30	\$	21,277.42	\$	85,141.02	\$	102,003.27
LAST ONE INDUSTRIES LLC	44 or 41 Beneficial Provided	837 S MAIN STREET	WEST MESA	NM	87011	37	\$	8,000.00	\$6,700.00	17	\$	8,800.00	\$	18,200.00	48	\$	18,200.00	\$	82,300.00	\$	102,000.00
HEAD START NUTRITION LLC	Form 5500 Non-Filed	7111 EASTLAKE AVE	LAS VEGAS	NV	89111	37	\$	4,315.34	\$7,923.11	16	\$	8,933.55	\$	16,838.44	31	\$	18,134.88	\$	85,337.52	\$	102,000.00
WORD PACK USA LLC	Neither 44 or 41 Beneficial Provided	2880 North Lamb Blvd	LAS VEGAS	NV	89115	25	\$	8,112.47	\$7,039.97	14	\$	7,888.47	\$	17,030.00	36	\$	14,039.00	\$	84,039.00	\$	102,000.00
GO CAR WASH MANAGEMENT CORP	44 or 41 Beneficial Provided	1400 C ORCHARD RD STE 2005	GREENWOOD VILLAGE	CO	80111	37	\$	9,883.54	\$5,087.12	20	\$	15,935.90	\$	16,443.82	37	\$	19,833.44	\$	75,737.94	\$	102,007.88
BROADWAYS OPEN AIR MARKETLA	Form 5500 Non-Filed	4605 MACARTHUR CT STE 1420	NEWPORT BEACH	CA	92660	20	\$	8,933.33	\$4,961.93	10	\$	8,837.15	\$	20,204.10	31	\$	18,330.36	\$	85,168.12	\$	102,000.32
DESERT VIEW REMEDIATORS	Form 5500 Non-Filed	8555 S VALLEY VIEW BLVD STE 134	LAS VEGAS	NV	89118	22	\$	9,816.31	\$7,276.33	13	\$	7,007.75	\$	18,905.47	32	\$	18,834.15	\$	84,171.05	\$	102,000.83
CREATIVE TECHNOLOGY GROUP INC	Form 5500 Non-Filed	14000 ARMYA STREET	PANORAMA CITY	CA	91402	22	\$	11,844.61	\$7,650.11	15	\$	7,775.45	\$	18,740.35	35	\$	18,620.78	\$	81,387.60	\$	102,000.78
DEMY WIZARD INTL	Form 5500 Non-Filed	PO BOX 289 TULAC EXPRESS	ST LOUIS	MO	63106	30	\$	7,288.24	\$6,813.40	12	\$	14,025.21	\$	18,774.43	32	\$	21,344.21	\$	79,588.00	\$	102,002.24
EMERY GROUP INC	Form 5500 Non-Filed	10000 WILSON BLVD	PHOENIX AZ	AZ	85049	28	\$	8,400.00	\$6,977.88	28	\$	24,100.23	\$	16,938.33	36	\$	21,946.26	\$	77,566.26	\$	102,000.00
WEST MANAGEMENT CORP	Form 5500 Non-Filed	1112 SHELBY ST APT 17	PHILADELPHIA	PA	19107	25	\$	6,336.04	\$6,823.56	18	\$	12,000.00	\$	12,144.70	48	\$	15,651.27	\$	83,752.12	\$	102,000.00
POWER TRON INDUSTRIES INC	Form 5500 Non-Filed	7520 ANTHONY AVE	CAROLINA GARDEN	CA	92041	27	\$	9,600.00	\$6,534.82	12	\$	3,977.44	\$	26,800.00	40	\$	17,648.24	\$	83,147.24	\$	102,000.00
ENR INC	Form 5500 Non-Filed	1240 PRADO DEL PRADO STE 0112	LAS VEGAS	NV	89102	34	\$	22,275.86	\$4,771.75	5	\$	5,181.05	\$	6,540.91	18	\$	27,827.50	\$	74,931.81	\$	102,000.46
SC FOOD GROUP HOLDCO	Form 5500 Non-Filed	1208 N WOODLAWN ST	WICHITA	KS	67208	31	\$	11,034.58	\$9,923.84	27	\$	11,119.34	\$	21,114.11	34	\$	17,935.42	\$	73,076.31	\$	102,000.31
KELLER MANAGEMENT LLC	Neither 44 or 41 Beneficial Provided	500 N MARKET PLACE DR STE 101	CENTREVILLE	VA	20134	27	\$	10,511.37	\$8,946.99	8	\$	5,771.72	\$	15,049.83	28	\$	17,731.09	\$	83,996.42	\$	102,000.51
CAVOT MANUFACTURING	Form 5500 Non-Filed	3000 Phosphate Dr	RENO	NV	89511	14	\$	11,151.70	\$6,435.14	11	\$	6,044.45	\$	14,698.54	23	\$	17,136.38	\$	83,437.37	\$	102,004.12
CREEK VIEW HOME HEALTH INC	Form 5500 Non-Filed	2950 S FLAMINGO RD STE 10	LAS VEGAS	NV	89121	22	\$	13,474.90	\$7,096.39	13	\$	6,131.97	\$	12,645.58	26	\$	20,660.66	\$	85,541.97	\$	102,000.66
ADGE COLLEGE PARTNERS LLC	Form 5500 Non-Filed	4320 S HIGHLAND WAY UNIT 200B	LAS VEGAS	NV	89147	28	\$	8,051.34	\$4,405.26	24	\$	16,329.21	\$	14,843.22	44	\$	22,171.39	\$	79,221.29	\$	102,007.10
ENLIGHTEN COLLECTION INC	Form 5500 Non-Filed	1400 17TH ST STE 400	DENVER	CO	80202	28	\$	9,807.14	\$3,289.83	18	\$	9,100.16	\$	14,978.13	33	\$	14,978.13	\$	82,188.13	\$	102,008.64
ES SERVICES INC	44 or 41 Beneficial Provided	PO BOX 53003	SPARNO	NV	89013	28	\$	11,185.74	\$6,527.45	26	\$	13,500.00	\$	28,277.97	48	\$	24,736.36	\$	75,832.01	\$	102,006.78
HENDERSON LONG TERM CARE, LLC	Form 5500 Non-Filed	820 RODGERS RD	SPARNO	MD	21162	21	\$	11,123.28	\$7,255.01	11	\$	5,889.47	\$	13,000.40	32	\$	17,612.75	\$	83,521.25	\$	102,004.18
BIG DODS HOSPITALITY OF INC	Form 5500 Non-Filed	8447 N RANCHO DR STE A	LAS VEGAS	NV	89130	28	\$	12,667.25	\$8,325.15	11	\$	7,877.51	\$	13,642.18	31	\$	18,544.96	\$	81,988.81	\$	102,003.79
MARKES LAS VEGAS LLC	Form 5500 Non-Filed	12400 WILBUR BLVD, STE 820	LAS VEGAS	CA	90025	18	\$	9,854.53	\$4,424.86	23	\$	11,808.52	\$	12,887.37	42	\$	16,507.46	\$	74,952.22	\$	102,005.68
AMERICAN THUNDER LLC CRA TEAM CHEVROLET	Form 5500 Non-Filed	1501 CROSSLR DR	LAS VEGAS	NV	89130	22	\$	8,279.89	\$5,533.46	16	\$	10,382.24	\$	26,517.27	38	\$	18,981.13	\$	82,046.71	\$	102,043.88
LAS VEGAS-PLY, LLC	Form 5500 Non-Filed	105N BARTLETT ST #1048	MESOPORT	OR	97045	24	\$	8,091.12	\$5,874.49	17	\$	11,002.07	\$	26,891.36	35	\$	19,643.39	\$	86,616.26	\$	102,014.45
ANDREWS AND WEAVER LP	Form 5500 Non-Filed	1761 S FORT PINNACLE	LAS VEGAS	NV	89188	18	\$	11,423.20	\$8,144.84	16	\$	10,206.12	\$	18,211.15	34	\$	21,914.48	\$	79,297.48	\$	102,004.48
HENDERSON BROTHERS OF NEV INC	Form 5500 Non-Filed	PO BOX 6694 TULAC EXPRESS	LAS VEGAS	NV	89108	28	\$	7,532.00	\$6,406.93	12	\$	12,877.91	\$	14,277.39	48	\$	20,404.49	\$	79,199.49	\$	102,000.00
FREEDSON CLASSICAL ACADEMY INC	Form 5500 Non-Filed	777 ANN RD	NORTH LAS VEGAS	NV	89131	28	\$	10,890.51	\$7,822.30	24	\$	12,140.28	\$	29,647.50	44	\$	22,265.07	\$	75,742.07	\$	102,000.00
MARCO GRAS HEN LTD, THE	Form 5500 Non-Filed	8300 PARADISE RD	LAS VEGAS	NV	89068	35	\$	7,541.17	\$4,025.96	11	\$	12,764.44	\$	25,231.17	28	\$	20,805.61	\$	78,974.14	\$	102,079.74
BOBBERTOWN INC	Form 5500 Non-Filed	10575 HWY 965 NORTH	RENO	NV	89508	15	\$	9,119.61	\$5,250.96	12	\$	6,872.95	\$	15,010.27	24	\$	18				



Appendix

ABACUS BUSINESS CAPITAL, INC.	Form 5500 Non-Filed	718 EMPEROR DR	CITY OF INDUSTRY	CA	91366	21	5	7,743.71	5	56,743.46	15	5	7,899.80	5	24,888.09	18	5	15,643.17	5	83,125.48	5	56,768.05
AMERICAN EYE SUPPLY INC.	Form 5500 Non-Filed	2895 W CARONILLA AVE STE 200A	LAS VEGAS	NV	89118	23	3	10,191.63	5	38,823.21	15	5	8,363.25	5	16,462.46	40	5	16,454.93	5	78,707.67	5	56,762.40
WEST LAS VEGAS SURGERY CENTER LLC	Form 5500 Non-Filed	1130 S VALLEY VIEW BLVD	LAS VEGAS	NV	89102	17	5	10,028.41	5	16,115.10	17	5	11,199.25	5	18,490.95	38	5	22,127.72	5	74,594.92	5	56,722.87
ARFX CONSTRUCTION GROUP INC.	Form 5500 Non-Filed	6340 NEUTRER RD. SUITE A	LOOMIS	CA	95667	7	5	32,781.96	5	42,009.65	7	5	752.87	5	1,207.96	35	5	16,464.62	5	63,217.62	5	56,714.24
SABARA RESTAURANTS INC.	Form 5500 Non-Filed	2735 PROSPECT ST STE 200	LA JOLLA	CA	92037	25	5	30,427.50	5	54,983.20	16	5	13,130.11	5	20,101.20	37	5	23,522.06	5	75,041.21	5	56,598.05
AMERICAN ELECTRIC	Form 5500 Non-Filed	6949 W BEARDSLEY RD STE 200	LAS VEGAS	NV	89148	28	5	7,022.28	5	22,268.67	16	5	9,572.25	5	17,292.26	26	5	20,626.26	5	79,622.26	5	56,522.48
GLAMANT SULLIVAN TRADING, INC.	Form 5500 Non-Filed	213 SHADHAM AVE STE 200	ESCAMPA	NY	12050	1	5	14,522.04	5	16,752.14	1	5	13,621.11	5	18,824.74	1	5	18,824.74	5	65,021.25	5	56,473.03
EE BEAUTY LLC	Form 5500 Non-Filed	PO BOX 283 NUC EXPRESS	ST LOUIS	MO	63166	24	5	10,809.62	5	46,354.77	12	5	6,443.10	5	18,633.22	27	5	17,272.75	5	76,168.39	5	56,462.30
BRUXEL GRANITE CO LLC	Form 5500 Non-Filed	2730 W SUNSET RD	LAS VEGAS	NV	89118	17	5	7,027.17	5	12,946.85	14	5	6,874.07	5	25,980.40	15	5	17,562.78	5	78,934.71	5	56,458.53
CASCADE LIVING GROUP MANAGEMENT, LLC	Form 5500 Non-Filed	18119 N GREEN PINE STE 102	BOYFILL	WA	98011	13	5	10,475.23	5	36,699.82	13	5	7,005.11	5	21,100.17	21	5	18,378.53	5	77,807.11	5	56,395.66
AHC OF LAS VEGAS	Form 5500 Non-Filed	5840 W Summit Rd	LAS VEGAS	NV	89118	18	5	8,985.34	5	41,441.62	10	5	9,486.15	5	15,638.11	24	5	18,171.53	5	77,077.71	5	56,349.28
QUALITY BICYCLE PRODUCTS GMB	Form 5500 Non-Filed	3480 W 205TH ST	BLOOMINGTON	MN	55418	11	5	6,154.54	5	30,389.17	14	5	6,495.44	5	13,008.55	25	5	14,951.98	5	81,238.73	5	56,300.70
SMITH CENTER FOR THE PERFORMING ARTS	Neither 4A or 4J Benefits Provided	3813 SYMPHONY PARK AVE	LAS VEGAS	NV	89109	16	5	9,664.27	5	72,099.56	4	5	1,595.45	5	6,860.95	24	5	10,020.45	5	86,986.47	5	56,245.10
ONE ALC LLC	Form 5500 Non-Filed	1775 THOMAS BULLFINCH	MICIGAN	MI	22002	8	5	9,979.75	5	36,343.54	5	5	1,708.22	5	24,257.17	18	5	15,987.05	5	86,000.21	5	56,208.00
TEAM GROUP, INC.	4A or 4J Benefits Provided	301 S BRICK ST STE 200	ORLANDO	FL	32801	26	5	6,140.28	5	47,268.76	16	5	12,109.49	5	16,097.66	29	5	16,649.20	5	73,324.46	5	56,189.22
CEB INC	Form 5500 Non-Filed	7320 MONROE RENO RD 400	LAS VEGAS	NV	89123	26	5	8,902.12	5	77,042.20	7	5	7,720.75	5	6,216.66	22	5	12,720.88	5	83,126.66	5	56,127.54
SUMMERLIN INC	Form 5500 Non-Filed	27321 PUERTA REAL STE 400	MISSION VIEJO	CA	92691	15	5	8,273.79	5	48,769.56	16	5	11,212.12	5	26,585.51	13	5	19,564.95	5	78,935.95	5	56,058.88
ISL FACILITY SERVICES INC	Form 5500 Non-Filed	PO BOX 103 NUC EXPRESS	ST LOUIS	MO	63166	18	5	5,161.21	5	47,322.13	22	5	11,872.32	5	11,438.14	40	5	17,289.20	5	78,602.27	5	56,050.30
CITY TOWING INC	Form 5500 Non-Filed	16225 CRAWFORD DR	MARIETTA	GA	60068	21	5	14,613.88	5	10,000.00	13	5	7,426.46	5	19,617.05	14	5	21,422.35	5	74,617.32	5	56,039.47
WILLOWWOOD EXPORT SERVICES INC	Form 5500 Non-Filed	23 NORTHFIELD AVE	SOUTH EASTON	MA	02475	18	5	10,200.71	5	64,287.88	11	5	6,037.87	5	13,274.12	29	5	18,227.38	5	77,562.02	5	56,009.14
SAFARI HOSPITALITY INC	4A or 4J Benefits Provided	1125 N HOW HILL DR	CEDAR CITY	NV	89472	17	5	8,184.12	5	46,242.17	15	5	6,396.54	5	17,920.22	32	5	13,562.85	5	82,174.28	5	56,075.24
ARMON V LLC	Form 5500 Non-Filed	2400 VINEWOOD RD	ORLANDO	FL	32811	24	5	9,298.47	5	14,143.33	25	5	12,026.47	5	23,284.04	40	5	21,024.11	5	74,711.21	5	56,049.00
HOUSING AUTHORITY CITY OF RENO	Form 5500 Non-Filed	2125 E CIVIL STREET	RENO	NV	89515	19	5	10,114.94	5	34,843.19	19	5	10,114.94	5	21,961.29	29	5	21,961.29	5	73,844.29	5	56,044.46
CAS DEVELOPMENT COMPANY LLC	Form 5500 Non-Filed	3805 S 1531 ST	SPANISH	NV	89511	26	5	10,389.36	5	42,712.70	17	5	8,887.77	5	17,426.70	27	5	11,276.18	5	64,446.76	5	56,046.86
DEVER LANDS INC	Form 5500 Non-Filed	2901 S HIGHLAND DR #10A	LAS VEGAS	NV	89109	14	5	5,401.41	5	43,247.29	22	5	14,107.00	5	12,283.18	10	5	19,788.43	5	79,838.89	5	56,027.80
WOODLAND FRAMING INC	Form 5500 Non-Filed	4480 W NEVADO DRIVE	LAS VEGAS	NV	89103	13	5	7,493.87	5	39,751.83	24	5	15,855.11	5	13,538.40	16	5	19,285.70	5	72,289.87	5	56,075.57
EVV ENTERPRISES INC	Form 5500 Non-Filed	4885 S FORT ARACHE #105	LAS VEGAS	NV	89148	18	5	11,756.63	5	70,607.40	10	5	6,020.25	5	6,148.00	28	5	15,776.97	5	78,756.20	5	56,022.97
ELURAC SERVICE INC	Neither 4A or 4J Benefits Provided	40 DANBURY RD STE 7	WILTON	CT	06097	19	5	10,279.21	5	41,613.15	8	5	4,326.75	5	18,853.10	27	5	15,116.04	5	80,176.54	5	56,022.38
MILCOR INSULATED PANEL GROUP LLC	Form 5500 Non-Filed	1730 LAKEFRONT DR STE 100	LEWISVILLE	TX	75057	16	5	10,840.80	5	58,794.66	15	5	7,825.14	5	17,781.16	35	5	18,765.94	5	76,584.62	5	56,014.76
ELSDORADO INC	Form 5500 Non-Filed	200 E FREMONT WAY/MSD	LAS VEGAS	NV	89101	18	5	6,007.07	5	40,023.24	15	5	15,163.10	5	11,209.26	25	5	21,120.58	5	74,104.26	5	56,074.89
CITY LIGHT SYSTEM SERVICES	Form 5500 Non-Filed	10000 MARINER PARK	LOS ANGELES	CA	90405	28	5	6,922.28	5	26,446.79	24	5	10,125.26	5	21,217.29	28	5	20,297.76	5	74,260.29	5	56,074.29
MECAL LLC	Form 5500 Non-Filed	7801 W CHELTONVILLE AVE	LAS VEGAS	NV	89117	15	5	6,121.62	5	34,243.25	11	5	14,718.25	5	17,047.56	13	5	22,829.10	5	71,300.25	5	56,074.64
NEVADA CARDIOLOGY ASSOCIATES	Form 5500 Non-Filed	3202 S MARIANNA PARK STE 400	LAS VEGAS	NV	89109	18	5	10,669.62	5	49,025.23	14	5	7,124.21	5	27,950.52	12	5	19,022.83	5	77,006.26	5	56,028.73
SABRA VEGAS LLC	Form 5500 Non-Filed	702 W MEMORIAL DR	OKLAHOMA CITY	OK	73141	17	5	6,151.71	5	41,781.44	20	5	11,833.88	5	12,675.00	17	5	20,427.00	5	74,926.56	5	56,084.16
EMEX INDUSTRIES INC	Form 5500 Non-Filed	214 S STEPHANE ST # 100	RENO	NV	89514	17	5	9,014.12	5	34,995.95	14	5	8,812.15	5	21,340.07	40	5	16,478.28	5	76,106.21	5	56,194.29
MAJCK CORP INC	Form 5500 Non-Filed	8545 S FORT ARACHE RD	LAS VEGAS	NV	89144	18	5	12,493.73	5	41,324.45	23	5	11,530.62	5	17,832.18	38	5	25,294.56	5	89,517.60	5	56,175.60
THE CLEAN SUPPLY	Form 5500 Non-Filed	1000 N GREEN VALLEY PKWY	HERNDON	NV	89014	17	5	7,880.07	5	40,481.32	12	5	6,800.45	5	18,051.04	29	5	16,689.53	5	69,537.88	5	56,127.88
FOUNDERS CLASSICAL ACADEMY	Form 5500 Non-Filed	278 W ALEXANDER RD	LAS VEGAS	NV	89130	12	5	16,479.22	5	48,913.25	24	5	14,474.19	5	24,897.75	37	5	21,413.38	5	73,301.75	5	56,174.13
CASCADE DESIGN BRANDS	Form 5500 Non-Filed	4000 3RD AVE S	SEATTLE	WA	98134	15	5	7,405.26	5	18,370.03	18	5	7,722.12	5	20,685.86	35	5	19,720.96	5	79,448.26	5	56,168.88
ELKOR INSOLE LAS VEGAS LLC	Form 5500 Non-Filed	1100 N LAS VEGAS BLVD	LAS VEGAS	NV	89101	18	5	11,800.16	5	46,468.00	10	5	7,206.46	5	17,071.01	43	5	19,979.11	5	73,100.16	5	56,168.12
PROGRESSIVE CONSTRUCTION	Form 5500 Non-Filed	8800 SPANISH RIDGE AVE	LAS VEGAS	NV	89148	26	5	4,964.15	5	46,768.30	21	5	13,752.26	5	28,849.18	36	5	22,799.47	5	77,774.24	5	56,153.80
PROFESSIONAL TRANSPORTATION I	4A or 4J Benefits Provided	1700 EAST MORGAN AVENUE	EVANVILLE	IN	47713	11	5	8,393.51	5	46,966.27	2	5	4,438.15	5	17,788.83	13	5	17,777.05	5	83,739.38	5	56,153.80
AMERICAN BUILDING SYSTEMS LLC	Form 5500 Non-Filed	116 CASSIA WAY 400	RENO	NV	89504	20	5	7,912.44	5	49,137.83	15	5	11,108.14	5	25,022.04	10	5	20,323.50	5	74,163.87	5	56,174.45
AHC OF RENO, LLC	Form 5500 Non-Filed	861 KLUENTZ ST	RENO	NV	89502	18	5	9,132.26	5	54,513.81	15	5	9,116.25	5	21,734.82	12	5	18,421.32	5	78,046.62	5	56,160.95
PRIME CONTACT RETAIL INC	Form 5500 Non-Filed	12500 REDD RD STE 100	SUGAR LAND	TX	77478	21	5	6,144.87	5	41,383.73	23	5	14,451.02	5	18,374.76	42	5	18,621.96	5	74,737.48	5	56,174.45
SASSO CONCEPTS LTD	Form 5500 Non-Filed	50 WASHINGTON ST STE 100	BOSTON	NV	89049	22	5	11,188.41	5	46,384.98	17	5	7,095.45	5	12,684.97	39	5	18,279.88	5	78,068.96	5	56,168.69
NEVADA REALTY ATTORNEY INC	Form 5500 Non-Filed	875 N DEARBORN AVE	CHICAGO	IL	60609	12	5	12,910.09	5	42,383.14	24	5	14,424.48	5	24,679.36	42	5	20,292.84	5	87,993.21	5	56,140.20
WEST ATHLETIC TRAINING CENTER	Neither 4A or 4J Benefits Provided	3000 W BUSINESS PARKWAY DR	WASHO	NV	89410	26	5	11,800.16	5	46,468.00	10	5	7,206.46	5	17,071.01	43	5	19,979.11	5	69,139.09	5	56,140.20
DEET FOOD INC	Form 5500 Non-Filed	6910 S RANDOLPH BLVD STE 100	LAS VEGAS	NV																		

Appendix

GLASSCOCK INDUSTRIES INC	44 or 40 Beneficial Provided	400 E DANIELLE DR	DESOTO	TX	75115	12	5	6,971.83	45,846.71	17	5	15,839.82	5	25,134.07	20	5	20,901.85	5	70,995.28	5	51,866.09
SAFETY FILLSHIRT INC	Form 5500 Not Filed	PO BOX 38200	COLUMBUS	OH	43018	20	5	8,174.33	35,981.28	15	5	6,445.48	5	18,230.86	18	5	17,625.81	5	74,102.32	5	50,807.93
LETT GO GAMING, LLC	Form 5500 Not Filed	801 S KAMPAKT BLVD STE 200	LAS VEGAS	NV	89145	19	5	9,707.31	44,761.73	7	5	1,876.16	5	13,904.43	20	5	13,743.95	5	71,772.05	5	51,772.05
BOMAL CONSTRUCTION CO INC	Form 5500 Not Filed	86 CORPORATE PARK	BURME	CA	92066	16	6	7,437.87	41,345.46	13	5	5,885.45	5	18,845.05	27	5	12,277.30	5	78,495.41	5	51,762.91
WENTWORTH SUMMERBRO LLC	Form 5500 Not Filed	3110 FOREST CROOKING NAHL	THE WOODBRAYS	TX	77981	16	5	29,444.83	38,979.54	5	5	2,839.01	5	4,609.81	18	5	28,094.84	5	63,445.41	5	51,720.00
EL TRADING COMPANY	44 or 40 Beneficial Provided	14727 WILSON	LA GRANGE	CA	94556	20	5	21,095.19	28,262.87	10	5	10,200.00	5	10,200.00	25	5	21,299.99	5	51,720.00	5	51,720.00
ELI LLC	Form 5500 Not Filed	811 GREEN DR	LAS VEGAS	NV	89133	20	5	12,247.18	30,354.32	25	5	10,337.00	5	20,445.00	40	5	20,348.01	5	50,711.01	5	50,711.01
ZUMA LAS VEGAS, LLC	Form 5500 Not Filed	3708 S LAS VEGAS BOO 3	LAS VEGAS	NV	89109	19	5	10,517.71	46,265.11	8	5	5,103.25	5	8,809.80	28	5	16,150.88	5	75,068.08	5	51,239.88
GREEN VALLEY ANIMAL HOSPITAL	Form 5500 Not Filed	2385 S TROPICANA AVE	LAS VEGAS	NV	89119	19	5	10,075.91	48,530.00	12	5	6,880.00	5	23,893.15	31	5	18,759.04	5	72,432.34	5	51,191.38
BOBO CALIENTE RESTAURANTES IN	Form 5500 Not Filed	805 LONGLEY LANE	RENO	NV	89502	18	5	10,119.58	35,471.72	17	5	11,946.18	5	11,681.21	15	5	24,027.96	5	67,130.31	5	51,188.89
ROMAR PROTECTIVE SERVICES INC	Form 5500 Not Filed	871 CORONADO CENTER DR STE 200	HENDERSON	NV	89052	17	5	6,558.74	14,251.15	7	5	5,130.12	5	20,776.18	24	5	16,899.86	5	75,011.12	5	51,101.39
FAIR CONSTRUCTION CORP	Form 5500 Not Filed	1050 LINDA WAY	SPARKS	NV	89411	17	5	7,565.58	40,827.46	12	5	6,833.41	5	11,075.00	14	5	14,534.00	5	76,903.59	5	50,807.39
J & B FLOORING INC	Form 5500 Not Filed	1140 W RENO AVE	LAS VEGAS	NV	89109	18	5	8,307.88	35,120.66	11	5	6,032.92	5	21,310.96	20	5	14,540.49	5	76,431.43	5	50,972.10
LANDING ENTERPRISES, INC.	Form 5500 Not Filed	3870 WACHSTEAD DR NW STE 428	ATLANTA	GA	30318	18	5	9,005.36	38,814.35	10	5	7,406.12	5	17,128.35	20	5	17,931.34	5	71,934.43	5	50,966.33
DANNY BISSONNET LLC	Form 5500 Not Filed	8000 WATSON DR STE 128	RENO	NV	89502	18	5	8,101.08	37,729.32	8	5	5,102.24	5	7,609.00	12	5	8,294.44	5	81,124.44	5	50,919.12
RED APPLIX FIREWORKS CO LTD	Form 5500 Not Filed	4020 WOODLANDS LN	CHICAGO LAKE	ND	48213	18	5	6,082.43	27,849.20	20	5	11,129.80	5	15,820.24	28	5	12,245.25	5	72,618.25	5	50,850.88
SUNSHINE KITCHENS NV LLC	Form 5500 Not Filed	240 NW 25TH ST 211	MIAMI	FL	33127	24	5	8,200.88	36,474.84	8	5	4,880.80	5	11,884.80	12	5	11,884.80	5	77,827.37	5	50,851.83
BISHOP'S LAW LLC	Form 5500 Not Filed	3875 W CHESTNUT ST STE 100	NORTH LAS VEGAS	NV	89033	17	5	8,147.28	31,824.14	15	5	8,103.15	5	41,447.41	13	5	16,511.01	5	74,111.01	5	50,802.66
SUNNY WHITE LLC	Form 5500 Not Filed	4785 PROCTOR ST	LAS VEGAS	NV	89103	14	5	9,854.24	30,001.74	15	5	9,402.97	5	21,502.10	20	5	10,238.25	5	70,764.99	5	50,764.99
CRUZ CONSTRUCTION CO INC	Form 5500 Not Filed	19 EYONOT CTR	MOUNDVILLE	WV	80706	17	5	8,846.51	37,755.39	9	5	1,534.41	5	6,548.02	14	5	12,971.12	5	78,301.12	5	50,674.13
PARADISE HEALTHCARE SVCS INC	Form 5500 Not Filed	6175 S EASTERN AVE	LAS VEGAS	NV	89149	17	5	8,618.68	36,097.13	4	5	1,936.05	5	6,021.99	21	5	10,930.99	5	86,121.04	5	50,671.69
ARMSTRONG LLC	Form 5500 Not Filed	2801 CENTER ST	CANTON OH	NV	89700	16	5	10,270.73	30,978.00	4	5	1,733.48	5	4,939.78	20	5	18,700.78	5	69,833.11	5	50,633.11
LAKE CITY CONCRETE LLC	Form 5500 Not Filed	11400 SAINTE BEAN AVENUE	RENO	NV	89518	20	5	9,018.18	30,188.78	17	5	11,888.78	5	11,888.78	40	5	18,444.78	5	71,030.78	5	50,599.78
LEON COUNTY	Form 5500 Not Filed	27 S MAIN ST	VERMONT	NV	89447	26	5	3,006.04	18,748.41	27	5	25,458.42	5	42,028.44	15	5	28,518.47	5	43,784.47	5	50,283.47
PH 11 LLC	Form 5500 Not Filed	1202 W SAKANA AVE	LAS VEGAS	NV	89103	18	5	8,403.11	35,039.93	12	5	2,296.00	5	18,683.93	33	5	16,476.13	5	73,523.96	5	50,197.96
JD-W HOLDINGS LLC	Form 5500 Not Filed	1530 S 500 W	SAULT LAKE CITY	UT	84415	14	5	8,807.81	33,820.05	17	5	14,236.11	5	13,133.01	13	5	11,133.81	5	67,039.01	5	50,178.78
SAITTA TRUDEAU CHEVY/KEEP CO	Form 5500 Not Filed	1541 E WASHINGTON AVE	PAWNAUP	NV	89048	18	5	1,437.58	11,308.24	14	5	27,880.82	5	49,573.71	25	5	28,288.57	5	66,881.56	5	50,170.51
LAS VEGAS PREMIER HOTEL INC	Form 5500 Not Filed	1415 S TROPICANA AVE STE Z00-700	LAS VEGAS	NV	89110	19	5	11,618.43	38,507.38	9	5	4,872.47	5	16,093.15	25	5	16,093.15	5	74,001.15	5	50,142.78
ALFUS SENIOR COMMUNITIES LLC	44 or 40 Beneficial Provided	415 128TH AVE SE	BELLEVUE	WA	98005	18	5	11,878.48	36,274.13	18	5	6,134.49	5	18,721.16	35	5	21,032.57	5	68,945.44	5	50,073.11
DOITZ PASS DOITZ PAY INC	Form 5500 Not Filed	2711 S SAKANA AVE	LAS VEGAS	NV	89104	18	5	9,145.48	47,550.75	8	5	4,280.22	5	8,702.17	23	5	13,623.52	5	76,321.52	5	50,045.44
COVINGTON INC	Form 5500 Not Filed	1000 N 12TH AVE	LOS ANGELES	CA	90016	28	5	6,988.78	29,979.78	25	5	14,600.78	5	20,979.78	40	5	20,979.78	5	69,239.78	5	50,039.78
REMOVAL, LLC	Form 5500 Not Filed	8775 SILBERT ST STE 204	LAS VEGAS	NV	89141	18	5	1,210.18	10,710.18	14	5	4,178.18	5	42,429.18	18	5	15,581.18	5	73,511.18	5	50,009.18
STE LAS VEGAS LLC	Form 5500 Not Filed	PO BOX 301567 7456P 105E	WESTMINSTER	CO	80003	25	5	8,879.28	30,381.27	12	5	5,778.26	5	22,240.29	10	5	17,340.25	5	72,723.26	5	50,088.25
INMAN MARCUS GROUP LLC	Neither 44 or 40 Beneficial Provided	PO BOX 383	SANT LUIS	MO	63166	16	5	11,995.81	32,475.81	14	5	4,937.82	5	21,644.25	20	5	15,761.73	5	74,117.81	5	50,081.41
SCOTTECH US CORPORATE	44 or 40 Beneficial Provided	1717 DIPONCANTO ROW	ORLANDO	FL	32809	18	5	8,777.27	31,312.18	4	5	8,833.15	5	16,712.87	14	5	17,538.20	5	72,236.21	5	50,014.45
SAGE DINING SERVICES INC	Form 5500 Not Filed	1402 YORK RD #100	LITTONVILLE	MO	21093	17	5	9,613.30	47,608.47	18	5	12,296.15	5	20,747.88	23	5	21,939.49	5	67,876.15	5	50,795.84
WILLIAM NEAL EVANS MD LTD	Neither 44 or 40 Beneficial Provided	3006 S HANFORD BLVD #800	LAS VEGAS	NV	89109	15	5	8,205.01	49,097.13	20	5	14,054.75	5	23,879.27	45	5	22,349.79	5	89,775.18	5	50,775.18
MILLESTONES EARLY CHILDHOOD LC	Form 5500 Not Filed	880 S MCCARRAN BLVD	RENO	NV	89509	18	5	9,429.19	38,741.20	28	5	6,171.42	5	12,171.67	44	5	18,808.41	5	70,030.77	5	50,729.00
TRIPCO LLC	Form 5500 Not Filed	8800 SUMMIT ST	LAS VEGAS	NV	89110	18	5	10,129.00	41,184.00	13	5	4,828.00	5	14,749.00	13	5	17,001.00	5	68,729.00	5	50,729.00
BOBE INTERNATIONAL INC	44 or 40 Beneficial Provided	8400 UNIVERSITY BLVD RD STE 320	CINCINNATI	OH	45241	28	5	9,131.64	40,621.67	18	5	10,005.41	5	17,107.41	20	5	17,107.41	5	71,007.41	5	50,622.68
M&L ENTERPRISES CONSTRUCTION	Form 5500 Not Filed	7620 EASTSIDE RD	HENDERSON	NV	89111	24	5	4,541.13	45,768.22	23	5	10,428.10	5	28,012.17	15	5	18,572.87	5	70,608.16	5	50,580.16
ITS TRUCKING & WAREHOUSES IN	Form 5500 Not Filed	8775 REDWOOD ST	LAS VEGAS	NV	89119	13	5	7,768.68	38,000.14	14	5	4,405.94	5	17,627.37	27	5	11,188.02	5	78,231.38	5	50,400.03
STEVEN MADDEN RETAIL INC	Form 5500 Not Filed	PO BOX 66744 NUC EXPRESS	LAS VEGAS	NV	89104	18	5	8,448.47	39,890.88	17	5	11,108.25	5	17,381.77	15	5	21,031.93	5	67,176.01	5	50,334.58
SCIOGAL RUBBER CORPORATION	Form 5500 Not Filed	885 DENAUNE DR #100	MCCARRAN	NV	89044	13	5	6,953.12	31,891.82	15	5	18,234.41	5	14,903.14	23	5	21,177.75	5	66,017.15	5	50,234.91
VILLAGE PRACTICE MANAGEMENT COMPANY	44 or 40 Beneficial Provided	121 S CLARK ST STE 900	CHICAGO	IL	60604	17	5	12,561.00	29,796.00	24	5	15,748.41	5	11,161.41	16	5	18,904.41	5	66,870.41	5	50,175.24
GP BEANS BEST LAS VEGAS INC	Form 5500 Not Filed	PO BOX 288 NUC EXPRESS	ST LOUIS	MO	63166	14	5	6,256.44	35,759.46	7	5	6,336.44	5	16,949.16	16	5	13,796.46	5	79,386.46	5	50,146.46
DEL-TECH INC	44 or 40 Beneficial Provided	8400 CAMERON ST F007	LAS VEGAS	NV	89110	18	5	7,079.00	30,612.15	15	5	18,746.15	5	16,707.15	16	5	17,139.15	5	71,901.15	5	50,122.78
UNICOR INC	44 or 40 Beneficial Provided	10807 W WILSON DR W	LAS VEGAS	NV	89116	18	5	9,206.18	40,204.18	17	5	20,394.18	5	17,989.18	19	5	20,719.18	5	68,194.18	5	50,122.18
ALL SCAHO ENTERPRISES INC	Form 5500 Not Filed	10000 AVE MASCANY PWAY	LAURELTON	NV	89070	18	5	8,215.04	32,077.52	22	5	18,806.05	5	23,025.52	18	5	21,028.04	5	68,934.04	5	50,094.04
LAS VEGAS-CIEL, LLC	Form 5500 Not Filed	1000 W SAKANA AVE	LAS VEGAS	NV	89140	15	5	6,734.14	31,828.70	12	5	18,146.14	5	30,209.97	30	5	24,829.05				

Appendix

GRUVE COLLABORATIVE INC	44 or 41 Beneficial Provided	1462 PINE ST	SAN FRANCISCO	CA	94100	14	5	7,251.58	46,347.90	24	5	15,802.10	5	22,697.61	42	5	17,614.54	5	68,645.30	5	86,255.84
VEGAS PLUS SECURITY AND EVENT STAFFING LLC	Form 5500 Non Filed	8300 E EASTERN AVE STE 12	LAS VEGAS	NV	89118	18	5	8,122.00	37,891.00	5	5	1,486.00	5	6,530.45	21	5	8,807.20	5	76,428.21	5	86,255.87
COMPASS ONE LLC	Form 5500 Non Filed	1400 YORKMOUNT DR	CHARLOTTE	NC	28217	12	5	14,000.00	15,466.45	12	5	1,894.45	5	17,310.20	30	5	13,379.00	5	72,776.00	5	86,151.69
THREE SQUARE	Neither 44 or 41 Beneficial Provided	4100 N REED RD	LAS VEGAS	NV	89115	24	5	8,720.00	54,371.00	18	5	6,225.48	5	14,834.28	28	5	16,996.32	5	69,351.36	5	86,147.68
SOUPSPOT SOUP INC	Form 5500 Non Filed	3777 LAS VEGAS BLVD'S	LAS VEGAS	NV	89131	16	5	7,897.07	16,960.15	14	5	10,720.00	5	25,689.00	20	5	18,029.29	5	67,328.00	5	86,090.13
DELICIOUS COFFEE AND BAKED TOWN SQUARE LLC	Form 5500 Non Filed	2025 W CENTRAL AVE UNIT 42200	CINCINNATI	OH	45204	28	5	6,000.00	26,260.00	18	5	1,200.00	5	12,200.00	25	5	12,200.00	5	74,725.00	5	86,020.00
ATLANTIC BAYVIEW SERVICES LLC	Form 5500 Non Filed	351 LIBERTY AVE 6020	PITTSBURGH	PA	15201	14	5	17,241.10	18,151.10	14	5	6,620.00	5	20,771.10	23	5	49,524.10	5	69,524.10	5	85,924.10
BENO BENDOPALCO	Form 5500 Non Filed	PO BOX 283 NUC EXPRESS	ST LOUIS	MO	63166	24	5	7,900.00	15,407.52	14	5	5,100.00	5	14,933.72	32	5	14,780.15	5	72,003.30	5	85,788.30
CEBC	Form 5500 Non Filed	6445 S TENAYA WAY STE 100	LAS VEGAS	NV	89111	21	5	11,000.00	48,998.12	4	5	1,576.25	5	4,076.72	21	5	12,440.00	5	74,078.86	5	85,722.83
SE LANDSCAPE MAINTENANCE	Form 5500 Non Filed	3785 W RUSSELL RD STE 140	LAS VEGAS	NV	89118	18	5	8,924.00	39,325.00	5	5	1,820.11	5	6,000.20	25	5	10,303.17	5	75,377.41	5	85,630.54
PRECISION AIR HEATING & COOLING	Form 5500 Non Filed	2011 KENNEDY DR	TAMPA	FL	33602	12	5	8,028.11	45,458.44	7	5	10,234.10	5	20,770.15	19	5	19,162.66	5	66,427.68	5	85,560.34
JAMES WADE KRAM T & TRAMMER F	Form 5500 Non Filed	2385 S TROPICANA AVE	LAS VEGAS	NV	89119	20	5	7,524.58	41,599.30	10	5	8,800.00	5	26,791.37	30	5	17,183.63	5	68,102.37	5	85,536.00
TECHSERVICE, BAYMOND	Form 5500 Non Filed	215 KELLYS AVE, SUITE 300	EMERY	NV	89061	7	5	5,008.00	44,688.04	4	5	11,200.00	5	22,476.96	13	5	18,239.30	5	67,165.02	5	85,404.12
ORIS SHIPPING GOODS	44 or 41 Beneficial Provided	PO BOX 283 NUC EXPRESS	ST LOUIS	MO	63166	24	5	8,400.00	45,512.00	18	5	10,832.00	5	23,257.45	43	5	43,514.00	5	69,020.00	5	85,364.18
BERNICK & OBERMAYER	Form 5500 Non Filed	3121 MEDICAL DR	NORTH LAS VEGAS	NV	89051	26	5	6,500.00	35,420.00	18	5	6,100.00	5	12,600.00	27	5	16,044.26	5	69,300.00	5	85,244.27
MARIBOTT INTERNATIONAL INC	44 or 41 Beneficial Provided	PO BOX 283 NUC EXPRESS	ST LOUIS	MO	63166	24	5	8,211.34	45,860.10	13	5	6,020.00	5	23,027.25	25	5	12,520.07	5	69,872.34	5	85,204.12
GOULD SILVER INN	Form 5500 Non Filed	700 W 4TH ST	RENO	NV	89503	25	5	7,823.97	35,415.74	2	5	1,782.00	5	5,277.20	18	5	9,466.00	5	75,630.00	5	85,209.00
SERRA GREAT COMPANY	Form 5500 Non Filed	1180 CARTA BLVD	RENO	NV	89503	17	5	9,174.44	46,110.16	14	5	1,602.11	5	16,171.20	15	5	16,577.00	5	69,191.00	5	85,200.00
MARCO LLC	Form 5500 Non Filed	8825 S RENO ST STE 210	HENDERSON	NV	89074	14	5	6,775.56	40,980.00	7	5	4,540.07	5	12,861.50	20	5	11,824.00	5	73,842.00	5	85,178.24
WFM RESTORATION LLC	Form 5500 Non Filed	234 VIA MALIBU CT	HENDERSON	NV	89074	12	5	4,123.97	24,539.12	22	5	14,302.17	5	42,171.14	14	5	18,426.14	5	66,712.00	5	85,137.94
MARYS GONE CRACKERS, INC	44 or 41 Beneficial Provided	1480 N VIRGINIA ST	RENO	NV	89506	14	5	10,038.00	46,513.18	5	5	6,740.00	5	16,831.11	19	5	19,771.90	5	69,195.30	5	85,129.40
BECK MANHATTAN LAS VEGAS LLC	Form 5500 Non Filed	7200 W METROPOLIS DR	CLARK COUNTY	NV	72002	18	5	7,910.00	49,470.00	11	5	17,940.10	5	15,574.17	30	5	15,111.00	5	69,001.00	5	85,111.00
CONVAIN LLC	Form 5500 Non Filed	1400 YONKOWAY DR	CHARLOTTE	NC	28217	12	5	14,000.00	15,466.45	12	5	1,894.45	5	17,310.20	19	5	14,544.00	5	70,544.00	5	85,010.00
ARM CHEMICAL	Form 5500 Non Filed	8030 W SUNSET RD STE 200	LAS VEGAS	NV	89111	21	5	10,820.10	37,400.10	13	5	11,040.00	5	24,260.10	16	5	23,116.78	5	69,117.00	5	85,000.00
WISLEY FINANCIAL GROUP, LLC	44 or 41 Beneficial Provided	6000 CARDTHRU PKWY STE 81	FRANKLIN	TN	37067	14	5	8,945.84	50,944.30	12	5	4,938.96	5	17,650.82	20	5	16,944.00	5	68,934.00	5	84,900.00
WVC	Form 5500 Non Filed	2425 S GOLDMUND DR	LAS VEGAS	NV	89102	17	5	7,176.77	49,528.00	7	5	4,308.34	5	17,718.00	24	5	15,588.00	5	75,407.00	5	84,850.00
ENERGY MECHANICAL INSULATION	Form 5500 Non Filed	805 W DEWEY DR	LAS VEGAS	NV	89118	12	5	6,104.40	35,010.18	13	5	11,837.02	5	11,100.07	23	5	18,421.42	5	66,404.42	5	84,820.46
LA MISHARA LOCK & GRIFF	Form 5500 Non Filed	2707 S MARYLAND PKWY	LAS VEGAS	NV	89109	10	5	7,710.00	41,598.00	15	5	8,195.45	5	27,717.80	23	5	19,485.74	5	69,355.00	5	84,821.83
AMERICAN CONNECTING SOURCE INC	Form 5500 Non Filed	950 SCALDS RD BLD 2000S	SUBARANE	GA	30024	14	5	8,488.48	44,291.19	16	5	8,844.40	5	22,851.55	28	5	18,133.17	5	66,786.74	5	84,789.43
AMVON PERSONAL CARE LLC	Form 5500 Non Filed	820 MANCHEL LN	RENO	NV	89506	14	5	6,720.00	38,078.15	12	5	4,451.00	5	14,540.31	28	5	13,007.07	5	73,526.40	5	84,714.40
WELLS CONNECTION	44 or 41 Beneficial Provided	1420 W MARKET STREET	PHILADELPHIA	PA	19104	28	5	4,900.00	26,907.00	14	5	24,107.00	5	25,400.00	25	5	19,000.00	5	69,200.00	5	84,600.00
HEINZ RESTAURANT LLC	Form 5500 Non Filed	1706 W 82ND ST	LAS VEGAS	NV	89114	14	5	5,710.10	33,305.12	11	5	15,447.48	5	15,200.41	18	5	13,281.41	5	63,200.28	5	84,524.10
SPARKS MARKETING CORP	Neither 44 or 41 Beneficial Provided	2828 CHARTER ST	PHILADELPHIA	PA	19104	14	5	4,742.10	35,860.82	12	5	15,110.16	5	28,309.84	23	5	20,273.88	5	64,200.00	5	84,338.54
EMACO LLC	Form 5500 Non Filed	8415 RANDOLPH DR STE 4000	LAS VEGAS	NV	89106	14	5	10,053.00	27,118.85	22	5	15,100.00	5	31,240.04	42	5	20,172.80	5	58,937.80	5	84,311.79
GARDA CL WEST INC	Form 5500 Non Filed	2000 NW CORPORATE BLVD	BOCA RATON	FL	33431	20	5	8,061.00	37,491.00	11	5	1,566.10	5	11,717.60	10	5	11,117.00	5	69,113.21	5	84,300.45
NEVADA COPPER INC	Form 5500 Non Filed	616 PURDIE LANE POKOBIASKO	HERNDON	VA	20149	14	5	4,068.24	15,548.96	20	5	7,041.11	5	13,000.20	52	5	15,790.77	5	68,495.14	5	84,204.95
CROWN BUILDING MAINTENANCE CO	Form 5500 Non Filed	868 FOLSOM ST	SAN FRANCISCO	CA	94107	11	5	5,900.00	30,872.00	10	5	10,320.21	5	17,831.03	16	5	16,181.38	5	68,005.00	5	84,187.39
CANTON PLUMBING LLC	Form 5500 Non Filed	604 W HENDERSON AVE	LAS VEGAS	NV	89118	14	5	10,088.14	33,170.12	24	5	14,447.12	5	26,402.14	18	5	24,521.66	5	59,172.38	5	84,098.02
EMBERGERS INTERNATIONAL INC	44 or 41 Beneficial Provided	2100 MIDCREEPER TER	TEMPE	AZ	78022	28	5	7,975.10	42,975.17	13	5	1,511.18	5	18,241.35	35	5	17,288.46	5	71,226.00	5	84,011.10
GENSLER METEOR LLC	44 or 41 Beneficial Provided	PO BOX 5028	SCOTTSDALE	AZ	85269	18	5	6,124.48	34,268.70	18	5	8,978.11	5	14,184.71	28	5	13,904.64	5	68,331.36	5	83,991.60
ZAG BAGGINS 'THE HAUNTED MANSION'	Form 5500 Non Filed	33 PROCKENSTORY RIDGE DR	LAS VEGAS	NV	89111	24	5	5,500.10	41,245.10	17	5	10,107.00	5	28,819.10	19	5	19,717.13	5	68,138.00	5	83,950.80
VESTA SYSTEMS GROUP	Form 5500 Non Filed	7780 SUNBELLE DR	LAS VEGAS	NV	89133	14	5	10,966.00	48,920.00	12	5	9,700.00	5	22,937.56	28	5	20,887.11	5	63,288.00	5	83,953.80
EVPIUM RESOURCES/MATERIALS LLC	Form 5500 Non Filed	3812 GRANDVIEW RIDGE AVE STE 200	LAS VEGAS	NV	89146	11	5	5,415.15	37,988.46	5	5	7,168.25	5	11,880.60	21	5	11,023.41	5	70,878.00	5	83,897.49
WE-B MEDIA, LLC	Form 5500 Non Filed	4300 W TROPICANA AVE	LAS VEGAS	NV	89103	13	5	9,291.11	37,120.29	5	5	4,700.14	5	12,697.10	18	5	14,042.15	5	69,817.48	5	83,850.83
LV-IT VEGAS CORPORATION	Form 5500 Non Filed	4075 S FOOT RD	LAS VEGAS	NV	89120	11	5	6,100.00	41,732.87	11	5	8,700.14	5	25,260.07	22	5	14,812.32	5	69,012.04	5	83,820.46
LINEAGE LOGISTICS SERVICES LLC	Form 5500 Non Filed	1 PARK PKZ STE 550	IRVINE	CA	92614	14	5	10,893.00	46,463.09	17	5	6,925.46	5	17,641.84	16	5	19,776.72	5	68,972.00	5	83,874.64
HR ENVIRONMENTAL SERVICES LLC	Form 5500 Non Filed	218 E 4TH ST	ALBANY	NY	78010	18	5	7,970.00	48,613.11	4	5	4,288.00	5	7,607.00	23	5	10,900.10	5	71,421.10	5	83,840.10
TRINITY W REE ROOFS LLC	Form 5500 Non Filed	800 SANTA MONICA BLVD	WEST HOLLYWOOD	CA	90068	18	5	7,200.00	36,210.00	8	5	4,400.00	5	10,400.00	8	5	10,400.00	5	72,817.00	5	83,801.48
WELLS CARROLL INC	Form 5500 Non Filed	8032 PARK RUN DR	LAS VEGAS	NV	89151	14	5	7,111.10	35,701.54	12	5	5,941.00	5	11,007.24	28	5	10,240.10	5	70,210.10	5	83,760.10
CADENCE ANIMAL HOSPITAL, INC	Form 5500 Non Filed	2385 S TROPICANA AVE	LAS VEGAS	NV	89119	14	5	8,128.88	36,701.16	17	5	12,228.00	5	25,843.00	10	5	20,716.78	5	65,442.00</		

Appendix

IBC LAS VEGAS LLC	Farm 5500 Non Filed	22342 AVENIDA EMPEREA	RANCHO SANTA MARGARITA	CA	92068	14	5	5,879.51	17,987.14	19	5	10,025.54	5	25,023.99	11	5	17,989.07	5	63,035.51	5	86,933.60
ADIDAS AMERICA INC	64 or 40 Benefits Provided	2055 N GREELEY AVE	PORTLAND	OR	97217	28	5	8,589.81	34,212.13	18	5	11,226.01	5	26,950.48	18	5	18,779.31	5	61,113.81	5	86,909.14
PRECISION CONCRETE	Farm 5500 Non Filed	1540 W BROOKS DR	NORTH LAS VEGAS	NV	89032	12	5	8,901.78	43,454.04	18	5	7,929.02	5	20,584.78	18	5	18,890.79	5	63,998.01	5	86,889.03
QUALICON LLC	Farm 5500 Non Filed	3315 TELEGRAPH ST E C	RENO	NV	89922	4	5	5,905.95	46,561.51	12	5	4,888.48	5	28,720.99	20	5	11,994.17	5	69,382.32	5	86,879.29
MLI BROWNE & CRATING LLC	64 or 40 Benefits Provided	PO BOX 3020	ALBANY	OR	97101	12	5	8,750.45	32,864.63	2	5	14,477.2	5	7,079.79	20	5	12,122.28	5	68,519.21	5	86,877.08
UNION WEST INC	64 or 40 Benefits Provided	14020 LASSON BLVD	RENO	NV	89509	28	5	6,976.19	35,520.98	18	5	8,899.69	5	22,297.28	20	5	10,279.28	5	65,373.28	5	86,866.68
GEORGE STATE FOODS CORP	64 or 40 Benefits Provided	3801 ION BARRAN AVENUE100	PHOENIX	AZ	85213	12	5	6,324.45	38,773.06	18	5	11,525.11	5	17,989.28	18	5	17,989.28	5	63,521.01	5	86,812.87
BERNSTEIN CONSTRUCTION COMPANY LLC	Farm 5500 Non Filed	1213 S 17th ST	ELMO	NV	89861	28	5	10,114.12	58,406.94	12	5	1,147.49	5	7,907.32	18	5	14,481.13	5	66,614.24	5	86,379.86
EXPRESS FASHION OPERATIONS LLC	Farm 5500 Non Filed	1 EXPRESS DR	COLUMBUS	OH	43230	14	5	8,114.17	37,000.89	18	5	11,532.42	5	21,680.11	18	5	21,680.75	5	58,899.01	5	86,365.71
SERRA HOME HEALTH CARE	Farm 5500 Non Filed	3300 LAUREIDE CT STE 145	RENO	NV	89500	11	5	7,815.48	30,858.89	4	5	3,805.81	5	16,131.21	21	5	11,377.28	5	66,979.21	5	86,356.46
LAS VEGAS ELECTRIC INC	Farm 5500 Non Filed	1305 MEADE AVE	LAS VEGAS	NV	89102	12	5	5,603.80	34,505.03	18	5	11,154.48	5	27,082.72	18	5	18,778.29	5	61,587.71	5	86,346.04
LAS VEGAS INDOOR GOLF INC	Farm 5500 Non Filed	9030 W SHANARA AVE STE 100	LAS VEGAS	NV	89117	2	5	29,614.01	56,710.48	8	5	-	-	-	18	5	28,834.00	5	56,738.88	5	86,334.89
HENDERSON HY - LLC	Farm 5500 Non Filed	460 N BOLDER HWY	HENDERSON	NV	89015	17	5	8,141.17	38,895.15	4	5	4,897.45	5	6,811.79	24	5	11,878.69	5	68,439.48	5	86,315.49
ARTIFICE GARDENS INC	Farm 5500 Non Filed	2507 W 4TH ST	RENO	NV	89513	12	5	5,915.76	37,829.32	14	5	6,924.24	5	13,644.93	20	5	17,989.28	5	64,472.21	5	86,213.98
BERNSTEIN WEST GROUP-BALCONARY, PLLC	Farm 5500 Non Filed	460 N BOLDER HWY	RENO	NV	89509	28	5	12,582.28	47,468.32	12	5	7,568.71	5	13,669.17	20	5	19,776.11	5	68,984.28	5	86,210.62
AMERICAN NATIONAL INSURANCE I	Farm 5500 Non Filed	475 W WILKINSON BLVD	DAYTONA BEACH	FL	32214	24	5	8,864.24	41,412.87	11	5	6,574.05	5	23,829.81	24	5	12,929.89	5	65,002.08	5	86,202.68
MAJOR DRILLING AMERICA INC	Neither 64 or 40 Benefits Provided	2205 S 4000 W	SALT LAKE CITY	UT	84120	14	5	2,113.79	17,999.55	12	5	6,098.24	5	8,872.08	14	5	17,874.79	5	71,078.28	5	86,039.79
MAAS WISSELY CONNECTIVITY US LLC	Farm 5500 Non Filed	380 W EVERETTSON AVE	CHICAGO	IL	60644	1	5	12,978.74	46,889.65	12	5	3,102.32	5	16,891.11	21	5	22,211.80	5	57,980.58	5	79,952.56
TORRID LLC	64 or 40 Benefits Provided	PO BOX 28820-STROMAS & T	NASHVILLE	TN	37208	12	5	6,793.51	48,212.82	5	5	3,746.25	5	21,082.18	18	5	19,829.21	5	69,823.12	5	86,212.12
NEW HORIZING CTR FOR LEARNING	Farm 5500 Non Filed	4701 W CHARLESTON BLVD	LAS VEGAS	NV	89146	11	5	6,238.34	34,587.84	18	5	11,176.19	5	27,727.21	11	5	17,874.79	5	61,805.01	5	79,779.78
MANTRA NW, LLC	Farm 5500 Non Filed	2211 ENCINARAS BLVD 200	EMERYVILLE	CA	94604	24	5	12,188.24	46,502.64	18	5	6,235.48	5	16,777.69	18	5	18,413.88	5	61,728.21	5	78,691.01
AMERICAN FITNESS HEALTH CARE LLC	Farm 5500 Non Filed	1225 S POST RD	LAS VEGAS	NV	89120	12	5	7,180.27	41,024.82	11	5	8,922.10	5	21,376.11	21	5	12,927.68	5	64,133.21	5	79,677.69
LAS VEGAS CENTER LLC	Farm 5500 Non Filed	1405 S SHANNON BLVD	LAS VEGAS	NV	89129	28	5	8,012.12	39,287.12	17	5	11,986.11	5	17,819.11	17	5	17,819.11	5	61,819.11	5	79,617.69
AMERICAN BUILDERS & CONTRACTO	64 or 40 Benefits Provided	1 ABC FARM	BEIJING	HN	10011	24	5	4,740.48	46,850.48	14	5	10,416.12	5	17,758.08	18	5	17,127.20	5	61,449.21	5	79,605.49
FOCUS CONCRETE LLC	Farm 5500 Non Filed	1220 S COMMERCIAL ST 120	LAS VEGAS	NV	89102	11	5	8,866.14	39,744.81	20	5	6,802.78	5	22,874.80	11	5	16,958.93	5	63,608.78	5	79,568.71
BLIND HOME HEALTH CARE LLC	Farm 5500 Non Filed	274 N GOODMAN ST STE 4303	ROCHESTER	NV	14607	4	5	5,406.78	27,535.81	5	5	11,932.25	5	20,268.85	11	5	17,758.81	5	58,788.88	5	79,542.47
GBS NEVADA PARTNERS, LLC	Farm 5500 Non Filed	8671 SCHULTER ST	LAS VEGAS	NV	89118	28	5	8,394.60	35,838.82	11	5	3,222.12	5	9,214.25	18	5	14,612.12	5	64,811.07	5	79,460.19
CONNORS & MCNEAL CO INC	Farm 5500 Non Filed	PO BOX 6000 NADY UCI3	SAN DIMAS	CA	91773	11	5	9,770.30	38,877.87	5	5	4,881.48	5	6,727.83	18	5	13,811.97	5	65,000.48	5	79,452.46
MGM BRANDS COMPANY LLC	Farm 5500 Non Filed	2005 S HANLEY RD	SANCTI SPIRITUS	MO	63144	28	5	8,528.81	38,894.78	16	5	7,832.43	5	12,544.11	18	5	16,142.78	5	63,241.21	5	79,384.05
ATYANN HOME HEALTH CARE LLC	Farm 5500 Non Filed	2003 S JONES BLVD STE G	LAS VEGAS	NV	89146	12	5	7,180.27	39,792.36	2	5	4,720.21	5	7,789.20	18	5	12,896.02	5	67,524.21	5	79,381.88
BERNSTEIN CONSTRUCTION INC	Farm 5500 Non Filed	12205 ARDENWOOD BLVD NW	ALPHARETTA	GA	30004	24	5	7,280.27	38,844.89	18	5	2,108.27	5	6,269.89	25	5	8,929.79	5	61,759.21	5	79,349.69
RESTORATION OF ANIMAMERICA I	Farm 5500 Non Filed	2010 S 1420	PHOENIX	AZ	85009	12	5	6,991.41	38,823.71	8	5	10,510.05	5	16,210.05	12	5	14,510.07	5	64,834.21	5	79,348.61
LAS VEGAS VETERINARY HOSPITAL	64 or 40 Benefits Provided	8800 W TROPICANA AVE STE 8007	LAS VEGAS	NV	89147	12	5	7,792.71	35,212.79	14	5	8,826.19	5	26,614.24	27	5	17,618.08	5	61,214.24	5	79,283.27
PURE PLUMBING LLC	Farm 5500 Non Filed	2900 S SUNSET DR	LAS VEGAS	NV	89120	14	5	7,896.78	35,105.41	12	5	7,947.85	5	11,537.16	18	5	15,444.00	5	63,788.88	5	79,211.40
LVL LLC LAS VEGAS UNDISCOUNTS & SHIRTOUT TRANSPORTATION	Farm 5500 Non Filed	805 QUANTITY CT	LAS VEGAS	NV	89104	4	5	4,911.21	34,470.84	11	5	1,847.10	5	21,887.03	20	5	11,288.11	5	67,817.88	5	79,160.37
DEPENDABLE HIGHWAY EXPRESS IN	64 or 40 Benefits Provided	2555 S Olympic Blvd	LOS ANGELES	CA	90024	28	5	8,786.11	43,591.79	8	5	2,132.68	5	4,277.13	24	5	11,318.77	5	67,818.92	5	79,137.69
DAMSELBY IMPROVEMENTS LLC	Farm 5500 Non Filed	3495 NE JACKSON DR	HILLSBORO	OR	97124	14	5	6,657.11	32,806.32	11	5	3,880.25	5	15,771.81	18	5	10,517.41	5	68,880.11	5	79,097.56
SOUTHWEST SPECIALTY CONTRACTO	Farm 5500 Non Filed	3989 S BUFFALO DR	LAS VEGAS	NV	89113	12	5	9,193.19	44,216.19	14	5	6,880.79	5	16,789.89	11	5	18,080.07	5	61,089.27	5	79,087.27
PARITY CITY CORPORATION	Farm 5500 Non Filed	PO BOX 6674 NUC EXPRESS	EL PASO	TX	75002	14	5	6,116.18	42,183.89	14	5	7,889.41	5	17,729.49	20	5	14,219.09	5	64,107.21	5	79,055.17
GENESEE LABOR LLC	Farm 5500 Non Filed	8100 N TROPICANA AVE 404	LAS VEGAS	NV	89149	28	5	7,214.18	35,018.40	8	5	3,156.17	5	16,419.89	14	5	18,419.28	5	68,419.28	5	79,012.88
MEADOWS PRO PAINTING INC	Farm 5500 Non Filed	12845 FARMINGTON DR	LINDSEY	NE	68150	24	5	4,874.98	36,242.48	5	5	2,178.07	5	13,853.04	20	5	14,853.04	5	66,913.21	5	78,988.22
HILMANA MARKET POINT	Farm 5500 Non Filed	PO BOX 288 NUC EXPRESS	EL PASO	TX	75002	14	5	8,937.18	48,205.83	12	5	6,200.00	5	13,869.66	18	5	13,220.88	5	65,468.08	5	78,887.18
MAASURE RESEARCH SERVICES INC	Farm 5500 Non Filed	3800 N. RANCHO DRIVE	LAS VEGAS	NV	89131	11	5	6,018.64	34,356.18	5	5	4,789.17	5	11,528.21	21	5	10,759.12	5	67,884.28	5	78,884.00
TRUSTED ALTY HOME CARE LLC	Farm 5500 Non Filed	8101 S PRENTICE AVE STE 775	GREENWOOD VILLAGE	CO	80111	14	5	12,445.12	50,462.83	5	5	5,018.41	5	10,747.24	21	5	17,485.08	5	61,210.21	5	78,875.29
TLC MANAGEMENT, LLC	Farm 5500 Non Filed	491 W 1400 N	DREX	UT	84027	14	5	7,210.07	46,520.30	7	5	1,047.25	5	18,841.71	18	5	10,281.28	5	68,300.92	5	78,843.29
GREATER NEVADA CREDIT UNION	Neither 64 or 40 Benefits Provided	451 EAGLE STATION N/A/P	CARSON CITY	NV	89105	24	5	10,489.09	46,584.28	24	5	4,931.48	5	16,820.99	14	5	19,791.26	5	59,791.26	5	78,812.69
CONCRETE ACCESSORIES INC	Farm 5500 Non Filed	PO BOX 27702	LAS VEGAS	NV	89126	14	5	5,979.71	30,889.89	18	5	11,118.18	5	14,879.71	24	5	14,291.04	5	64,274.21	5	78,808.81
SHERRY LAY FINANCIAL	64 or 40 Benefits Provided	1405 S SHANNON BLVD	LAS VEGAS	NV	89129	28	5	7,448.89	36,242.48	18	5	10,208.89	5	16,469.28	18	5	16,469.28	5	61,817.28	5	78,787.69
LAS VEGAS LLC	Farm 5500 Non Filed	1510 W SHANARA AVE	LAS VEGAS	NV	89116	14	5	10,954.54	47,718.82	12	5	10,020.55	5	17,775.74	11	5	16,550.08	5	61,510.08	5	78,767.07
BENCHMARK PROPERTIES INC	Farm 5500 Non Filed	7670 W LAKE MEAD BLVD STE 100	LAS VEGAS	NV	89128	14	5	6,881.88	35,444.47	14	5	11,010.05	5	22,813.18	11	5	20,				

Appendix

PAVSTONE LLC	Form 5500 Not Filed	PO BOX 66744 NASH VAL	UT UTAH	65566	14	5	5,947.50	40,020.62	10	5	5,834.66	5	21,379.08	38	5	14,872.17	5	65,999.78	5	76,372.16
NORTHERN NEVADA HUMAN SERVICES ASSOCIATION	Form 5500 Not Filed	319 BALDWIN ST	WINNEMUCCA NV	89445	3	5	7,894.81	52,751.88	13	5	7,711.55	5	9,814.86	22	5	13,626.56	5	62,586.65	5	76,173.22
CS WORLDWIDE LLC	Form 5500 Not Filed	PO BOX 66744 NASH EXPRESS	UT UTAH	65566	12	5	5,839.05	51,077.37	7	5	4,885.45	5	14,561.19	13	5	10,524.71	5	65,838.61	5	76,361.32
LACO INC	Form 5500 Not Filed	PO BOX 2069	DANVILLE AL	36016	11	5	5,534.68	36,270.97	17	5	6,240.46	5	26,301.74	28	5	17,779.04	5	63,377.41	5	76,124.25
NATIONAL BUILDERS INC	Form 5500 Not Filed	2145 ARCTIC SPRING AVE	LAS VEGAS NV	89123	12	5	9,515.58	49,932.06	8	5	4,788.58	5	16,127.34	25	5	14,291.23	5	63,820.49	5	76,094.63
WIN WOOD CONSTRUCTION INC	Form 5500 Not Filed	2500 W POINT RD	LAS VEGAS NV	89103	18	5	9,205.79	49,262.11	10	5	4,105.22	5	24,987.29	19	5	12,626.57	5	62,652.21	5	76,052.21
EMELI HENDERSON ACQUISITION I	Form 5500 Not Filed	351 AUSTIN DRIVE DR	HENDERSON NV	89054	12	5	11,475.55	39,370.95	7	5	6,820.45	5	8,409.77	14	5	15,558.44	5	66,802.25	5	75,761.61
CHIMBRA SOUL CLUB LLC	Form 5500 Not Filed	405 MAIN CT 241	HENDERSON NV	89011	12	5	7,021.42	46,707.94	4	5	4,438.15	5	12,832.20	17	5	12,439.48	5	64,530.42	5	75,968.88
CARRIAGE HOUSE TIMESHARE ASSOCIATION INC	Form 5500 Not Filed	225 E HARMONY AVE	LAS VEGAS NV	89109	18	5	12,793.53	44,385.11	10	5	3,161.40	5	11,881.11	28	5	19,911.72	5	58,037.31	5	75,968.94
CAPITAL GLASS INC	Form 5500 Not Filed	2951 N DEER RUN #14	CARSON CITY NV	89701	18	5	17,283.13	37,041.11	11	5	3,822.15	5	7,692.10	15	5	11,236.22	5	64,741.31	5	75,949.15
CARSON FENCE HEALTH SYSTEM	64-00-01 Beneficiary Provided	PO BOX 2168	CARSON CITY NV	89702	18	5	6,940.38	43,363.05	10	5	8,245.51	5	17,588.10	61	5	13,183.43	5	60,748.84	5	75,935.05
CITY OF CARSON CITY	Form 5500 Not Filed	201 N CARSON ST W	CARSON CITY NV	89701	14	5	8,100.81	47,398.11	29	5	7,335.15	5	13,848.18	63	5	15,436.08	5	66,497.43	5	75,874.35
WILD ISLAND INC	Form 5500 Not Filed	355 KIRKINGTON WAY	SPARKS NV	89404	22	5	8,666.07	34,949.85	19	5	10,271.47	5	22,939.19	46	5	18,937.72	5	56,700.02	5	75,874.74
HOW NEW A CAR INC	64-00-01 Beneficiary Provided	3500 WEST CENTURY BLVD	LOS ANGELES CA	90004	18	5	13,029.78	33,174.31	7	5	4,720.48	5	8,025.15	28	5	19,382.26	5	59,221.02	5	75,781.31
DEAN BERRY TRUCK INC	Neither 64-00-01 Beneficiary Provided	3812 STATE HIGHWAY 331	COPPELL TX	75020	18	5	11,644.84	31,728.16	12	5	9,766.19	5	21,219.22	22	5	20,091.97	5	54,108.28	5	75,499.62
WELLS BECO INC	Neither 64-00-01 Beneficiary Provided	7120 MANUEL MONROE DR	COLUMBIA MO	22094	25	5	4,990.12	46,477.34	10	5	7,528.43	5	14,244.24	25	5	15,248.27	5	58,916.21	5	75,464.63
SUPREME CONCEPTS INNOVATIONS, INC	Form 5500 Not Filed	8800 HOWARD HUGHES PKWY STE 500	LAS VEGAS NV	89109	18	5	8,836.42	42,495.43	2	5	5,495.77	5	14,132.20	28	5	15,122.39	5	62,279.54	5	75,427.83
MADISON BANK	64-00-01 Beneficiary Provided	8112 SPANISH RIDGE AVE STE 300	LAS VEGAS NV	89146	14	5	4,617.12	40,278.76	11	5	8,708.18	5	10,943.13	27	5	11,131.35	5	65,238.12	5	75,378.49
RUGGED ENTERTAINMENT LLC	Form 5500 Not Filed	8030 W SAKARA AVE	LAS VEGAS NV	89117	18	5	7,743.84	38,406.61	4	5	3,760.24	5	9,507.87	22	5	9,507.87	5	58,268.24	5	75,368.24
STAGECOACH HOTEL & CASINO	Form 5500 Not Filed	PO BOX 836	BEATTY NV	89003	18	5	3,686.46	35,825.74	27	5	15,139.11	5	24,724.74	43	5	18,905.57	5	56,544.58	5	75,349.75
M.C.F HOLDINGS INC	64-00-01 Beneficiary Provided	4350 S MONROE ST	DENVER CO	80017	14	5	5,412.50	41,868.49	19	5	6,428.49	5	18,684.64	33	5	13,840.99	5	61,473.57	5	75,314.16
NEVADA HEMLOCK SOCIETY INC	Form 5500 Not Filed	2825 LINCOLN CARR WAY	RENO NV	89502	18	5	8,981.99	37,445.52	4	5	3,124.44	5	6,113.55	25	5	11,171.32	5	63,177.77	5	75,288.10
TOLSON BROS INC	64-00-01 Beneficiary Provided	1426 N TOWN CENTER DR STE 200	LAS VEGAS NV	89103	20	5	8,777.44	40,109.69	10	5	5,189.94	5	9,119.94	20	5	11,819.94	5	61,269.94	5	75,288.10
HEALTH GROUP MANAGEMENT, LLC	Neither 64-00-01 Beneficiary Provided	3000 VIA ALTYN PRVY STE 8	LAS VEGAS NV	89113	18	5	10,564.04	34,064.10	18	5	13,286.05	5	21,673.74	27	5	15,286.05	5	60,446.21	5	75,288.10
AJFA HOME CARE LLC	Form 5500 Not Filed	820 MANCINI LN STE 40	LAS VEGAS NV	89106	14	5	6,893.05	44,837.48	8	5	3,970.46	5	10,283.24	22	5	10,283.24	5	65,130.13	5	75,174.38
PREMISE HEALTH EMPLOYER SOLUTIONS LLC	Form 5500 Not Filed	PO BOX 28200 N NORMAL AND COMPANY	NASHVILLE TN	37208	11	5	7,955.15	42,798.60	17	5	5,905.15	5	15,179.27	27	5	13,181.63	5	57,973.57	5	75,134.20
LAWRYS RESTAURANTS OF NEVADA	Form 5500 Not Filed	300 N LA CERRA BLVD	BEVERLY HILLS CA	90211	13	5	7,881.85	31,741.12	11	5	5,836.28	5	9,619.86	28	5	13,628.12	5	61,361.02	5	75,092.21
THEKEY MANAGEMENT LLC	Form 5500 Not Filed	7777 JAY AVE	LA JOLLA CA	92037	18	5	6,138.21	36,781.29	8	5	8,105.15	5	23,818.84	18	5	15,433.36	5	60,001.11	5	75,033.49
GREAT FULL GARDENS, INC	Form 5500 Not Filed	1335 ARMINETTE WAY STE 274	RENO NV	89503	18	5	8,664.25	41,414.31	11	5	7,272.74	5	16,840.25	25	5	16,939.99	5	58,956.21	5	74,993.20
AND ARAM LTD	Form 5500 Not Filed	2740 S JONES BLVD	LAS VEGAS NV	89146	14	5	7,820.23	40,027.78	11	5	5,246.42	5	12,877.10	25	5	13,089.11	5	63,884.04	5	74,934.00
TOP SERVICES INC	Form 5500 Not Filed	1455 WINDYBUSH DR	LAS VEGAS NV	89103	28	5	5,498.97	26,297.98	28	5	6,890.98	5	17,998.79	38	5	12,286.96	5	62,649.29	5	74,934.00
BURNING MAN PROJECT	64-00-01 Beneficiary Provided	380 ALABAMA ST	SAN FRANCISCO CA	94103	11	5	14,742.16	32,727.86	7	5	13,527.10	5	1,457.63	14	5	14,988.10	5	69,008.22	5	74,932.22
AMERICA MUTUAL INSURANCE COMPANY	Form 5500 Not Filed	PO BOX 6088	PROVIDENCE RI	02940	12	5	7,028.98	37,482.36	12	5	8,927.81	5	20,554.30	24	5	18,854.88	5	58,035.38	5	74,880.22
ANDERSON FORD-MERCELY SALES	Form 5500 Not Filed	1351 WEST WILLIAMS	FALCON NV	89460	17	5	3,970.14	28,427.11	14	5	15,988.22	5	16,848.57	21	5	15,338.38	5	55,385.78	5	74,824.14
S&O LLC	Form 5500 Not Filed	9040 W RENO AVE UNIT 110	LAS VEGAS NV	89146	11	5	9,054.11	34,275.06	17	5	10,021.21	5	21,093.14	17	5	14,777.81	5	55,114.21	5	74,792.02
WR US LLC	Form 5500 Not Filed	1131 LAS VEGAS BLVD	LAS VEGAS NV	89109	14	5	7,495.14	33,643.46	7	5	3,764.36	5	9,858.11	25	5	11,234.54	5	63,551.21	5	74,756.33
BASALUIT CONCRETE PRODUCTS LL	Form 5500 Not Filed	PO BOX 43804 SANFACIO CD	RANCHO CONCORDIA CA	95741	12	5	5,132.89	41,367.87	7	5	7,231.44	5	20,951.51	19	5	12,884.33	5	62,380.38	5	74,644.73
BEYERHAIM CONSTRUCTION INC	Form 5500 Not Filed	5189 S ARNOLD	LAS VEGAS NV	89118	12	5	4,579.92	32,844.42	18	5	14,838.12	5	24,301.99	31	5	17,487.12	5	59,137.61	5	74,600.53
SEA VIEW HOLDINGS LLC	Form 5500 Not Filed	4405 WASHINGTON BLVD STE 400	LOS ANGELES CA	90010	18	5	10,159.58	42,124.40	12	5	10,809.11	5	14,988.42	28	5	15,122.44	5	58,122.44	5	74,542.38
LEN RECEPTION INC	Form 5500 Not Filed	7070 W GARDEN AVE STE 210	NORTH LAS VEGAS NV	89088	18	5	3,121.64	29,279.86	18	5	19,918.86	5	23,712.64	21	5	23,611.64	5	61,611.64	5	74,464.88
CONTRACTOR C&E CARSON LLC	Form 5500 Not Filed	PO BOX 288 NASH EXPRESS	UT UTAH	65566	24	5	7,314.88	28,673.97	13	5	6,108.76	5	16,344.64	23	5	15,436.41	5	59,002.01	5	74,420.21
LALA DENTISTRY LTD	Form 5500 Not Filed	4875 SUMMIT RIDGE DR	RENO NV	89331	18	5	14,238.28	43,492.97	2	5	5,174.94	5	11,207.82	17	5	14,308.14	5	54,700.38	5	74,303.53
SANMARINI LLC	Form 5500 Not Filed	386 W FLORENCE AVE	HUNTSVILLE TN	38401	11	5	8,158.60	36,365.14	11	5	8,445.15	5	21,541.71	21	5	14,931.75	5	59,139.01	5	74,230.81
CANYON GATE AT LAS VEGAS INC	Form 5500 Not Filed	8300 LAS FAYE STE 800	DALLAS TX	75234	11	5	5,942.42	43,425.05	5	5	4,178.25	5	20,644.40	23	5	15,320.67	5	63,950.25	5	74,190.22
VE GROUP VENTURE LLC	Form 5500 Not Filed	1377 LAS VEGAS BLVD STE 27420	LAS VEGAS NV	89109	18	5	8,219.92	32,040.67	12	5	5,987.89	5	8,931.00	28	5	13,887.39	5	66,395.27	5	74,080.40
CROSSMARK INC	64-00-01 Beneficiary Provided	2031 STATE HIGHWAY 121 STE 100	LEWISVILLE TX	75066	14	5	5,682.32	36,945.94	4	5	2,495.75	5	14,969.11	28	5	15,954.04	5	60,954.04	5	74,080.40
SEA VIEW CARE INC	Form 5500 Not Filed	2770 S HAWKLAND PARK STE 322A	LAS VEGAS NV	89109	18	5	8,307.97	46,145.75	4	5	4,826.99	5	15,170.75	19	5	12,877.70	5	63,307.70	5	74,044.88
UNION MUTUAL LIFE INSURANCE, INC	Form 5500 Not Filed	100 PROMENADE WY	HOOP NV	89888	18	5	7,840.18	40,460.18	7	5	5,900.18	5	9,200.18	19	5	12,300.18	5	61,000.18	5	74,044.88
SOI MANUFACTURING INC	Form 5500 Not Filed	3940 N ELATION, SUITE C	IL LAS VEGAS NV	89013	18	5	6,942.12	37,744.63	5	5	5,905.15	5	9,642.12	19	5	10,542.12	5	60,542.12	5	73,950.12
LEMONS CORPORATION	64-00-01 Beneficiary Provided	PO BOX 3222	HENRIEVILLE NH	10547	18	5	6,784.98	38,121.72	21	5	9,887.17	5	17,880.60	40	5	14,772.35	5	57,088.58	5	73,870.93
RENO SHIRAZ CONVENTION AND M	Form 5500 Not Filed	PO BOX 6107	HENO CA	95044	15	5	7,238.18	36,364.18	4	5	2,121.71	5	9,490.71	21	5	14,900.71	5	64,900.71	5	73,790.44
ARGAS USA LLC	Form 5500 Not Filed	259 N RADNOR CHESTER RD</																		

Appendix

SOUTHERN NEVADA OVERWALL SYSTEMS LLC	Form 5500 Non Filed	4625 POLARIS AVE STE 300	LAS VEGAS	NV	89000	11	5	7,012.41	38,883.67	12	5	1,338.81	5	16,514.77	25	5	14,341.22	5	58,035.41	5	72,366.66
SUNBELT RENTALS INC	44 or 49 Beneficial Provided	2145 DERFFORD DR	FORT MALL	DC	20715	15	5	8,771.20	45,130.21	15	5	1,565.53	5	12,861.31	28	5	14,334.72	5	58,000.53	5	72,305.25
COMPREHENSIVE EYE CARE HOLDINGS II LLC	Form 5500 Non Filed	1000 W HORIZON RIDGE PKWY STE 110	HENDERSON	NV	89012	12	5	6,659.89	47,882.80	12	5	1,838.16	5	11,940.99	28	5	12,478.85	5	59,825.02	5	72,301.87
BOAH LLC	Form 5500 Non Filed	1247 F REMBE RD	LAS VEGAS	NV	89113	14	5	4,921.49	41,206.45	4	5	2,075.47	5	10,904.45	22	5	11,996.86	5	66,380.46	5	72,276.76
CURENT LLC	Form 5500 Non Filed	2940 S RAINBOW BLVD	LAS VEGAS	NV	89121	15	5	8,103.04	42,383.55	2	5	4,837.71	5	15,640.85	20	5	15,297.05	5	57,047.05	5	72,244.05
INDUSTRIAL MODULAR REPAIR/REPAIR INC	Form 5500 Non Filed	3607 S CAUTIONARY AVE STE 100	LAS VEGAS	NV	89124	16	5	7,046.97	40,221.77	16	5	1,270.99	5	12,700.29	26	5	12,254.29	5	52,554.29	5	72,212.29
CASLE CO CONTRACTORS LLC	Form 5500 Non Filed	3005 S RAINBOW BLVD STE 407	LAS VEGAS	NV	89124	16	5	7,510.08	43,938.47	16	5	1,642.15	5	14,642.15	26	5	15,251.15	5	58,011.15	5	72,181.15
BASSEL CAFE INC	Neither 44 or 49 Beneficial Provided	801 N BUFFALO	LAS VEGAS	NV	89143	14	5	7,108.48	54,254.88	4	5	1,578.41	5	7,108.20	22	5	10,688.07	5	65,368.07	5	72,153.03
ECLAB INC	44 or 49 Beneficial Provided	PO BOX 1946 NANNETT AOOD	GARDEN CITY	NV	11300	14	5	6,276.13	40,501.88	14	5	1,980.11	5	11,736.05	21	5	14,261.23	5	57,798.21	5	72,124.66
PRESTIGE ROOFING INC	Form 5500 Non Filed	3405 BUNNELL DR	NORTH LAS VEGAS	NV	89031	4	5	5,432.01	44,528.86	4	5	4,717.41	5	17,142.56	14	5	11,019.84	5	61,471.41	5	72,101.26
GREAT PLAINS ENTERPRISES INC	Form 5500 Non Filed	PO BOX 13611	SALEM	OR	97304	14	5	10,813.15	46,059.56	14	5	1,537.10	5	10,002.74	28	5	15,911.36	5	58,062.29	5	71,973.05
POWERED BY FOOD LLC	Form 5500 Non Filed	955 KELLY ANTHONY DR	LAS VEGAS	NV	89119	14	5	5,613.05	46,874.06	17	5	1,086.41	5	15,871.31	16	5	10,718.78	5	61,254.31	5	71,974.11
STEVES HD INC	Form 5500 Non Filed	4612 AMBER VALLEY HWY'S PRKY	FARGO	ND	58104	15	5	7,839.28	46,970.11	15	5	1,594.45	5	10,494.36	20	5	11,433.79	5	66,644.47	5	71,899.20
CACTUS PETS LLC	Form 5500 Non Filed	1980 HOWARD HUNTER'S PKWY	LAS VEGAS	NV	89000	16	5	8,577.86	42,405.88	22	5	1,637.27	5	7,079.55	15	5	12,120.26	5	59,531.41	5	71,688.00
CLIMAXIMUS DESIGN INC	44 or 49 Beneficial Provided	10000 TULLOCH RD	HENDERSON	NV	89002	16	5	6,104.48	41,026.70	16	5	1,788.16	5	8,540.29	22	5	11,049.19	5	58,147.68	5	71,599.64
RESOURCES BEST PIZZA AND PASTA, LLC	Form 5500 Non Filed	5270 90 FORT APACHE RD	LAS VEGAS	NV	89004	21	5	7,232.28	39,949.84	21	5	1,424.67	5	2,837.07	22	5	8,747.23	5	62,705.26	5	71,523.14
INNOVATIVE LABOR SOLUTIONS, INC.	Form 5500 Non Filed	2447 DEAN MARTINE DR	LAS VEGAS	NV	89118	22	5	6,896.75	54,880.36	2	5	1,103.07	5	6,954.36	15	5	8,827.62	5	65,614.21	5	71,452.34
PROGRESS RESIDENTIAL PROPERTY MANAGER LLC	Form 5500 Non Filed	7400 N HOBSON RD STE 300	KOTTSHALE	AZ	85266	14	5	10,108.58	47,400.86	14	5	1,008.19	5	4,807.11	24	5	11,214.76	5	58,115.78	5	71,402.54
CROSSROADS LAS VEGAS, LLC	Form 5500 Non Filed	7500 N GUNWASH BLVD STE 200	BURBANK	CA	91004	17	5	7,884.58	42,593.86	17	5	7,884.58	5	11,774.28	24	5	11,774.28	5	55,906.86	5	71,365.08
NOVA GEOTECHNICAL AND INSPECT	Form 5500 Non Filed	1480 W Hacienda Suite 104	LAS VEGAS	NV	89114	18	5	10,923.07	45,299.39	18	5	4,783.45	5	10,304.68	24	5	11,706.66	5	55,004.08	5	71,310.74
ADI CONTRACTING & DEVELOPMENT	Form 5500 Non Filed	27 F BRIDGES AVE	N LAS VEGAS	NV	89000	4	5	6,978.43	46,278.12	4	5	6,646.68	5	11,384.01	16	5	13,620.89	5	57,662.01	5	71,282.02
INTEREST RETAIL INSTALLATION	Form 5500 Non Filed	8070 W CHEVYNE AVE #230	LAS VEGAS	NV	89229	16	5	5,975.76	44,880.75	16	5	1,903.50	5	17,944.00	18	5	10,911.11	5	61,725.11	5	71,241.00
INSULATED BRACKETS INC	44 or 49 Beneficial Provided	15 CANTONMENT DR STE 2000	SAN FRANCISCO	CA	94116	17	5	11,444.17	39,249.17	17	5	8,147.17	5	11,444.17	20	5	11,444.17	5	51,171.17	5	71,204.60
MICHAEL HOEN METER CO	Form 5500 Non Filed	5000 RESEARCH WAY	CARSON CITY	NV	89704	21	5	5,310.15	38,968.15	17	5	6,610.88	5	18,812.34	14	5	13,511.13	5	57,120.13	5	71,213.40
IMERT ELECTRIC COMPANY	Form 5500 Non Filed	7780 WHITE FIR ST	RENO	NV	89513	14	5	7,768.80	48,493.17	5	5	4,040.05	5	9,951.10	18	5	11,889.05	5	58,382.05	5	71,183.03
JAMES HOLLAND INC	Form 5500 Non Filed	8535 S DAYTON ST	GREENWOOD VILLAGE	CO	80111	11	5	6,010.13	54,880.44	4	5	2,000.13	5	6,079.17	15	5	8,000.17	5	61,888.41	5	71,179.88
TAM FLAND INC	Form 5500 Non Filed	4794 W ROSE DR	LAS VEGAS	NV	89118	18	5	8,084.49	43,861.30	5	5	3,825.45	5	14,443.68	27	5	12,320.38	5	58,208.07	5	71,129.35
GRAY MEDIA GROUP INC	Form 5500 Non Filed	203 MONROE ST 1D	MONTGOMERY	AL	36104	11	5	5,041.12	35,431.12	5	5	2,892.10	5	12,171.00	17	5	8,496.19	5	63,610.71	5	71,106.90
GRAY PLATT MANUFACTURING LLC	Form 5500 Non Filed	4645 ARBENTZER CIRCLE	RENO	NV	89302	11	5	5,081.37	36,393.71	10	5	3,807.69	5	21,201.39	21	5	13,828.47	5	57,688.09	5	71,014.56
OLD MAYN LLC	Form 5500 Non Filed	PO BOX 289 TULAC EXPRESS	TULACUS	MD	89000	16	5	7,106.74	33,379.70	12	5	7,496.10	5	2,820.47	27	5	14,003.02	5	56,407.02	5	70,910.72
BEAUMONT PERFORM, LLC	Form 5500 Non Filed	2000 WYOMING	SPRING	CA	94704	21	5	5,975.76	27,268.88	21	5	2,090.25	5	10,719.00	25	5	12,710.26	5	58,222.26	5	70,819.26
SMITH & SAMPSON LLC	Form 5500 Non Filed	20845 LANTANA AVE STE 107	HENDERSON	NV	89051	16	5	6,854.16	38,112.16	16	5	4,506.10	5	18,405.11	22	5	11,514.44	5	51,886.11	5	70,716.44
CHILDREN'S BONE & SPINE SURGER	Form 5500 Non Filed	1525 S BONDWALL LANE BLDG	LAS VEGAS	NV	89113	12	5	8,760.18	34,369.84	12	5	16,274.87	5	10,001.25	17	5	17,379.87	5	59,749.87	5	70,671.87
IBERICO HOLDINGS CENTINELA HILLS LLC	Form 5500 Non Filed	220 SIBONARDI BARRIO SPRINGS AVE	LAS VEGAS	NV	89113	14	5	8,100.78	45,341.80	4	5	4,697.41	5	10,984.41	14	5	14,648.09	5	58,113.41	5	70,562.40
THE GRID	Form 5500 Non Filed	1130 TAYLOR PL	FALCON	NV	89464	11	5	17,103.43	33,804.00	10	5	7,463.13	5	11,301.64	14	5	14,788.86	5	46,105.46	5	70,494.52
BLACK WOLF DESIGN NEVADA LLC	Form 5500 Non Filed	179 CONCORD DR STE 106	MADISON	WI	53719	12	5	8,199.08	44,561.72	7	5	3,205.50	5	14,894.56	19	5	14,894.56	5	57,416.80	5	70,458.36
ROYAL WEST DRYPALLING INC OF NV	Form 5500 Non Filed	2008 SECOND STREET	NORCO	CA	93960	11	5	7,091.88	26,561.99	19	5	11,180.49	5	20,001.26	14	5	10,861.26	5	51,564.74	5	70,447.10
CUSTOMER LLC	44 or 49 Beneficial Provided	2930 DISTRICT AVE #300	FARMER	VA	22081	12	5	6,179.27	38,971.60	12	5	14,236.19	5	24,640.19	24	5	26,420.19	5	56,410.19	5	70,414.19
CANTON CONSTRUCTION CO	Form 5500 Non Filed	P O BOX 2070	FAIRFAX	NV	22081	12	5	6,702.00	37,622.00	10	5	1,447.01	5	4,023.52	24	5	7,439.12	5	61,053.12	5	70,404.87
THE NATION HOLDINGS INC	Form 5500 Non Filed	888 WESTVIEW BLVD STE 120	HENDERSON	NV	89011	16	5	9,144.78	36,611.78	16	5	4,794.41	5	11,919.29	22	5	11,919.29	5	51,876.11	5	70,386.29
NEVADA COMMUNITY MANAGEMENT LLC	Form 5500 Non Filed	5206 S CLAMOND RD STE 200	MURRAY	UT	84007	17	5	4,999.84	36,464.82	13	5	7,607.05	5	15,961.10	23	5	16,427.39	5	54,385.10	5	70,373.10
CORPORATE EIGHT EYE INC	Form 5500 Non Filed	1430 BET STREAM DR STE 130	HENDERSON	NV	89013	14	5	8,233.11	48,954.95	12	5	7,787.21	5	12,802.74	10	5	16,999.75	5	53,799.75	5	70,358.08
SMT SPRING MOUNTAIN LLC	Form 5500 Non Filed	8015 MAIN ST	LAS VEGAS	NV	89031	14	5	7,582.23	48,811.10	5	5	4,155.75	5	6,194.23	27	5	11,737.78	5	59,007.21	5	70,305.11
BMAN MECHANICAL INC	Form 5500 Non Filed	1115 WYNN ROAD	LAS VEGAS	NV	89102	14	5	8,048.82	38,607.89	7	5	807.11	5	2,172.11	23	5	8,956.53	5	61,786.03	5	70,276.53
WESTCO CONSTRUCTION	Form 5500 Non Filed	5620 STEPHANIE ST	LAS VEGAS	NV	89122	16	5	8,017.68	41,324.00	15	5	1,125.28	5	14,071.25	11	5	11,212.94	5	57,395.25	5	70,268.19
ATLAS ROOFING CORPORATION	44 or 49 Beneficial Provided	802 HIGHWAY 19 W STE 100	MERRIDAN	MS	39067	14	5	8,141.34	38,641.64	11	5	7,088.18	5	16,624.18	16	5	15,341.72	5	55,071.72	5	70,268.04
SD DISTRIBUTION INC	44 or 49 Beneficial Provided	220 WESTVIEW BLVD STE 4	CONVENTON	LA	70001	16	5	5,407.00	34,538.38	16	5	4,819.01	5	10,717.11	24	5	11,210.11	5	55,240.11	5	70,244.76
NEWBERY CHERRY PRODUCTS LLC	Form 5500 Non Filed	8000 N LAMB BLVD STE 104	LAS VEGAS	NV	89119	16	5	6,484.16	36,861.16	17	5	4,506.10	5	11,792.10	19	5	11,792.10	5	57,107.10	5	70,194.67
SIAMORE CONSTRUCTION LLC	Form 5500 Non Filed	1415 CLAMOND ROAD	LAS VEGAS	NV	89113	16	5	2,276.13	35,271.13	21	5	16,512.10	5	14,249.74	15	5	14,249.74	5	56,121.10	5	70,162.10
CACHE VALLEY ELECTRIC COMPANY	44 or 49 Beneficial Provided	875 NORTH OGDEN WEST	LOGAN	UT	84041	12	5	7,974.41	42,474.02	11	5	7,887.26	5	13,013.27	23	5	14,861.26	5	54,402.26	5	

Appendix

BAND HARRIS BANK NA	Form 5500 Non-Filed	PO BOX 1550 SUITE 0381	UNIONVILLE	NC	80060	12	7,613.57	13,777.95	11	2,772.54	20,203.67	25	14,886.51	52,985.02	67,868.13
AT HOME LOUIS & CARE LLC	Form 5500 Non-Filed	300 E DESERT INN SUITE 104	LAS VEGAS	NV	89039	4	8,802.85	48,424.99	4	5,760.25	12,079.47	14	15,320.32	52,497.46	67,800.56
CC CONSTRUCTION OF NEVADA LLC	Form 5500 Non-Filed	1500 W SAGHAI RD	LAS VEGAS	NV	89164	14	5,914.42	45,963.14	14	5,086.12	10,901.47	28	10,901.04	56,801.02	67,762.64
QUEST ACADAMIC PREPARATORY EDU	Form 5500 Non-Filed	4025 N RANCH DR	WASCO	NV	89070	18	8,624.08	48,524.88	8	2,881.80	7,941.79	21	11,824.99	56,436.47	67,261.62
WINDSOR PATRONS LLC	Member 5k or 40 Benefits Provided	3603 JENSEN CT	SANTA FE SPRINGS	CA	95070	28	10,125.00	24,550.10	12	6,828.00	21,519.90	22	10,920.88	47,720.00	67,200.83
ALL MY HOME MOVING AND STORAGE	Form 5500 Non-Filed	1400 WINDY RIDGE	LAKELAND	FL	33607	28	7,462.73	24,700.00	28	5,209.73	9,209.73	25	10,286.29	57,049.00	67,200.00
EDWIN SHARPE ARTIST	Form 5500 Non-Filed	2802 S SUNSET RD #302	LAS VEGAS	NV	89103	18	4,834.84	18,161.10	17	4,834.84	12,690.01	17	13,651.46	53,880.12	67,153.57
EMPERUS US INC	Form 5500 Non-Filed	100 MANHATTAN PLACE	MILWAUKEE	WI	53212	8	9,471.54	36,900.00	9	2,988.12	13,188.21	18	17,443.08	50,688.38	67,137.28
LEAD LOGIC LLC	Form 5500 Non-Filed	2386 E 4000 S	SAINT GEORGE	UT	84700	18	7,103.11	12,575.85	12	4,838.12	10,988.88	28	14,958.33	52,475.51	67,078.86
TOPAZ LODGE INC	Form 5500 Non-Filed	1200 FINANCIAL BLDG	EVANSTON	IL	60120	11	6,288.76	41,428.78	14	5,187.27	11,271.09	11	11,676.05	55,705.17	67,061.40
STONE CRUISEURS LLC	Form 5500 Non-Filed	4734 W POST RD	LAS VEGAS	NV	89118	11	12,274.54	39,586.32	7	4,434.86	11,005.20	18	16,699.23	50,589.60	67,060.83
KAWAN COMPANY LLC	Form 5500 Non-Filed	7705 COMMERCIAL WAY STE 150	HENDERSON	NV	89011	14	8,264.51	41,644.04	10	4,179.47	13,641.06	28	12,444.00	54,790.00	67,237.00
YESSCO INC	Form 5500 Non-Filed	4775 AIRCENTER CIR NW	SPRING	NV	89022	7	3,058.61	23,794.35	7	11,796.90	2,879.56	14	14,794.97	52,614.47	67,209.44
BEASCO & SON MARKET INC	Form 5500 Non-Filed	7231 LITTLE EAST ST	SPRING	NV	89020	12	7,272.10	18,851.00	14	4,100.00	2,296.47	28	15,727.74	51,923.70	67,106.48
SMALL MISC DEVELOPMENT LLC	Member 5k or 40 Benefits Provided	8722 BLUEBERRY DR STE 100	BOISE	ID	83709	28	4,702.13	18,244.12	23	5,099.89	10,909.17	42	10,286.78	58,482.28	67,166.65
COMMERCIAL ON SITE CLEANING	Form 5500 Non-Filed	802 BOW 2228S	LAS VEGAS	NV	89112	28	7,936.78	52,852.42	2	2,476.05	4,285.30	14	10,213.21	56,274.50	67,087.58
AMERICAN PAVEMENT PRESERVATIO	Member 4k or 40 Benefits Provided	4725 E CARTER AVE	LAS VEGAS	NV	89115	22	7,871.71	36,008.99	2	1,113.87	2,261.18	14	8,785.00	58,270.97	67,056.17
GILSON DAVIS LP	Form 5500 Non-Filed	PO BOX 7568	LAJUNTA	CA	92031	11	8,915.41	36,534.64	11	5,101.12	11,041.08	24	14,513.32	53,180.21	67,033.54
SUPER COLOR DIGITAL LLC	Form 5500 Non-Filed	16763 HALF AVENUE	IRVINE	CA	92606	14	6,117.07	30,843.61	5	2,009.58	6,029.77	21	8,126.12	58,872.79	66,998.91
MORSE ELECTRIC INC	Form 5500 Non-Filed	100 W South St	FREESTON	IL	61302	8	4,461.46	11,846.90	9	8,135.00	20,301.16	18	12,615.36	54,777.08	66,962.42
INFINITY HOSPICE CARE OF LAS	Form 5500 Non-Filed	8434 S DEER AVE	STOUGHTON	AZ	85120	14	10,141.52	26,494.49	15	6,085.46	18,071.29	28	18,422.96	48,985.18	66,968.14
AMPHIBIOUS SERVICES	Form 5500 Non-Filed	25100 285 SUC EXPRESS	ST LOUIS	MO	63106	12	9,174.00	14,437.87	4	4,239.80	1,949.00	20	12,471.71	53,400.00	66,869.27
CORRELY TRUCKS INC	Form 5500 Non-Filed	8074 S BARNHURST BLVD STE 100	ST LOUIS	MO	63104	17	6,207.64	16,460.00	17	2,000.00	11,260.00	17	16,854.64	53,304.64	66,869.27
BARNS SNAKE LLC	Form 5500 Non-Filed	PO BOX 7411	RENO	NV	89500	18	5,020.51	21,117.87	20	16,888.00	26,603.00	18	19,761.14	47,117.56	66,874.84
STURGEON ELECTRIC COMPANY INC	Form 5500 Non-Filed	12105 E 121TH AVE	COMMERCIAL CITY	CO	80440	18	4,892.11	29,738.11	12	8,817.78	23,533.18	20	12,747.88	53,113.22	66,804.78
T AND P MARINE & GRABITE INC	Form 5500 Non-Filed	3772 CIVIC CENTER DR	NORTH LAS VEGAS	NV	89000	4	6,560.00	15,442.71	5	1,887.53	5,188.11	11	8,229.39	58,618.11	66,847.71
WENCO INC	Form 5500 Non-Filed	200 James Dr. E	ST. ROSE	LA	70087	11	6,474.40	35,490.42	12	6,188.00	18,510.28	23	12,681.40	54,028.20	66,861.10
SUNSET & GREEN VALLEY INC	Form 5500 Non-Filed	4427 S SUNSET ST	HENDERSON	NV	89014	14	7,807.25	47,874.75	7	4,012.16	6,785.10	19	11,918.81	54,700.00	66,680.46
BERGLECTRIC CORPORATION	Member 4k or 40 Benefits Provided	1182 LONDRAVE RD	CARLEBAD	CA	92010	21	7,463.13	34,348.39	5	1,894.13	3,107.88	28	11,917.48	57,509.08	66,666.52
ORIONALLY GAS TURBINE LLC	Form 5500 Non-Filed	2009 RICA BLVD	PAUMotu BEACH GARDENS	FL	33415	8	8,607.00	20,093.19	10	4,124.00	4,509.00	20	9,991.00	56,678.00	66,589.04
A & A CATERING SERVICES (SERVES)	Form 5500 Non-Filed	25100 285 SUC EXPRESS	ST LOUIS	MO	63106	21	6,966.78	26,899.19	18	5,170.00	11,288.00	24	14,577.00	57,209.19	66,546.48
ABS OPERATING LLC	Member 4k or 40 Benefits Provided	401 INDUSTRIAL BLVD	SARASOTA	FL	34211	12	4,874.84	18,161.10	12	5,640.00	18,511.10	18	12,528.45	54,126.00	66,512.00
HERSON COMPANIES LLC	Member 4k or 40 Benefits Provided	2912 S LA MADRE WAY	NORTH LAS VEGAS	NV	89081	14	3,108.58	11,205.84	18	11,457.47	29,738.27	27	16,626.07	50,794.56	66,411.03
LEGAL CENTER OF SOUTHERN	Member 4k or 40 Benefits Provided	725 S CHARLESTON BLDG	LAS VEGAS	NV	89004	12	5,948.84	22,951.55	12	6,000.00	10,933.25	18	14,827.07	53,970.56	66,407.88
BFCA L.L.C.	Form 5500 Non-Filed	105 JAY AVENUE W	HENDERSON	NV	89004	11	4,107.40	18,399.10	17	10,271.25	14,402.82	28	14,751.43	51,601.12	66,393.55
NORTHWEST COLLECTIONS NEVADA, LLC	Form 5500 Non-Filed	PO BOX 458	CLACKAMAS	OR	97015	11	9,102.12	40,548.38	9	6,052.78	10,917.61	22	15,573.00	50,746.00	66,310.00
REVEL COMMUNITIES NV LLC	Form 5500 Non-Filed	8732 S CAMELBACK RD	SCOTTSDALE	AZ	85251	18	9,492.81	46,903.14	7	4,885.78	6,805.00	17	11,538.76	52,708.41	66,287.11
SHRELY AMERICAN INC	Form 5500 Non-Filed	3405 ENCHOWMENT ST	LAS VEGAS	NV	89119	14	6,080.12	38,811.52	5	4,434.47	11,801.14	18	10,504.78	55,612.67	66,117.65
CLIFFWAY BEANS MARKETING LLC	Form 5500 Non-Filed	3800 HAZARD RD	LAS VEGAS	NV	89121	28	7,142.28	18,818.84	4	4,408.00	4,494.44	20	8,240.33	57,111.11	66,060.03
COO SECURITY INC	Form 5500 Non-Filed	PO BOX 9778	LAS VEGAS	NV	89109	18	5,121.68	40,201.80	1	4,108.46	18,028.00	12	11,806.18	58,386.88	66,008.00
COOPER'S BLINE INC	Form 5500 Non-Filed	3000 FAYTON BLVD	CLEVELAND	OH	44122	18	5,212.90	46,292.60	5	5,980.15	11,243.41	14	7,124.04	58,784.56	65,958.52
FAVOSTOCK RESTAURANTS (SERVES) GROUP HOLDINGS LLC	Form 5500 Non-Filed	4705 S AVONIA VILLAGE RD STE 210	ORLANDO	FL	32819	18	5,865.15	42,799.00	10	5,438.10	11,793.00	20	11,293.96	54,000.00	65,794.93
GREAT BANK FEDERAL CREDIT UN	Form 5500 Non-Filed	3775 S VIRGINIA ST	RENO	NV	89511	11	7,141.97	30,355.85	16	10,417.48	17,236.14	20	18,120.35	47,612.28	65,792.44
ORAIN LLC	Form 5500 Non-Filed	PO BOX 283 SUC EXPRESS	ST LOUIS	MO	63106	7	6,948.58	22,017.87	17	11,983.16	22,693.24	25	15,578.00	46,712.21	65,748.45
S STAR GRAND CANYON WEST INC	Form 5500 Non-Filed	1421 AIRPORT RD STE 120	BOULDER CITY	NV	89005	14	5,731.34	35,215.24	8	5,455.15	19,241.74	21	11,944.89	54,549.98	65,734.87
MHC CONTRACTORS HUSTON LLC	Form 5500 Non-Filed	7040 REDWOOD STREET	LAS VEGAS	NV	89118	14	4,059.51	16,343.94	8	4,862.41	18,924.90	21	10,822.12	52,696.46	65,718.79
PROFESSION FOUNDERS INC	Form 5500 Non-Filed	1727 LOCUSTRD HWY	CANON CITY	NV	89700	8	6,800.00	12,513.00	1	4,429.00	4,007.00	18	9,099.00	58,900.00	65,692.07
CONCRETE CONCRETE CO	Member 4k or 40 Benefits Provided	208 W COLUMBIA DR	HENDERSON	NV	89014	18	6,106.18	40,241.88	7	4,100.00	9,200.00	18	9,200.00	58,151.88	65,649.48
TRIVE WELFARE OF RENO, LLC	Form 5500 Non-Filed	481 COLONY CT	RENO	NV	89501	14	6,977.58	16,271.20	14	5,206.05	10,471.80	24	14,744.44	50,266.00	65,546.44
JAWOY COMPANIES INC	Form 5500 Non-Filed	821 LAS VEGAS BLVD S STE 300	RENO	NV	89501	18	5,910.00	16,243.70	10	6,411.12	18,170.00	20	12,810.14	53,210.00	65,545.60
OUTLANDER INDUSTRIES	Member 4k or 40 Benefits Provided	PO BOX 280 SUC ADVANTAGE	NORTH PLATTE	NE	68901	11	9,460.00	38,882.11	11	7,021.75	10,550.07	21	12,210.82	48,276.26	65,538.10
IRM NV	Form 5500 Non-Filed	2880 BOULEVARD CANYON RD # C-413	SAIGUS	CA	91700	14	6,590.02	45,927.28	11	4,885.24	8,118.88	25	11,484.26	54,047.24	65,531.42
FREEDS BOULEVARD BAKERY INC	Form 5500 Non-Filed	8815 S EASTLEY AVE	LAS VEGAS	NV	89183	15	3,768.01	15,385.16	15	6,132.88	28,641.64	24	11,900.89	53,614.00	65,515.89
MASTROS RESTAURANTS LLC	Form 5500 Non-Filed	1530 W LOOPY S	HOUSTON	TX	77017	18	7,845.15	34,523.65	8	4,888.18	14,641.97	18	16,513.34	48,984.40	65,497.94
COVERED ROOFING & SOLAR INC	Member 4k or 40 Benefits Provided	3705 ROGERS ST	LAS VEGAS	NV	89119	14	11,365.10	30,841.24	18	4,348.12	17,121.27	20	17,713.50	47,707.20	65,477.00
BRAXTON ACADEMY OF PERFORM	Form 5500 Non-Filed	7100 W FLAMINGO RD	LAS VEGAS	NV	89119	18	7,122.88	26,996.77	5	4,199.39	12,929.28	18	11,846.78	51,013.28	65,466.73
VEGAS VALLEY FIRE DESIGN INC	Form 5500 Non-Filed	1700 ANSEL ST STE 210	LAS VEGAS	NV	89118	18	5,910.00	38,050.00	13	6,510.00	14,670.00	28	14,513.36	50,873.00	65,358.86
BA INVESTMENTS LLC	Form 5500 Non-Filed	7888 FRIENDLY BREEZE CT	LAS VEGAS	NV	89123	12	5,282.82	31,200.82	12	6,808.10	21,892.01	24	12,090.00	53,239.00	65,204.45
BUCKLEUP STAFFING, LLC	Form 5500 Non-Filed	222 MERRIMACK MARKET PLACE BLDG	CHICAGO	IL	60604	1	6,055.15	38,568.81	11	4,498.58	14,688.00	18	11,094.58	54,229.58	65,124.56
COLVIN CONSTRUCTION	Form 5500 Non-Filed	7676 W LAKE MEAD BLVD STE 100	LAS VEGAS	NV	89118	11	5,817.07	17,771.01	5	4,046.15	11,688.16	16	11,801.45	51,411.71	65,078.15
SHALL MARKETING INC	Form 5500 Non														



Appendix

THE LAW FIRM OF HESBIE & ASSOCIATES	Form 5500 Non-Filed	11310 W CHEVENE AVENUE	NORTH LAS VEGAS	NV	89032	17	5	9,006.44	30,929.84	15	5	6,555.05	5	14,679.00	21	5	18,464.33	5	45,906.34	5	64,370.67
LETRIX CORPORATION	Form 5500 Non-Filed	PO BOX 5005	ROCHESTER	MA	01608	14	5	6,135.15	46,006.46	5	5	1,420.07	5	6,537.28	22	5	9,794.23	5	54,004.01	5	64,368.26
CE STEAK U LLC	Form 5500 Non-Filed	197 F CALIFORNIA ST UNIT 270	LAS VEGAS	NV	89104	12	5	8,092.21	41,421.84	5	5	4,080.08	5	10,777.05	18	5	12,338.30	5	52,202.00	5	64,311.28
PACIFICAC PROPERTIES GROUP LLC	Form 5500 Non-Filed	412 NW 5TH AVE 4000	PORTLAND	OR	97209	14	5	36,706.48	36,706.48	15	5	5,730.48	5	12,204.67	5	5	16,639.21	5	47,905.35	5	66,224.56
HONARD HESBIE MANAGEMENT CO. LLC	64 or 60 Beneficial Provided	11310 NORTON RD STE 200	DALLAS	TX	75240	18	5	3,549.50	20,937.36	5	5	13,208.00	5	2,760.21	18	5	16,029.20	5	47,544.20	5	66,202.32
POWER HOUSE DEVELOPMENT INC	64 or 60 Beneficial Provided	3400 JOHN FITE DRIVE	NORTH LAS VEGAS	NV	89104	28	5	5,207.28	26,729.74	25	5	11,500.00	5	2,020.29	26	5	22,520.29	5	47,520.29	5	66,150.60
LETRA BOND HOLDING INC	Form 5500 Non-Filed	1524 BARTLETT ST	MARICOPA	CO	85131	15	5	5,940.00	15,832.00	15	5	6,830.00	5	10,720.00	16	5	14,540.00	5	45,714.00	5	65,674.00
E. B. H CONCRETE LLC	Form 5500 Non-Filed	3620 STEPHANIE LN	LAS VEGAS	NV	89122	4	5	4,844.51	37,874.81	10	5	5,500.00	5	14,684.40	18	5	13,940.27	5	52,606.56	5	64,614.53
SLURBEE MECHANICAL INC	Form 5500 Non-Filed	7380 COMMERCIAL WAY	HENDERSON	NV	89015	14	5	7,184.54	35,912.22	17	5	2,206.21	5	13,653.37	11	5	16,440.79	5	49,543.58	5	63,984.38
SLIMS PLANNING PARTNERS & CANTS	Form 5500 Non-Filed	9640 West Thompson St	LAS VEGAS	NV	89147	14	5	5,509.71	34,847.76	14	5	8,796.16	5	14,739.20	12	5	14,336.41	5	49,587.51	5	63,953.99
CITIBANK NA	Form 5500 Non-Filed	8800 CITIBANK CENTER DRIVE	TAMPA	FL	33603	4	5	8,035.30	23,894.47	11	5	10,594.80	5	21,861.00	19	5	18,680.19	5	45,235.31	5	63,935.74
VICTORY WOODWORKS INC	Form 5500 Non-Filed	340 WEDGE LN	SPARKS	NV	89411	14	5	6,638.80	52,468.49	4	5	1,430.17	5	8,404.47	18	5	8,096.67	5	55,968.38	5	63,908.63
BLVD WATER	Form 5500 Non-Filed	7120 MARAID RIDGE WAY	LAS VEGAS	NV	89119	10	5	10,312.71	37,420.14	10	5	6,050.20	5	9,977.75	20	5	16,363.00	5	51,329.10	5	63,796.20
CONTINENTAL BATTERY COMPANY	64 or 60 Beneficial Provided	888 W STEPHANIE HWY	DALLAS	TX	75247	14	5	4,449.00	39,971.12	10	5	4,004.00	5	15,909.00	21	5	13,933.00	5	51,296.00	5	63,709.77
GENCO INC	Form 5500 Non-Filed	3112 SPRING LAKE	HENDERSON	NV	89011	11	5	3,122.67	30,128.60	17	5	10,100.00	5	16,201.00	24	5	16,241.00	5	41,328.00	5	63,671.07
ADAM S KUTNER PC	Form 5500 Non-Filed	1117 S RANDSON DRIVE	LAS VEGAS	NV	89003	26	5	4,900.24	31,249.61	20	5	2,922.00	5	17,228.00	26	5	14,831.00	5	46,837.00	5	63,605.00
TOUGH TURTLE TURF	Form 5500 Non-Filed	4825 POLARIS AVE STE 212	LAS VEGAS	NV	89121	11	5	6,091.40	31,711.78	11	5	6,599.44	5	13,590.54	22	5	11,590.83	5	56,405.18	5	63,656.18
MARVAL EDUCATION CORPORATION	Member 64 or 60 Beneficial Provided	1100 S DECATUR BLVD	LAS VEGAS	NV	89116	18	5	3,042.07	49,487.95	4	5	1,108.24	5	3,912.20	14	5	10,222.21	5	53,404.21	5	63,626.42
COMFORT AT HOME PERSONAL CARE ASSISTANCE CORP	Form 5500 Non-Filed	1820 S SHARARA AVE STE 114	LAS VEGAS	NV	89104	11	5	3,222.59	38,920.61	11	5	3,646.78	5	10,982.73	22	5	13,680.77	5	49,572.34	5	63,572.11
JAMES HARSH BUDS PRODUCTS IN	64 or 60 Beneficial Provided	23300 LA PLAMAR DR 400	MISSION VIEJO	CA	92091	49	5	5,495.01	42,639.46	5	5	7,768.27	5	13,807.31	28	5	9,201.28	5	54,246.71	5	63,510.97
TARBURTON UNCOMMON LLC	Form 5500 Non-Filed	345 EAST JOHN W CARPENTER FREE	IRVING	TX	75069	14	5	6,422.24	46,677.95	5	5	4,136.16	5	8,241.14	19	5	10,548.99	5	52,017.09	5	63,469.68
CONCRETE FINISHING SERVICES LLC	64 or 60 Beneficial Provided	2108 S STATE HIGHWAY 123	LEWISVILLE	TX	75077	18	5	8,797.40	30,153.00	11	5	7,527.94	5	10,909.66	23	5	14,971.79	5	49,121.79	5	63,400.00
CONCRETE FINISHING SERVICES LLC	64 or 60 Beneficial Provided	411 WINDMILL RIDGE AVE	WINDHAM	NH	03093	18	5	1,744.14	30,287.10	13	5	8,406.77	5	5,476.94	17	5	5,476.94	5	44,874.74	5	63,357.99
NEAT LLC	Form 5500 Non-Filed	4825 TOM HODGENSEN DR #100	LAS VEGAS	NV	89121	14	5	4,106.24	35,345.35	5	5	5,318.89	5	15,425.13	23	5	11,537.39	5	51,874.72	5	63,314.91
A. B. J. LLC	Form 5500 Non-Filed	8170 W SHARARA AVE #100	LAS VEGAS	NV	89117	12	5	5,061.21	37,490.90	11	5	2,680.97	5	13,634.31	22	5	12,711.80	5	50,134.31	5	63,286.06
BBH INTERNATIONAL INC	Form 5500 Non-Filed	1724 5TH AVE UNIT 1	BAFF SHORE	NV	11306	11	5	8,203.01	38,243.85	11	5	6,355.11	5	16,475.17	26	5	14,538.72	5	48,718.01	5	63,276.79
EBANIS INC	Form 5500 Non-Filed	355 DIVISION DR 4000	EDMONT	TX	75019	4	5	4,711.61	27,304.76	13	5	3,446.10	5	21,841.32	21	5	14,137.86	5	49,048.08	5	63,206.04
JAPANESE MANJIMAN, LLC	Form 5500 Non-Filed	7330 BISCAYNE BLVD	MIAMI	FL	33138	16	5	5,830.82	37,628.81	12	5	5,100.15	5	14,840.65	28	5	11,111.05	5	51,969.47	5	63,121.12
PROTHERA INC	64 or 60 Beneficial Provided	795 TRADEMARK DR	RENO	NV	89011	11	5	8,808.38	29,794.15	12	5	8,207.49	5	15,247.14	21	5	18,087.07	5	49,005.49	5	63,072.46
NEVADA CYPRESS FLOORS LLC	Form 5500 Non-Filed	2111 CAPE HORN DR	HENDERSON	NV	89011	16	5	6,127.77	30,575.10	4	5	5,880.12	5	11,229.50	24	5	12,209.87	5	50,809.00	5	63,038.46
LEAD DESIGN INC	Form 5500 Non-Filed	2100 S WARDEN BLVD STE 800	LAS VEGAS	NV	89104	24	5	5,000.00	30,400.00	24	5	4,500.00	5	9,000.00	25	5	9,000.00	5	51,200.00	5	62,950.00
EXCLUSIVE PERSONAL COMPUTERS	64 or 60 Beneficial Provided	8800 DECATUR TR 140	ST LOUIS	MO	63121	15	5	5,416.48	30,348.00	10	5	10,500.00	5	12,800.00	17	5	12,629.77	5	43,238.77	5	62,916.65
COLOR REFLECTIONS LLC	Form 5500 Non-Filed	8170 W SHARARA AVE SUITE 100	LAS VEGAS	NV	89117	12	5	5,271.76	42,379.20	8	5	2,388.23	5	9,512.24	21	5	9,512.24	5	51,771.72	5	62,910.20
MAARS PETEARE US INC	Form 5500 Non-Filed	115 CLOUD SPRINGS BLVD	FRANKLIN	TX	75040	14	5	5,767.10	31,550.81	14	5	5,875.00	5	16,288.80	11	5	11,139.17	5	51,730.00	5	62,896.87
PAMA SPECIALTY HOSPITAL OF REENO LLC	Form 5500 Non-Filed	1838 GOOD HOPE DR	INDIA	PA	17034	11	5	4,814.21	30,338.64	11	5	8,877.46	5	20,694.12	16	5	11,711.00	5	49,016.36	5	62,788.00
ENVIRONMENTAL SERVICE CONCEPTS, LLC	Form 5500 Non-Filed	223 S WISCONSIN ST 115	CHICAGO	IL	60604	4	5	3,817.24	30,512.13	12	5	6,236.11	5	21,881.20	20	5	10,343.45	5	52,394.48	5	62,737.93
TOWN LOUNGE LLC	Form 5500 Non-Filed	1445 S GRAND CANYON CTR STE 200	MIAMI	NV	89147	11	5	5,280.14	35,260.65	19	5	6,580.14	5	14,700.00	24	5	12,761.53	5	49,969.59	5	62,719.12
BLUEFAIR VET, LLC	64 or 60 Beneficial Provided	2990 BRUSH LANE BLVD	TAMPA	FL	33614	10	5	6,094.49	29,262.18	12	5	6,548.17	5	17,098.95	22	5	16,139.47	5	46,161.31	5	62,700.60
WEST AMERICA SERVICES INC	Form 5500 Non-Filed	10216 BLENDALE AVE	SPARKS	NV	89101	16	5	6,124.06	30,201.00	10	5	4,837.00	5	11,950.00	26	5	11,812.56	5	49,026.00	5	62,688.44
TRINTEGROR LLC	64 or 60 Beneficial Provided	4012 ST JAMES	NEEDHAM	MA	02461	14	5	5,800.78	31,048.14	13	5	4,100.46	5	13,816.41	20	5	11,020.64	5	47,020.64	5	62,661.80
SHAMMASH & SON LP	64 or 60 Beneficial Provided	801 BOON ST#7	FORT WAYNE	IN	46801	18	5	7,915.51	34,368.50	11	5	6,794.17	5	13,244.14	21	5	14,759.74	5	47,019.14	5	62,621.63
LEGISLATIVE COUNSEL BUREAU	Form 5500 Non-Filed	401 S CARSON ST NUBBER	COLUMBUS	NV	89091	28	5	5,837.17	23,004.78	26	5	11,120.14	5	21,810.14	14	5	18,347.39	5	44,238.39	5	62,605.68
INS US LLC	Form 5500 Non-Filed	1812 N MOORE ST	ARLINGTON	VA	22204	10	5	8,129.29	41,995.10	5	5	3,836.16	5	6,637.05	24	5	11,905.94	5	50,633.48	5	62,595.42
NORAS CURSINE LLC	Form 5500 Non-Filed	3780 W FLAMINGO RD	LAS VEGAS	NV	89103	16	5	6,511.12	27,436.18	13	5	7,607.84	5	11,510.14	29	5	13,998.96	5	47,588.02	5	62,568.58
L. B. H CONCRETE LLC	Form 5500 Non-Filed	PO BOX 9	SPARKS	NV	89012	5	5	4,232.97	21,711.51	17	5	10,111.41	5	26,471.00	22	5	14,344.90	5	48,137.21	5	62,542.11
BLONDOS LLC	Form 5500 Non-Filed	3863 S LAS VEGAS BLVD #100	LAS VEGAS	NV	89109	14	5	5,619.51	27,234.96	16	5	16,144.46	5	19,931.51	19	5	19,964.97	5	46,966.46	5	62,530.69
HOV HOLDINGS LLC	Form 5500 Non-Filed	300 W SHARARA	LAS VEGAS	NV	89102	16	5	10,000.00	44,844.80	4	5	2,010.18	5	4,807.17	17	5	12,971.71	5	49,049.07	5	62,517.78
CRANKY REVENUE INC	Form 5500 Non-Filed	1440 W PALMWAY ST 200	RENO	NV	89510	21	5	5,107.18	34,844.40	10	5	5,600.00	5	10,200.00	16	5	20,200.00	5	42,301.20	5	62,491.20
FRESHLY EUROPEAN LLC	Form 5500 Non-Filed	1811 AUTO NEWB DRIVE	HENDERSON	NV	89014	14	5	7,387.24	32,888.06	16	5	10,007.00	5	22,244.24	23	5	16,464.02	5	47,707.02	5	62,467.00
DONUTS OF LAS VEGAS LLC	Form 5500 Non-Filed	8011 W HORIZON BOG 4000	HENDERSON	NV	89067	4	5	5,133.04	16,661.88	14	5	11,480.87	5	26,810.70	22	5	17,813.01	5			



Appendix

MANACULATE DIVINE LLC	Form 5500 Non-Filed	8000 S EASTERN BLV	LAS VEGAS	NV	89110	11	5,041.49	26,375.37	15	6,095.66	5	21,661.91	26	11,137.15	5	47,746.58	5	60,885.79
HELD PRO RETAIL INC	Form 5500 Non-Filed	PO BOX 263 NUCS EXPRESS	ST LOUIS	MO	63166	12	8,555.29	27,025.78	14	8,142.46	5	17,138.04	28	16,697.75	5	44,148.86	5	60,861.55
PRO CUSTOM OIL&LUB LLC	Form 5500 Non-Filed	20508 HAMILTON ST	SOUTH PLAINFIELD	NJ	07080	13	4,088.27	17,525.54	8	6,457.70	5	12,888.20	23	10,936.47	5	49,513.51	5	60,860.50
BREAKTHRU BEVERAGE NEVADA LLC	Form 5500 Non-Filed	8335 S LARAMIE AVE	CACTO	NV	89084	14	6,708.46	39,271.87	7	6,524.25	5	9,276.46	25	12,843.92	5	48,598.32	5	60,841.24
NEWPORTS SALES CO INC	6A or 4U Beneficial Provided	PO BOX 2226 NEW ADVOCAT	DAIRY FARM CITY	UT	84025	15	5,045.05	42,246.88	4	2,872.72	5	10,660.07	23	7,932.05	5	52,907.02	5	60,820.40
CONVEYORS BELT & ASSOCAT	Form 5500 Non-Filed	3400 S COOPER DR	LAURENS	NV	89014	16	2,969.78	12,989.18	15	3,129.06	5	5,288.18	23	5,124.26	5	47,507.49	5	60,815.24
MELODY HEALTHCARE OF NEVADA, INC.	Form 5500 Non-Filed	20150 225RD	LONG BEACH	CA	90801	17	1,510.74	15,899.80	13	6,537.51	5	9,477.33	23	11,215.00	5	48,517.12	5	60,804.68
WONTOLEVE LLC	Form 5500 Non-Filed	8130 FOREST CROSSLING LANE	THE WOODLANDS	TX	77381	18	4,082.44	35,899.80	10	5,446.79	5	16,793.40	20	10,149.23	5	56,426.38	5	60,789.56
DIENE LANDSCAPE SUPPLY LLC	6A or 4U Beneficial Provided	300 COLUMBIA CENTER PRVY STE 600	ROSWELL	GA	30076	19	11,134.95	13,353.80	9	4,838.12	5	11,183.37	17	15,983.07	5	44,935.32	5	60,768.27
ALL SEASONS LAWN INC	Form 5500 Non-Filed	PO BOX 4128	ROSWELL	NV	89204	19	2,832.00	18,705.88	11	10,068.38	5	20,621.76	18	17,737.54	5	47,737.54	5	60,743.84
A NIVO CARE LLC	Form 5500 Non-Filed	8225 W SAHARA AVE STE C	LAS VEGAS	NV	89117	19	6,584.87	40,653.18	4	4,880.51	5	8,326.80	14	11,737.40	5	48,581.58	5	60,733.38
FAKEMEN NETWORK CORP	Form 5500 Non-Filed	228 PARK AVE S W 82068	NEW YORK	NV	10003	19	4,834.88	43,513.19	4	5,825.29	5	8,827.14	14	8,840.15	5	53,840.53	5	60,710.02
DAVINCIONI INC	Form 5500 Non-Filed	PO BOX 12124	ROSWELL	NV	89202	19	8,083.20	26,963.38	12	5,780.57	5	16,170.56	21	16,062.42	5	44,233.94	5	60,696.56
THE BARD INC THE	6A or 4U Beneficial Provided	7320 VANDER PRVY	SOUTH BEND	IN	46628	20	3,729.26	13,907.93	2	15,337.24	5	29,229.42	14	19,903.44	5	41,136.20	5	60,671.84
TALONDO SHARED SERVICES LLC	6A or 4U Beneficial Provided	8000 HIGHLAND RD	HOLISTON	TX	77992	20	4,971.88	37,048.52	8	3,700.40	5	13,824.26	20	8,296.46	5	51,628.28	5	60,659.44
ESSEN FERRUGIL LLC	Form 5500 Non-Filed	8700 S EASTERN AVE	LAS VEGAS	NV	89113	20	4,146.00	45,768.40	11	5,300.25	5	14,455.41	21	9,928.28	5	50,522.28	5	60,641.97
DELI MANAGEMENT INC.	Form 5500 Non-Filed	200 PINE ST STE 2375	BRANSON	TX	77803	20	4,796.23	30,855.41	10	6,480.05	5	11,887.00	24	18,336.40	5	48,887.00	5	60,634.00
PRELUD INTERIORS INC	Form 5500 Non-Filed	8130 GULLIVER RANCH AVE	HENDERSON	NV	89011	1	4,277.21	22,944.96	15	7,432.24	5	25,227.24	23	15,420.20	5	48,472.20	5	60,612.66
CHECOS RETAIL OPERATIONS INC	Form 5500 Non-Filed	11215 METRO BLVD	FORT MYERS	FL	33966	11	7,175.03	40,988.21	5	4,506.25	5	7,627.83	18	13,616.58	5	48,597.42	5	60,597.42
BUFLI LLC	Form 5500 Non-Filed	1405 S LAMAR BLVD	LAS VEGAS	NV	89004	4	4,093.28	40,794.30	5	2,778.45	5	13,807.09	13	7,486.76	5	52,621.29	5	60,587.95
STANDARD DRYPAL INC	6A or 4U Beneficial Provided	1030 PALMADAR	CORONA	CA	92880	16	7,533.09	48,854.84	4	5,391.27	5	5,409.95	16	10,809.80	5	49,263.28	5	60,578.98
CLANDESTINAPITAL CORP	Neither 6A or 4U Beneficial Provided	10000 FREDERICK HWY#PT RD	FRUITLAND	CA	96031	16	7,040.70	10,633.28	12	1,136.20	5	11,648.24	24	14,829.76	5	45,109.76	5	60,570.76
CONCRETE WALL CORP OF NEVADA	Form 5500 Non-Filed	140 WESTVIEW DRIVE STE C	WINTER SPRING	FL	32789	16	8,234.16	30,246.16	10	6,132.17	5	16,471.77	14	13,730.77	5	48,618.77	5	60,567.77
WESTIN HOTEL GROUP INC	Form 5500 Non-Filed	5800 HAWKINS LANE	LOUISVILLE	TX	78777	17	5,534.06	27,287.38	12	5,616.00	5	17,838.51	20	15,513.58	5	49,805.58	5	60,567.58
COMMUNICATION ELECTRONIC SYSTEMS LLC	Form 5500 Non-Filed	4800 E LAKE MEAD BOULEV A	LAS VEGAS	NV	89113	12	6,181.86	29,743.80	12	5,677.79	5	18,849.50	24	13,879.50	5	48,802.48	5	60,532.23
TAMAROCK FOREST HOSPITAL DIST	Form 5500 Non-Filed	PO BOX 759	MUCILEE	CA	95660	17	7,948.04	33,146.71	11	7,432.00	5	15,468.00	25	15,380.00	5	44,547.01	5	60,527.64
SENE WORLD LAS VEGAS LLC	Form 5500 Non-Filed	8300 W SAHARA AVE	LAS VEGAS	NV	89117	14	4,086.44	38,789.45	4	7,251.25	5	17,163.18	22	11,847.73	5	47,952.43	5	60,500.36
ATLANTIC HOME HEALTH CARE LLC	Form 5500 Non-Filed	15551 N GREENWAY HWY LINDSEY OVEY STE 151A	SCOTTSDALE	AZ	85200	11	8,966.76	13,011.12	9	6,761.85	5	11,645.11	20	15,738.57	5	44,162.10	5	60,491.13
QUEST COUNSELING & CONSULTING	Form 5500 Non-Filed	3000 LAUREATE CT #202	RENO	NV	89209	4	7,470.71	18,760.79	16	15,686.45	5	23,001.00	24	20,146.15	5	39,739.71	5	60,479.66
BLC MANAGEMENT COMPANY LLC	Form 5500 Non-Filed	2548 W DEBRET HWY RD	LAS VEGAS	NV	89209	12	4,153.70	26,550.05	2	2,434.24	5	21,729.53	14	15,588.48	5	48,202.20	5	60,474.66
BEAUMONT INC	Form 5500 Non-Filed	2400 PIONEER COUNTRY	RENO	NV	89208	12	6,912.28	18,917.78	4	2,676.00	5	9,622.78	24	12,277.96	5	47,607.76	5	60,467.76
CALIFORNIA SERVA SERVICES	6A or 4U Beneficial Provided	8800 COLLE CT	RENO	NV	89503	16	1,893.01	10,212.36	12	6,897.02	5	18,067.66	19	15,201.41	5	43,906.61	5	60,457.61
LOST SPIRITS DISTILLERY INC	Form 5500 Non-Filed	8132 MALIBU BLVD	VERNON	CA	90054	13	4,083.36	43,029.80	7	2,947.16	5	9,050.32	20	9,050.32	5	56,707.32	5	60,456.32
INERTON SYSTEMS LLC	Form 5500 Non-Filed	7505 BERKADA RD	LAS VEGAS	NV	89119	1	6,895.54	30,072.53	10	6,839.58	5	18,240.50	19	11,309.14	5	48,942.14	5	60,451.27
EAGLE AVIATION RESOURCES LLC	Form 5500 Non-Filed	1201 TENNYSON PRVY, SUITE 100	PLANO	TX	75044	7	3,103.13	21,345.41	12	8,222.38	5	24,891.14	18	15,574.39	5	48,641.31	5	60,433.64
PROXY CENTRAL LLC	Form 5500 Non-Filed	7120 RAFAEL RIDGE WAY	LAS VEGAS	NV	89119	10	5,887.15	41,652.52	4	4,532.51	5	7,518.13	14	10,420.74	5	49,157.67	5	60,431.41
SILVERADO CASINO INVESTMENTS LLC	Form 5500 Non-Filed	300 GOLD MOUNTAIN	VERDO	NV	89439	16	5,751.71	41,597.39	10	6,839.58	5	6,850.00	26	11,131.04	5	48,493.29	5	60,428.33
WE SERVE PLUS	Form 5500 Non-Filed	5285 S DURANGO DR STE 2	LAS VEGAS	NV	89113	7	3,188.27	30,495.75	2	4,559.25	5	21,049.52	14	7,947.95	5	51,541.25	5	60,409.20
CONDUITE ELECTRIC LLC	Form 5500 Non-Filed	815 WAMINGO DR	RENO	NV	89511	16	5,905.05	35,623.97	4	1,146.26	5	13,447.32	23	10,432.84	5	48,042.84	5	60,404.84
SERVA NORTHWEST NEVADA INC	Form 5500 Non-Filed	8812 BOND STREET	ADRIEN	TX	76824	16	4,651.14	37,621.30	10	4,128.66	5	13,029.83	23	9,208.29	5	49,132.21	5	60,392.66
DESIGNS LAS VEGAS LLC	Form 5500 Non-Filed	2713 W WINDMILL LN	LAS VEGAS	NV	89113	14	5,266.28	45,896.33	5	5,124.20	5	5,249.78	13	8,950.56	5	51,046.56	5	60,386.68
GERMAE HAZARD RESISTANCE SMITH	Form 5500 Non-Filed	75 PRINGLE WAY STE 1002	RENO	NV	89203	11	8,333.11	24,968.10	10	8,982.17	5	17,512.88	20	17,512.88	5	45,933.43	5	60,382.43
BOULTE RUNNERS LLC	Form 5500 Non-Filed	8446 CAUSE CT	RENO	NV	89206	14	5,011.78	37,827.10	4	4,135.16	5	11,647.85	23	10,203.37	5	49,295.37	5	60,381.37
ENERGY INSPECTORS CORPORATION	6A or 4U Beneficial Provided	2575 S MILLER LN	LAS VEGAS	NV	89117	4	7,288.05	18,137.31	11	5,748.17	5	13,047.00	20	12,984.42	5	46,984.37	5	60,368.79
PRO DEVELOPMENT LLC	Form 5500 Non-Filed	829 NORTH FRONT ST	WELLSBORO	NC	28681	14	5,144.00	35,834.64	8	4,375.21	5	12,749.47	22	9,719.31	5	48,613.32	5	60,363.63
BIG LEAGUE DRAMA LAS VEGAS L	Form 5500 Non-Filed	16339 FARMFIELD RANCH RD	CHINO HILLS	CA	91709	14	6,008.00	47,178.48	4	2,334.19	5	8,822.21	16	5,992.84	5	50,992.84	5	60,353.15
ADVANTAGE ELECTRIC LLC	Form 5500 Non-Filed	1278 N RANDOLPH DR STE 120	LAS VEGAS	NV	89230	16	3,423.00	38,769.14	14	6,833.18	5	17,475.74	20	12,044.90	5	48,220.90	5	60,345.40
THEFT PRO COMPANY	Form 5500 Non-Filed	907 WINDSOR HOPKINSON HWY STE 5	WAY	NV	89508	7	4,488.14	30,267.10	13	2,608.94	5	12,906.44	17	14,848.74	5	49,848.74	5	60,340.74
LIMITED BROTHERS HOSPITALITY G	Form 5500 Non-Filed	4175 S LONGBAY	LAS VEGAS	NV	89113	14	6,585.74	48,072.94	7	6,733.51	5	10,529.29	18	8,485.23	5	50,219.23	5	60,337.47
NEVADA LEGAL SERVICES INC	Form 5500 Non-Filed	701 S BRIDGES AVE STE 100	LAS VEGAS	NV	89103	16	5,800.00	35,675.88	11	6,422.87	5	10,884.56	21	12,580.20	5	46,665.20	5	60,333.20
COLE KEMPO INTERNATIONAL INC	Form 5500 Non-Filed	4170 DISTRIBUTION CTR STE 120	NORTH LAS VEGAS	NV	89000	5	3,513.10	11,798.84	10	5,744.21	5	9,217.45	17	8,207.45	5	48,694.21	5	60,304.64
FAAC INCORPORATED	6A or 4U Beneficial Provided	1229 OAK VALLEY DR	ANN ARBOR	MI	48108	1	4,042.88	20,682.10	11	10,897.47	5	23,884.64	20	14,880.35	5	44,071.85	5	60,292.15
COMPANION PET PARTNERS LLC	Form 5500 Non-Filed	1500 W OLIVE AVE STE 100	BURBANK	CA	91505	12	1,237.47	25,991.15	13	6,405.01	5	21,203.88	23	11,722.47	5	47,133.47	5	60,291.15
LANGLAND ELECTRIC	Form 5500 Non-Filed	5300 GRANT AVE	CLEVELAND	OH	44115	4	6,808.87	34,247.99	8	5,180.89	5	12,831.57	17	11,898.87	5	47,107.27	5	60,284.14
HODGES TRANSPORTATION INC	6A or 4U Beneficial Provided	PO BOX 234	CARSON CITY	NV	89202	11	8,222.38	2,732.88	10	19,412								



Appendix

AT HOME CAREGIVERS LLC	Form 5500 Non-Filed	3037 W CHARLESTON BLVD STE 12	LAS VEGAS	NV	89002	4	5	4,995.15	45,176.11	1	5	3,188.87	5	6,652.88	14	5	7,588.97	5	46,839.01	5	53,996.06
BEND ROCK TRANSPORT LLC	Form 5500 Non-Filed	PO BOX 62438	RENO	NV	89506	11	5	10,030.81	29,864.01	1	5	4,425.45	5	9,646.50	18	5	14,626.72	5	39,512.51	5	53,969.23
VICTORY BURGER & WINGS COMPANY LLC	Form 5500 Non-Filed	1443 DENICA DR	DENVER	CO	80884	1	5	6,697.28	45,851.31	1	5	545.14	5	891.97	18	5	7,238.42	5	46,727.73	5	45,965.80
TU CASH ODS LLC	Form 5500 Non-Filed	4307 SPIDNER LAKE CIR	LAS VEGAS	NV	89147	4	5	4,796.24	20,264.34	14	5	4,820.42	5	23,950.94	25	5	12,646.88	5	42,224.34	5	53,851.02
DESERT SPRINGS LANDSCAPING	Form 5500 Non-Filed	2130 V VALLEY VIEW BLVD	LAS VEGAS	NV	89039	4	5	3,195.54	24,467.50	8	5	2,574.74	5	18,749.38	15	5	10,970.00	5	42,614.04	5	53,825.88
EMERGENCY SERVICES INC	Form 5500 Non-Filed	400 W 400th Street	LAS VEGAS	NV	89104	28	5	4,202.78	26,791.88	1	5	11,246.98	5	11,246.98	25	5	10,246.98	5	42,007.84	5	53,822.84
REPOSITA LLC	Form 5500 Non-Filed	4880 DORSET RD	LAS VEGAS	NV	89183	1	5	4,480.11	28,462.56	1	5	5,133.65	5	7,527.30	10	5	5,829.57	5	43,524.51	5	53,752.84
MICROMETL CORPORATION	44 or 49 Beneficial Provided	8205 N. Shoshone Ave 300	INDIANAPOLIS	IN	46224	3	5	3,693.81	20,888.12	14	5	18,723.24	5	18,304.20	25	5	14,381.07	5	39,246.37	5	53,607.44
RAY HEATING PRODUCTS INC	Form 5500 Non-Filed	PO BOX 2057	RENO	NV	89505	4	5	2,815.81	17,485.14	18	5	7,885.55	5	25,715.00	27	5	10,389.42	5	43,180.31	5	53,583.25
CLUBALAM, INC	44 or 49 Beneficial Provided	171 WYNNITE CIR	HENDERSON	NV	89074	4	5	6,207.71	36,311.66	4	5	4,162.19	5	6,681.18	10	5	11,370.74	5	41,171.51	5	53,544.29
OFFINMEDICINE LLC	Form 5500 Non-Filed	5033 S DECATUR BLVD STE H	LAS VEGAS	NV	89118	4	5	4,176.00	14,268.03	19	5	12,735.72	5	23,246.70	28	5	16,811.81	5	38,614.82	5	53,528.63
PROJECT W LLC	Form 5500 Non-Filed	1133 LAS VEGAS BLVD	LAS VEGAS	NV	89109	4	5	2,809.99	22,276.55	10	5	8,279.41	5	20,161.84	18	5	11,083.42	5	42,487.87	5	53,520.79
PARK DISTRICT HOLDINGS, LLC	Form 5500 Non-Filed	3950 LAS VEGAS BLVD	LAS VEGAS	NV	89119	10	5	4,273.49	42,864.52	2	5	5,760.47	5	8,861.44	12	5	5,790.47	5	47,726.98	5	53,517.43
HEER HALLMAN CHEMISTRY INC	Beneficial 44 or 49 Beneficial Provided	P O BOX 7277	RENO	NV	89502	4	5	6,096.54	15,021.52	13	5	11,336.21	5	10,899.88	23	5	12,643.34	5	35,452.82	5	53,499.14
LANDER HILL INC	Form 5500 Non-Filed	8064 S FORTY-NINTH RD	LAS VEGAS	NV	89148	14	5	6,112.08	10,788.00	8	5	4,138.65	5	8,806.05	10	5	12,644.06	5	41,762.26	5	53,389.62
WORLD 3RD LLC	Form 5500 Non-Filed	8380 V VALLEY VIEW BLVD STE 200	LAS VEGAS	NV	89118	26	5	6,222.34	26,775.50	5	5	4,724.45	5	25,104.22	25	5	12,257.42	5	43,970.51	5	53,272.54
DC PARTNERS LLC	Form 5500 Non-Filed	800 MECCA ROAD	AMARIGOSA VALLEY	NV	89000	39	5	2,481.28	18,388.77	10	5	6,698.51	5	11,179.78	18	5	22,748.88	5	42,132.82	5	53,124.24
MILLS FOOTING INC	Form 5500 Non-Filed	37 CONEY ISLAND DR	SPARNO	NV	89411	11	5	6,113.10	44,881.76	1	5	775.10	5	1,272.02	18	5	7,124.42	5	46,157.78	5	53,182.20
311 RESTORATION OF RENO TARDIE LLC	Form 5500 Non-Filed	365 CONEY ISLAND DR STE 6	SPARNO	NV	89411	14	5	6,098.17	31,756.66	1	5	5,051.81	5	8,504.07	24	5	11,150.19	5	43,120.72	5	53,260.95
NATIONAL CENTER LLC	Beneficial 44 or 49 Beneficial Provided	1701 MILITARY TRL STE 100	LURTER	FL	33074	4	5	7,050.54	11,714.28	9	5	4,602.14	5	9,449.24	14	5	12,152.52	5	41,005.52	5	53,218.24
BETFOUR USA SPORTS LLC	Form 5500 Non-Filed	4630 S DECATUR BLVD STE 200	LAS VEGAS	NV	89039	14	5	4,297.47	36,674.71	4	5	2,894.99	5	7,820.99	17	5	6,696.64	5	46,001.65	5	53,198.48
LANE LLC	Form 5500 Non-Filed	2200 INVESTMENT DR	INDIANAPOLIS	IN	46207	14	5	5,104.70	19,894.70	4	5	4,133.46	5	5,247.70	18	5	4,914.79	5	43,011.79	5	53,176.80
BETTER BORN HOME CARE LLC	Form 5500 Non-Filed	8077 GREAT SOUTHWEST CT	LAS VEGAS	NV	89134	14	5	4,444.54	26,266.49	1	5	6,006.14	5	11,210.14	14	5	37,120.14	5	42,337.14	5	53,166.80
WATTELL POWER LLC	Form 5500 Non-Filed	16 PALMISTE AVE 300	PASADENA	CA	91261	18	5	6,825.14	12,885.15	10	5	7,847.17	5	17,607.66	20	5	14,272.66	5	38,091.67	5	53,166.77
LY TRUCKING LLC	Form 5500 Non-Filed	4790 COPPER SAGE ST	LAS VEGAS	NV	89113	14	5	6,800.18	29,481.88	7	5	5,044.86	5	12,661.88	17	5	11,854.00	5	43,108.88	5	53,157.88
WESCO INC	44 or 49 Beneficial Provided	P O BOX 1131	RENO	NV	89504	4	5	4,120.14	37,084.32	1	5	4,508.14	5	7,438.16	12	5	6,838.72	5	44,515.28	5	53,144.00
DR MIRMAN & SHELTON G ADDISON	Form 5500 Non-Filed	3700 W HIGHLAND RD	LAS VEGAS	NV	89134	4	5	5,136.14	27,301.15	13	5	5,130.12	5	15,500.11	21	5	10,426.06	5	42,607.21	5	53,064.02
BARNETT TRUCKING INC	44 or 49 Beneficial Provided	235 SOUTH 9824	SAULSA	UT	84054	14	5	7,138.12	27,106.13	18	5	8,935.12	5	14,841.12	32	5	10,714.45	5	38,947.80	5	53,022.34
HEVY ENTERPRISES LLC	Form 5500 Non-Filed	706 BOWERMAN DR	LAS VEGAS	NV	89110	10	5	6,204.48	23,865.46	11	5	6,200.49	5	17,501.58	15	5	12,405.07	5	40,587.58	5	52,972.25
218 EVENTS LLC	Form 5500 Non-Filed	2102 MAHON DR UNIT 211	LAS VEGAS	NV	89115	11	5	4,612.00	22,887.00	10	5	4,225.00	5	10,510.00	21	5	9,880.00	5	43,040.00	5	52,900.00
LA SENA DEVELOPMENT LLC	Form 5500 Non-Filed	4706 GARDNER ST	LAS VEGAS	NV	89104	14	5	4,444.54	27,272.18	14	5	4,100.00	5	14,600.00	25	5	12,124.00	5	42,124.00	5	52,878.00
CASIMIRO DEL LAS VEGAS LLC	Form 5500 Non-Filed	4512 LANDING BL	DUNSMO	NV	89001	18	5	4,205.00	20,816.27	1	5	5,342.00	5	5,422.00	24	5	5,857.00	5	43,000.00	5	52,878.00
COMPASSION CRST LLC	Form 5500 Non-Filed	2515 S FORTY-NINTH RD STE 100	LAS VEGAS	NV	89117	14	5	6,276.00	32,321.52	9	5	5,807.11	5	10,097.92	14	5	9,884.20	5	42,598.20	5	52,863.80
LIMITED NATIONAL MAINTENANCE I	Form 5500 Non-Filed	1535 S INDIANA AVE	CHICAGO	IL	60605	4	5	5,890.50	34,041.81	4	5	1,758.22	5	11,330.82	12	5	7,448.52	5	45,979.32	5	52,827.87
NOV PROPERTY SERVICES LLC	Form 5500 Non-Filed	8915 N. SUNSHINE DR	LAS VEGAS	NV	89146	4	5	1,076.00	14,388.47	4	5	3,602.11	5	27,456.04	13	5	11,179.22	5	41,645.41	5	52,824.63
ADVANTAGE SALES & MARKETING LLC	44 or 49 Beneficial Provided	PO BOX 19788	IRVINE	CA	92623	11	5	5,413.18	14,665.89	4	5	4,405.14	5	9,748.94	20	5	5,748.94	5	42,810.21	5	52,810.15
PEARL INDUSTRIAL LAUNDRY & SERVICE	Form 5500 Non-Filed	240 SPECTRUM BLVD	LAS VEGAS	NV	89015	10	5	3,789.77	12,802.95	4	5	3,806.44	5	12,877.80	14	5	7,446.38	5	45,140.75	5	52,789.11
BRIGHTMAN GENERAL MAINTENANCE	44 or 49 Beneficial Provided	354 CHESTNUT STREET	SAUN JOSE	CA	95110	10	5	5,124.00	25,441.95	12	5	7,471.75	5	14,687.70	21	5	12,588.68	5	46,129.05	5	52,728.13
NEWFORD FISHING	Form 5500 Non-Filed	1302 10TH AVENUE CT	WHEAT	TX	75089	10	5	4,222.00	20,387.00	10	5	4,435.00	5	12,325.35	18	5	8,970.30	5	41,440.30	5	52,728.00
DEBENTIA PARTNERS LLC	Form 5500 Non-Filed	8205 S East Avenue, 301	LAS VEGAS	NV	89134	14	5	4,100.08	21,788.00	10	5	4,930.14	5	15,740.14	23	5	6,124.64	5	43,486.64	5	52,681.62
IRONSHIGHT INDUSTRIAL LLC	Form 5500 Non-Filed	3811 LAS VEGAS BLVD UNIT 300	LAS VEGAS	NV	89113	14	5	4,812.00	25,264.80	10	5	5,796.00	5	14,723.10	14	5	10,528.10	5	42,088.10	5	52,656.20
FIGURE DESIGN, LLC	Form 5500 Non-Filed	100 W 6411 ST STE 400	RENO	NV	89503	10	5	6,411.21	23,945.45	10	5	6,400.72	5	13,917.72	20	5	12,811.93	5	39,733.33	5	52,545.80
REPUBLIC ELECTRIC INC	Form 5500 Non-Filed	3885 N PRECIS RD	LAS VEGAS	NV	89115	10	5	5,111.51	22,825.18	4	5	8,325.15	5	15,841.12	15	5	13,836.56	5	38,676.06	5	52,507.16
PROGRESSIVE CHOICES INC	Form 5500 Non-Filed	8825 S JONES BLVD	LAS VEGAS	NV	89103	10	5	6,241.13	35,500.87	7	5	3,756.18	5	7,451.41	17	5	9,487.18	5	43,968.13	5	52,458.11
UNITE HEER HEALTH	Beneficial 44 or 49 Beneficial Provided	711 N COMBARD CT	AURORA	IL	60004	4	5	6,001.78	30,432.99	9	5	5,152.14	5	9,811.45	17	5	12,154.11	5	40,241.41	5	52,397.15
BICENTENNIAL ANIMAL HOSPITAL LLC	Form 5500 Non-Filed	2385 S TROPICANA AVE	LAS VEGAS	NV	89119	14	5	4,094.45	28,429.45	10	5	4,341.45	5	15,211.19	21	5	8,720.25	5	43,656.69	5	52,359.64
SENIORZ REFORMING LLC	Form 5500 Non-Filed	1100 N AMERICA HWY	EMERYT	AZ	85214	14	5	6,021.00	7,837.15	2	5	14,174.10	5	7,605.14	13	5	10,980.10	5	35,705.10	5	52,279.00
NATIONAL ASSOCIATION FOR THE CENTER FOR DISEASE CONTROL AND PREVENTION INC	44 or 49 Beneficial Provided	800 PRAIRIEVIEW ST NW P.O. 2000	ALABAMA	AL	36208	14	5	4,907.14	18,944.14	1	5	4,000.14	5	12,447.14	19	5	6,200.14	5	42,100.14	5	52,278.14
PROSPECTIVE HOME CARE SERVICES	Form 5500 Non-Filed	1517 SANTA ROSALIA DR	NORTH LAS VEGAS	NV	89121	14	5	4,700.14	42,068.14	4	5	5,000.14	5	5,400.14	10	5	6,000.14	5	42,508.14	5	52,248.14
THE FENCE INCORPORATED	Beneficial 44 or 49 Beneficial Provided	P O BOX 855	SPARNO	NV	89412	4	5	2,888.78	17,338.77	14	5	7,708.46	5	24,337.00	24	5	10,488.27	5	43,005.46	5	52,244.10
NS GROUNDS MANAGEMENT																					

Appendix

INTEGRATED PRACTICE SOLUTIONS	64 or 40 Beneficial Provided	3030 F SUMNER DR/NAACHEE	HENDERSON	AZ	85044	11	5	6,842.01	34,876.83	4	5,762.78	5	6,248.84	18	5	9,605.47	5	43,136.07	5	50,792.14
BELLANT CONSTRUCTION LLC	Form 5500 Non Filed	2919 GAZENA DR	HENDERSON	NV	89074	4	5	8,217.03	20,238.15	4	8,496.11	5	18,761.88	14	5	11,715.31	5	39,000.21	5	50,715.56
INNOVATIONS INTERNATIONAL CO	Form 5500 Non Filed	1001 O CHART BLVD	LAS VEGAS	NV	89104	4	5	7,094.16	27,778.84	7	8,382.14	5	13,631.31	18	5	11,309.40	5	39,307.37	5	50,707.37
HENDERSON INTERNATIONAL LLC	Form 5500 Non Filed	1185 SANDY RIDGE AVE	HENDERSON	NV	89074	4	5	4,036.66	28,539.66	4	4,596.46	5	14,846.76	16	5	7,643.92	5	40,024.62	5	50,656.94
TAM - TAYLOR ASSOC. MANAGEMENT	Form 5500 Non Filed	2010 PECOS RD #200	HENDERSON	NV	89074	10	5	7,174.00	26,480.11	4	8,029.00	5	4,909.17	13	5	10,520.21	5	40,649.20	5	50,633.49
CAMBER COOK	Form 5500 Non Filed	PO BOX 2000	HENDERSON	NV	89074	28	5	4,069.29	27,798.69	4	4,269.29	5	17,957.40	28	5	10,504.74	5	40,000.74	5	50,652.74
CELEBRATE ASSOCIATES, LLC	Form 5500 Non Filed	801 W GRAND ST STE 114	NORTH LAS VEGAS	NV	89051	4	5	6,275.74	18,113.15	4	5,338.65	5	2,865.52	13	5	10,254.42	5	43,684.42	5	50,545.42
ARCADIA INC	64 or 40 Beneficial Provided	2302 F SUMNER AVE	HENDERSON	CA	90054	4	5	3,622.05	26,972.88	10	5,448.45	5	12,444.32	17	5	11,150.20	5	39,418.45	5	50,339.80
IBF UNITED LP	Form 5500 Non Filed	10082 W FLAMINGO	LAS VEGAS	NV	89147	4	5	1,933.15	18,955.89	11	6,039.89	5	2,650.01	15	5	9,935.01	5	40,575.91	5	50,528.92
CARSON FAHSE PHYSICIAN CLINIC	Form 5500 Non Filed	PO BOX 2168	CARSON CITY	NV	89702	25	5	3,276.54	23,636.39	11	6,087.46	5	15,474.21	16	5	11,364.00	5	39,110.21	5	50,476.52
ROCKY BRANDS INC	64 or 40 Beneficial Provided	89 E CANAL ST	MILWAUKEE	WI	45304	17	5	4,734.34	18,341.16	17	5,273.54	5	4,204.48	29	5	7,096.18	5	43,406.84	5	50,413.02
EILEEN ELECTRICAL EXHIBITION S	Form 5500 Non Filed	1705 SOUTH EASTERN AVENUE	LAS VEGAS	NV	89119	11	5	5,400.85	18,429.16	4	5,872.26	5	4,899.17	16	5	7,079.11	5	43,307.66	5	50,381.07
MANITA USA INC	64 or 40 Beneficial Provided	14830 C NORTHWAY	LA MIRADA	CA	90638	11	5	4,093.97	29,654.85	14	4,605.21	5	12,077.81	25	5	8,887.20	5	41,607.04	5	50,374.64
SYSTEMS CONSULTANTS, INC	Form 5500 Non Filed	41200 2001	FALCON	NV	89087	20	5	2,045.00	19,305.32	4	6,933.48	5	10,909.30	17	5	11,393.98	5	39,120.90	5	50,309.80
BEST TEAM CONSTRUCTION HENDERSON, LLC	Form 5500 Non Filed	8111 WESTWICK CT	FALCON	NV	79901	16	5	5,006.04	18,721.80	4	5,398.14	5	3,929.34	12	5	7,919.02	5	41,388.22	5	50,286.22
PESS BROTHERS CONSTRUCTION PN	Form 5500 Non Filed	PO BOX 2020	FERNLEY	NV	89094	4	5	924.46	6,129.14	16	10,506.14	5	28,077.80	22	5	10,524.42	5	34,212.26	5	50,239.66
DAEHAAN SOLUTIONS NEVADA LLC	Form 5500 Non Filed	1800 MELANDES DR E	FERNLEY	NV	89488	25	5	4,103.81	21,414.00	11	5,500.21	5	11,841.31	20	5	18,039.50	5	50,228.13	5	50,228.13
WE ALL SCREAM LLC	Form 5500 Non Filed	1008 FRENCHY ST UNIT 200	LAS VEGAS	NV	89101	4	5	5,105.16	21,955.16	7	5,188.10	5	11,870.20	16	5	10,543.20	5	39,616.40	5	50,187.80
MR BLDG, LLC	Form 5500 Non Filed	4240 SPRING MOUNTAIN RD	LAS VEGAS	NV	89102	4	5	2,103.21	17,572.03	10	4,708.21	5	25,562.40	18	5	43,134.41	5	49,972.90	5	50,172.90
SCULLER SYSTEMS LP	64 or 40 Beneficial Provided	104 Pleasant Ridge Road	PLATTBOURGH	NV	12061	11	5	6,137.87	17,216.01	18	6,477.78	5	15,907.81	17	5	12,851.61	5	37,122.87	5	49,957.84
MATHEWSON FLIGHT OUTENDERS INC	Form 5500 Non Filed	81895 GOETHE RD	SACRAMENTO	CA	95647	4	5	6,034.24	18,006.48	5	6,894.24	5	10,647.84	13	5	10,477.84	5	39,436.24	5	49,947.24
BEAUTY MATHEWSON MANUFACTURING CORP	Form 5500 Non Filed	12777 FRENCHY RD	SPRINGFIELD	NC	27710	10	5	4,006.48	19,237.02	4	4,830.20	5	14,734.04	20	5	12,901.20	5	39,019.20	5	49,879.20
NEVADIAN WARE INC	Form 5500 Non Filed	8010 S SUMMIT RD	LAS VEGAS	NV	89149	17	5	4,460.17	16,460.17	4	4,830.17	5	7,837.17	14	5	41,144.17	5	49,839.17	5	49,839.17
RESTAURANT MANAGEMENT CORP.	Form 5500 Non Filed	4112 W PINEHURST DR STE 110	LAS VEGAS	NV	89141	4	5	4,115.47	15,274.86	11	4,796.47	5	24,424.17	17	5	8,822.24	5	41,004.17	5	49,820.17
STREDEAR PRODUCTIONS INC	Form 5500 Non Filed	4220 W WINDMILL LN STE 100	LAS VEGAS	NV	89139	10	5	3,887.48	22,978.20	12	5,290.01	5	18,274.00	21	5	8,478.01	5	40,836.01	5	49,815.00
PANCHOS LAS VEGAS LLC	Form 5500 Non Filed	11000 LAVERGNE HILL DR	LAS VEGAS	NV	89135	10	5	4,114.94	23,941.72	17	6,033.11	5	14,880.20	23	5	11,037.21	5	38,793.11	5	49,807.11
NEIGHBORHOOD HEALTH CENTER, LLC	Form 5500 Non Filed	713 N COMMERCE DR	AUBURN	CA	95604	4	5	1,834.75	21,330.24	14	7,686.15	5	15,113.27	23	5	11,124.32	5	38,461.15	5	49,787.83
ITA REND INVESTMENT	Form 5500 Non Filed	1510 PIRAMID WALK STE 100	SPARKS	NV	89411	11	5	2,884.10	14,945.25	12	5,184.20	5	21,090.11	19	5	11,731.49	5	38,042.10	5	49,768.05
MOLZMAN & JOHNSON P/LC	Form 5500 Non Filed	8950 SMOKE RANCHES RD STE 200	LAS VEGAS	NV	89118	4	5	6,545.56	21,398.17	12	7,988.12	5	14,027.89	21	5	14,511.99	5	35,224.16	5	49,704.06
CLARK COUNTY WATER INC	Form 5500 Non Filed	1620 W SUMMIT RD #100	HENDERSON	NV	89024	4	5	3,274.00	14,866.04	4	4,410.00	5	4,471.12	15	5	6,330.07	5	41,130.12	5	49,677.12
PHOENIX SPA SERVICES	64 or 40 Beneficial Provided	PO BOX 2000	FERNLEY	NV	89094	20	5	2,109.00	20,209.00	4	2,199.00	5	27,209.00	20	5	11,244.20	5	38,159.00	5	49,659.00
CRICK METAL LLC	Form 5500 Non Filed	13011 VIA MARINA	BROCKMONT	CO	80520	4	5	3,317.18	16,465.70	11	5,724.60	5	10,527.11	20	5	10,254.42	5	38,152.62	5	49,541.62
BOJANOVICH DRYWALL CORP	Form 5500 Non Filed	7777 F PARADISE DR UNIT 100	SCOTTSDALE	AZ	85260	11	5	3,012.12	13,812.12	22	38,102.12	5	21,899.40	13	5	13,876.84	5	35,712.12	5	49,288.12
HOLLYWOOD BAR & LUNC	Form 5500 Non Filed	18000 COUNTY ROAD 400 UNIT 107	CUMMERTON	IL	14711	11	5	3,003.71	18,739.45	4	2,734.48	5	4,507.20	17	5	8,138.22	5	41,246.70	5	49,584.02
BEVVOY COMMUNITY CENTER INC	Form 5500 Non Filed	10700 HAVERTOWN LN	LAS VEGAS	NV	89116	11	5	4,917.58	18,374.12	4	5,408.21	5	5,611.05	21	5	7,810.21	5	41,708.21	5	49,572.99
INFS GLOBAL LLC	64 or 40 Beneficial Provided	1850 PARKWAY PL SE STE 100	MARIETTA	GA	30067	4	5	3,047.27	17,468.47	4	5,340.21	5	15,043.14	14	5	6,994.48	5	42,491.28	5	49,466.47
HYDRO CONSULT CORPORATION	Form 5500 Non Filed	1460 PREDOMANT RD STE 1300	ATLANTA	GA	30305	4	5	4,712.37	24,380.41	4	4,142.28	5	16,004.07	16	5	8,891.21	5	40,005.17	5	49,460.18
HONG DA INC	Form 5500 Non Filed	2002 CROCHARD MAINT ST	LAS VEGAS	NV	89015	4	5	2,016.21	18,244.44	4	4,239.48	5	15,919.79	16	5	7,130.28	5	40,130.11	5	49,386.19
LACUNA AUTISM SERVICES LLC	Form 5500 Non Filed	12846 MORNING BREWER WAY	PEYTON	CO	80501	10	5	3,781.51	18,974.77	10	4,487.48	5	9,427.09	23	5	4,889.25	5	40,001.28	5	49,271.11
INDUSTRIAL PULP BLENDED & DISPENSAL LLC	Form 5500 Non Filed	4410 ROCK SANDHILL LN	LAS VEGAS	NV	89161	4	5	4,011.24	18,786.16	4	4,401.41	5	13,614.61	4	5	11,831.21	5	39,181.21	5	49,170.60
NEW STEEL ELECTRIC, LLC	Form 5500 Non Filed	1730 W RENO RD	OKLAHOMA CITY	OK	73104	4	5	4,523.42	21,802.87	5	6,020.88	5	18,881.72	14	5	10,553.20	5	38,610.68	5	49,145.88
AM RETAIL GROUP INC	Form 5500 Non Filed	PO BOX 288 S/LC EXPRESS	ST LOUIS	MO	63166	11	5	3,930.16	18,099.16	12	5,775.01	5	18,881.72	20	5	11,770.49	5	37,782.80	5	49,084.31
PADMA GROUP, THE	64 or 40 Beneficial Provided	8406 CIVIC CENTER DR #300	SAN RAFAEL	CA	94901	4	5	5,028.18	19,807.63	5	5,187.11	5	8,261.64	11	5	8,134.36	5	40,870.11	5	49,064.03
HIDDEN VALLEY COUNTRY CLUB	Form 5500 Non Filed	445 S VIRGINIA ST FL 4	RENO	NV	89501	4	5	5,144.11	21,239.85	5	4,046.48	5	16,611.17	14	5	9,161.09	5	39,858.17	5	49,046.86
UX CONCEPTS LLC	Form 5500 Non Filed	PO BOX 288 S/LC EXPRESS	ST LOUIS	MO	63166	4	5	6,204.07	21,804.16	10	7,586.42	5	13,668.11	19	5	11,770.49	5	39,272.90	5	49,043.99
AMERY RENTALS INC	Neither 64 or 40 Beneficial Provided	PO BOX 37886 SPRING UNITY	DENVER	CO	80017	14	5	5,101.18	18,114.88	4	5,089.27	5	8,711.20	16	5	10,170.95	5	38,632.06	5	49,002.05
INSPIRE LLC	Form 5500 Non Filed	2707 DEWAY ST	MINNETONKA	NV	89023	4	5	5,047.74	19,183.00	5	5,027.88	5	7,409.12	13	5	8,972.68	5	40,629.12	5	49,002.12
CITY OF SPRING	Form 5500 Non Filed	PO BOX 807	SPRING	NV	89041	4	5	4,047.14	18,219.14	4	4,400.14	5	8,400.14	18	5	8,400.14	5	40,300.14	5	49,000.14
MARKY DODIC	Form 5500 Non Filed	1130 DISTRIAL PLAZA/ROSS RD	LAS VEGAS	NV	89131	4	5	3,707.17	18,264.90	4	3,640.15	5	9,210.02	14	5	8,400.14	5	39,712.17	5	49,000.17
HARD DIG LLC	Form 5500 Non Filed	8555 W GARY AVE #1	RENO	NV	89139	7	5	6,039.30	21,448.27	11	5,880.29	5	10,938.13	18	5	14,942.38	5	34,041.41	5	48,984.01
AMPERESS RESTAURANT GROUP LLC	Form 5500 Non Filed	1120 S MAIN ST # 100	LAS VEGAS	NV	89104	4	5	5,797.71	27,654.00	4	5,891.81	5	9,711.10	18	5	11,648.54	5	37,193.11	5	48,974.06
EAIR INDUSTRIES OF NEVADA LTD	Form 5500 Non Filed	1670 WYNN RD	LAS VEGAS	NV	89118	7	5	4,055.11	18,901.11	4	4,254.25	5	9,054.10	11	5	6,909.4				

Appendix

STARBUCKS MANUFACTURING CORPO	Form 5500 Non-Filed	3400 UTAH AVE S&M'S SVP'S	SEATTLE	WA	98134	10	\$	15,644.75	\$	30,382.75	2	\$	705.62	\$	1,168.07	11	\$	16,160.36	\$	33,546.81	\$	47,706.19
CR	Form 5500 Non-Filed	86 N UNIVERSITY AVE STE 300	PROVO	UT	84061	4	\$	6,088.02	\$	18,411.00	18	\$	4,853.25	\$	16,936.72	28	\$	12,021.27	\$	34,788.22	\$	47,890.99
FORM STEEL SERVICE CENTERS INC	Form 5500 Non-Filed	1245 LAGUNA SPRINGS DR STE 300	ELIOT GROVE	CA	95738	4	\$	8,987.87	\$	10,422.01	5	\$	4,395.11	\$	7,061.50	15	\$	10,153.18	\$	17,418.51	\$	47,638.69
LABORATORY MEDICINE CONSULTANT	Form 5500 Non-Filed	12357 BIJARA TRAC PWAY STE A200	AUSTIN	TX	78727	8	\$	6,513.68	\$	25,631.98	8	\$	8,651.15	\$	9,651.15	8	\$	12,483.07	\$	35,284.41	\$	47,527.10
ANG LAS VEGAS LLC	Form 5500 Non-Filed	3175 DELICIAE PWAY	HOUSTON	TX	77077	12	\$	3,772.22	\$	20,090.02	8	\$	1,463.25	\$	10,209.35	20	\$	7,232.98	\$	40,526.21	\$	47,592.98
CONCRETE TILES EXPORT LLC	64 or 60 Beneficial Provided	705 GARDNER AVE STE	WELLESLE GROVE	MA	02466	2	\$	4,067.18	\$	27,287.28	13	\$	2,127.28	\$	10,227.28	28	\$	9,258.72	\$	37,000.28	\$	47,550.28
CELESTE BISHOPSON HOTEL LLC	Form 5500 Non-Filed	2120 S TOWNSEND BLVD STE 100	NORTH DOWNS	IL	60460	11	\$	4,512.08	\$	14,500.75	18	\$	5,442.15	\$	5,400.75	18	\$	9,500.05	\$	31,800.25	\$	47,544.88
LV TROP PAYROLL LLC	Form 5500 Non-Filed	11770 N LS HIGHWAY 315 SUITE 002	NORTH PALM BEACH	FL	33484	8	\$	5,388.02	\$	15,264.62	7	\$	3,188.25	\$	6,988.88	13	\$	8,572.27	\$	38,838.28	\$	47,513.77
HELP AT HOME SENIOR CARE OF NEVADA	Form 5500 Non-Filed	200 REDDIE ST STE 100	RENO	NV	89501	4	\$	4,185.52	\$	22,885.37	11	\$	7,436.13	\$	12,683.30	17	\$	11,796.05	\$	35,687.51	\$	47,463.42
NEW GENERATION CONSTRUCTION LLC	Form 5500 Non-Filed	1245 VISTA BLVD STE 113 B34	SPARKS	NV	89436	4	\$	5,701.71	\$	23,294.86	7	\$	5,916.71	\$	10,447.03	11	\$	11,676.45	\$	37,712.21	\$	47,430.80
BERKSON CONCRETE LLC	Form 5500 Non-Filed	3566 POLARIS AVE STE 1	LAS VEGAS	NV	89103	4	\$	2,252.22	\$	20,297.00	17	\$	5,827.15	\$	10,027.69	20	\$	8,082.37	\$	39,334.68	\$	47,417.06
URBAN AIR RENO LLC	Form 5500 Non-Filed	3095 HEATHLEDGE LN	RENO	NV	89509	4	\$	5,144.89	\$	16,973.88	7	\$	4,286.45	\$	20,871.29	12	\$	8,444.44	\$	37,849.51	\$	47,392.61
MO MINING BALD MOUNTAIN INC	Form 5500 Non-Filed	415 JAGGS HWY UNIT 18	SPRING CREEK	NV	89025	28	\$	3,229.34	\$	18,999.57	14	\$	6,811.47	\$	15,581.47	26	\$	12,103.41	\$	35,776.44	\$	47,379.65
COLDSER BEAR PHYSICAL THERAPY AND SPORTS	Masterfile SA or 60 Beneficial Provided	3338 COPPER RD STE 1	MIDWATER	CA	95955	18	\$	4,129.58	\$	24,099.46	2	\$	1,450.12	\$	11,939.32	20	\$	10,379.38	\$	38,993.78	\$	47,372.98
SAFIR PARTIAL FINANCING LLC	Form 5500 Non-Filed	475 S FRICE RD	CHANDLER	AZ	85226	18	\$	4,821.84	\$	10,288.66	7	\$	3,100.24	\$	8,828.24	10	\$	10,272.04	\$	37,006.28	\$	47,370.62
GENERAL OPTX, INC	Form 5500 Non-Filed	2322 MANASSAS AVE STE C	LAS VEGAS	NV	89113	24	\$	2,993.82	\$	34,142.93	8	\$	2,128.03	\$	8,899.32	10	\$	8,527.82	\$	45,010.28	\$	47,338.78
BEYBLOM'S OF LAS VEGAS INC	Form 5500 Non-Filed	225 LAGALEE ST #800	CHICAGO	IL	60610	11	\$	4,887.80	\$	20,258.80	8	\$	5,645.96	\$	17,280.07	20	\$	9,833.56	\$	37,489.57	\$	47,333.13
NELSON ELECTRIC CO INC	Form 5500 Non-Filed	1410 TROSPIT BLVD	SPARKS	NV	89411	4	\$	4,267.71	\$	18,083.81	5	\$	1,468.23	\$	3,077.02	11	\$	6,110.28	\$	31,148.21	\$	37,354.38
PIRAMIDE LASE JUNIOR SENIOR H	Form 5500 Non-Filed	P.O. BOX 287	NIHON	NV	89524	7	\$	3,854.25	\$	12,685.95	5	\$	2,277.38	\$	8,279.94	12	\$	6,102.61	\$	40,998.84	\$	47,201.45
CHANNEL INC & SUBSIDIARIES	64 or 60 Beneficial Provided	876 CONVENTUAL AVE	PISCATAWAY	NJ	08854	7	\$	4,361.91	\$	20,293.23	5	\$	4,424.42	\$	12,201.45	12	\$	8,786.55	\$	38,364.48	\$	47,151.23
HEALTH & CARE PROF NETWORK LLC	Form 5500 Non-Filed	4800 W FLAMINGO RD STE 25	LAS VEGAS	NV	89103	7	\$	4,185.09	\$	18,285.78	7	\$	965.25	\$	3,547.74	9	\$	4,734.84	\$	42,433.52	\$	47,148.96
HEARTLAND COMPANY FLOW CASH LLC	Form 5500 Non-Filed	2717 9TH AVE	NEW YORK	NY	10002	18	\$	7,250.00	\$	19,103.00	5	\$	1,527.78	\$	4,959.54	18	\$	8,031.47	\$	38,007.28	\$	47,092.07
AMERICAN GAZ MANAGEMENT INC	Form 5500 Non-Filed	1400 ROCK HAVEN RD	ST LOUIS	MO	63103	24	\$	4,011.34	\$	16,787.18	15	\$	3,712.30	\$	6,528.30	17	\$	6,128.30	\$	40,528.30	\$	47,088.84
WARRANTY FINE INSURANCE COMPANY	64 or 60 Beneficial Provided	PO BOX 288 NUC EXPRESS	ST LOUIS	MO	63103	24	\$	2,885.34	\$	22,922.77	12	\$	6,032.00	\$	15,243.00	15	\$	8,850.71	\$	38,663.66	\$	47,064.66
ZORNUS BUILDING SERVICES, INC.	Form 5500 Non-Filed	1430 E MISSOURI AVE B205	PHOENIX	AZ	85014	4	\$	2,723.58	\$	4,708.02	19	\$	12,124.42	\$	23,288.42	24	\$	15,848.42	\$	33,814.42	\$	46,968.47
HEARTS AVE VILLAGE	Form 5500 Non-Filed	4132 S HANDBORN AVE	LAS VEGAS	NV	89103	11	\$	5,228.13	\$	13,955.74	7	\$	3,038.63	\$	6,018.62	18	\$	8,266.96	\$	38,096.76	\$	46,962.52
ACCELERATION ACADEMIES LLC	Form 5500 Non-Filed	300 W VAN BUREN ST 315	CHICAGO	IL	60607	12	\$	4,808.26	\$	25,381.32	5	\$	2,038.82	\$	6,602.87	17	\$	8,842.82	\$	39,990.12	\$	46,893.41
WIN FOODS LV	Form 5500 Non-Filed	11680 SERENITO DR	MURRETTA	CA	92553	10	\$	5,931.12	\$	18,497.00	4	\$	2,921.42	\$	4,811.42	14	\$	8,533.42	\$	38,413.42	\$	46,819.87
JET SERVICES INC	Form 5500 Non-Filed	1555 HYMER AVE	SPARKS	NV	89411	12	\$	7,844.82	\$	26,728.81	8	\$	4,425.49	\$	7,881.41	20	\$	12,270.80	\$	34,535.41	\$	46,781.21
RODIE'S MEXICAN RESTAURANT LLC	Form 5500 Non-Filed	3800 W FLAMINGO RD	LAS VEGAS	NV	89113	7	\$	2,022.02	\$	20,475.11	2	\$	4,525.24	\$	10,238.44	18	\$	7,099.44	\$	39,728.44	\$	46,767.41
BEV WPTV OPTX INC	Form 5500 Non-Filed	PO BOX 1208	LAS VEGAS	NV	89113	28	\$	2,966.78	\$	24,762.87	5	\$	2,100.28	\$	4,741.28	18	\$	12,218.28	\$	31,200.28	\$	46,710.28
HERBERT SYSTEMS GROUP INC	Form 5500 Non-Filed	1700 BELLEVUE	BIRMINGHAM	AL	35211	11	\$	5,026.12	\$	13,317.32	5	\$	3,127.32	\$	5,473.32	10	\$	7,124.32	\$	48,015.32	\$	46,701.32
LAGUDO FRESH FOOD GROUP	Form 5500 Non-Filed	10220 ADOBE DR MAR LN	LAS VEGAS	NV	89133	11	\$	7,147.77	\$	21,807.12	14	\$	5,248.03	\$	10,798.07	23	\$	14,248.03	\$	32,408.03	\$	46,658.03
DESERT HILLS DENTAL	Form 5500 Non-Filed	300 CAMELBACK LN	HENDERSON	NV	89047	4	\$	13,244.84	\$	21,788.40	8	\$	2,892.82	\$	6,642.28	15	\$	10,127.68	\$	30,270.68	\$	46,588.12
BE & H BUILDING SPECIALTIES IN	Form 5500 Non-Filed	1064 S HIGHLAND DR SE	LAS VEGAS	NV	89106	7	\$	3,914.48	\$	24,355.20	5	\$	1,548.15	\$	11,513.18	16	\$	8,979.48	\$	36,319.48	\$	46,583.28
SK BASEBALL LLC	Form 5500 Non-Filed	250 EVANS AVE	RENO	NV	89501	10	\$	4,522.84	\$	40,662.58	5	\$	511.87	\$	841.10	11	\$	5,034.51	\$	43,521.57	\$	46,560.48
MONTECITO ANIMAL HOSPITAL LLC	Form 5500 Non-Filed	2385 S TROPICANA AVE	LAS VEGAS	NV	89119	12	\$	5,092.27	\$	34,253.39	4	\$	1,799.39	\$	5,643.80	16	\$	6,891.97	\$	39,664.98	\$	46,556.06
BLAKE CONSTRUCTION GROUP INC	Form 5500 Non-Filed	385 FLUENT DR STE 0	LAS VEGAS	NV	89119	4	\$	2,114.34	\$	16,855.42	10	\$	7,631.42	\$	20,541.48	16	\$	9,780.48	\$	36,808.48	\$	46,552.12
UT CONSTRUCTION INC	Masterfile SA or 60 Beneficial Provided	4750 COPPER CANYON ST	LAS VEGAS	NV	89113	4	\$	6,094.34	\$	19,294.31	5	\$	2,133.12	\$	4,277.89	14	\$	8,942.32	\$	37,172.32	\$	46,534.32
BOB SPINETS LLC	64 or 60 Beneficial Provided	PO BOX 128	MINNAPPA	MO	63049	28	\$	4,931.58	\$	10,271.88	10	\$	3,101.58	\$	8,811.58	28	\$	10,111.58	\$	38,111.58	\$	46,488.88
RESTARTS INC	Form 5500 Non-Filed	4382 W GARDEN RD	LAS VEGAS	NV	89118	4	\$	5,068.24	\$	21,620.88	7	\$	2,185.00	\$	11,813.10	16	\$	12,854.47	\$	33,584.00	\$	46,438.54
IME MANAGER LLC	Form 5500 Non-Filed	475 S GRAND CENTRAL HWY STE 3815	LAS VEGAS	NV	89109	10	\$	4,870.71	\$	38,013.47	2	\$	1,413.66	\$	4,082.37	15	\$	6,534.33	\$	40,324.33	\$	46,408.92
SEAGRAM FRAMING GROUP LLC	Form 5500 Non-Filed	3076 ARVILLE ST STE 12	LAS VEGAS	NV	89118	11	\$	4,128.28	\$	26,321.11	7	\$	3,857.14	\$	12,088.08	18	\$	7,881.20	\$	38,417.11	\$	46,403.11
COML LLC	64 or 60 Beneficial Provided	3015 BUSINESS PARK BLVD 400	ANCHORAGE	AK	99511	5	\$	4,854.14	\$	41,501.15	5	\$	1,501.15	\$	1,501.15	5	\$	4,854.14	\$	41,501.15	\$	46,355.30
E J MCKERRAN CO, THE	Form 5500 Non-Filed	800 S ROCK BLVD	RENO	NV	89502	4	\$	7,219.98	\$	26,389.98	6	\$	4,796.71	\$	7,901.18	15	\$	12,014.71	\$	34,239.18	\$	46,307.87
EXTREME COMMERCIAL CONCRETE LLC	Form 5500 Non-Filed	4280 SOBBA AVE STE C	LAS VEGAS	NV	89118	7	\$	2,289.87	\$	18,961.94	4	\$	3,952.88	\$	8,262.05	14	\$	9,262.05	\$	38,049.48	\$	46,286.48
WINDY FACILITY	Form 5500 Non-Filed	717 S OF NW 8TH LN	WASHINGTON	DC	20004	18	\$	6,023.00	\$	17,447.00	4	\$	4,826.20	\$	8,777.40	18	\$	10,079.00	\$	35,024.00	\$	46,253.80
BRIDGE INC THE	64 or 60 Beneficial Provided	PO BOX 288 NUC EXPRESS	ST LOUIS	MO	63103	24	\$	4,011.34	\$	20,988.47	11	\$	4,888.41	\$	12,888.41	17	\$	12,888.41	\$	32,888.41	\$	46,200.17
STONEY COUNTY	Form 5500 Non-Filed	PO BOX 432	INDIANAPOLIS	IN	46204	4	\$	2,565.14	\$	15,748.75	11	\$	3,822.27	\$	5,822.27	17	\$	7,527.08	\$	31,827.08	\$	46,202.02
FERRARO MARBLE COMPANIES LLC	Form 5500 Non-Filed	8118 W POST RD	LAS VEGAS	NV	89118	12	\$	4,893.61	\$	46,749.79	5	\$	3,880.12	\$	6,163.00	17	\$	7,281.76	\$	38,814.76	\$	46,188.63
PAINT MASTERS LLC	Form 5500 Non-Filed	4																				

Appendix

LUK LLC	Form 5500 Non-Filed	3320 US HIGHWAY 50 E	CARSON CITY	NV	89501	14	5,183.50	26,841.84	4	5,775.74	3	6,237.70	22	8,956.24	5	35,879.61	5	44,855.88
USION DRILLWELL & PAINT LLC	Form 5500 Non-Filed	2004 LOSSE RD	N LAS VEGAS	NV	89000	14	6,095.51	25,801.53	11	4,566.78	5	7,528.16	25	11,474.30	5	33,325.48	5	44,799.88
PREMIER PLASTICS CORPORATION	Form 5500 Non-Filed	1235 NORTH F ST	RICHMOND	RI	02874	11	3,306.36	29,687.31	11	2,906.47	5	8,862.80	18	6,214.83	5	38,550.51	5	44,764.34
MARL SUNNY OF LLC	Form 5500 Non-Filed	8775 W FLAMINGO RD STE 200	LAS VEGAS	NV	89147	4	5,742.92	16,824.66	4	5,808.48	5	18,566.95	14	6,386.97	5	35,989.61	5	44,738.08
INTEGRATIVE ENVIRONMENTAL SYSTEMS, LLC	Form 5500 Non-Filed	2005 W HANCOCK AVE STE A	LAS VEGAS	NV	89043	4	6,216.21	28,900.85	4	2,841.21	5	5,571.23	13	6,592.08	5	35,448.21	5	44,652.11
E. A. T. CO.	Form 5500 Non-Filed	2102 S HANCOCK RD STE 200	LAS VEGAS	NV	89104	4	2,862.98	21,940.18	4	2,179.48	5	4,269.48	15	6,268.79	5	32,059.28	5	44,651.07
ARTISTS WAY NORTHERN NEVADA	Form 5500 Non-Filed	40100 285 TULAC EXPRESS	ST GEORGE	ND	58584	4	4,850.28	16,512.52	4	5,105.89	5	11,525.10	18	8,058.08	5	36,412.21	5	44,512.41
HUSSEIN'S LAS VEGAS LLC	Form 5500 Non-Filed	8900 LAS VEGAS BLVD #2128	LAS VEGAS	NV	89119	4	3,097.72	23,838.14	12	5,837.17	5	11,769.02	20	8,947.88	5	35,067.37	5	44,503.04
ESEN HODICE AT CARSON CITY 1	Form 5500 Non-Filed	4801 NE 77TH AVE STE 100	VANCOUVER	WA	98042	4	3,749.43	18,744.82	4	721.31	5	6,263.10	12	4,470.75	5	40,007.40	5	44,478.67
HENDERSON ANGLIA, LLC	Form 5500 Non-Filed	200 SW 127 AVE 114	FORT LAUDERDALE	FL	33301	4	3,978.31	18,804.78	4	1,703.51	5	2,893.11	11	5,731.82	5	38,056.28	5	44,426.91
THOMAS S SOLAN ENTERPRISES I	Form 5500 Non-Filed	1225 MILLS STREET	RENO	NV	89502	12	2,609.76	21,658.86	4	2,466.38	5	17,640.51	18	5,074.14	5	38,301.77	5	44,375.91
SERRA FOODS LLC	Form 5500 Non-Filed	PO BOX 3840	RENO	NV	89511	4	10,622.87	26,133.66	4	5,142.27	5	8,475.15	15	11,765.04	5	28,009.05	5	44,374.06
SHAMING PRO LLC	Member 4A or 4U Benefits Provided	27442 CALLE ARROYO STE A	SAN JUAN CAPISTRANO	CA	92675	5	4,729.18	19,078.12	3	1,638.27	5	2,913.21	12	6,347.97	5	37,999.34	5	44,344.88
THE FREEMAN COMPANY LLC	Form 5500 Non-Filed	1800 WHEATY DR STE 100	DALLAS	TX	75205	18	5,717.98	19,971.28	10	2,135.08	5	4,259.11	20	7,831.49	5	35,051.30	5	44,334.88
CONSUMER MEDIA LLC	Form 5500 Non-Filed	PO BOX 373881 N WASH AVENUE	DENVER	CO	80217	16	4,139.28	21,248.82	10	2,106.27	5	3,729.12	22	7,281.27	5	33,071.24	5	44,288.12
SLAMLINE LINE CONSTRUCTION, INC.	Form 5500 Non-Filed	441 W POWERSHOP RD	HEBER CITY	UT	84002	24	4,832.22	26,286.50	5	2,278.20	5	8,275.50	20	6,120.22	5	36,162.00	5	44,272.38
FEARLESS PURSUITS GROUP, INC.	Form 5500 Non-Filed	4200 BURNINGTON RD	ATLANTA	GA	30349	22	3,208.42	17,345.10	10	6,435.66	5	17,381.11	22	6,624.07	5	34,643.43	5	44,257.38
WILLIAMS-TANK UNITS	4A or 4U Benefits Provided	1477 TULLE OWENS DR	HOUSTON	TX	77036	4	5,615.27	16,686.46	4	1,138.20	5	7,777.12	16	9,771.97	5	34,643.77	5	44,235.34
EGG WORKS 3 LLC	Form 5500 Non-Filed	4580 W HANCOCK AVE	LAS VEGAS	NV	89118	14	5,875.27	16,325.27	5	3,772.71	5	9,262.22	17	6,256.28	5	35,826.27	5	44,224.47
COLLINS CARSON CITY GASTROENTEROLOGY LTD	Form 5500 Non-Filed	1385 WESTLA CN	CARSON CITY	NV	89704	4	1,522.90	13,824.44	4	10,974.42	5	18,080.19	14	12,496.72	5	31,713.62	5	44,210.34
MH INC	Form 5500 Non-Filed	PO BOX 288 TULAC EXPRESS	ST GEORGE	ND	58584	4	1,794.48	15,650.31	4	6,035.75	5	17,894.54	14	6,790.02	5	33,496.48	5	44,209.47
UNITED ELECTRONIC SERVICES NV	Form 5500 Non-Filed	2501 HANCOCK DR STE 1A	HENDERSON	NV	89013	16	4,847.19	19,923.13	4	2,705.48	5	6,095.53	23	7,290.80	5	36,913.71	5	44,197.97
HENDERSON AND SONS COMPANY	Form 5500 Non-Filed	880 WHEATY DR STE B	HENDERSON	NV	89118	16	3,714.78	16,307.18	4	10,396.72	5	18,827.79	12	9,281.22	5	33,012.94	5	44,177.62
TRIS LLC	Form 5500 Non-Filed	8830 W ARBET AVE STE 107	HENDERSON	NV	89118	16	4,971.31	12,217.17	11	6,265.50	5	12,824.28	21	9,134.81	5	34,514.66	5	44,154.66
DOMINICARE LLC	Form 5500 Non-Filed	807 FALCON RIDGE PWAY STE 100	MESQUITE	NV	89027	16	6,446.78	25,454.02	6	4,239.84	5	7,613.80	19	10,888.34	5	33,227.24	5	44,134.23
ESTHER'S KITCHEN	Form 5500 Non-Filed	1130 S CASPER BLVD # 110	LAS VEGAS	NV	89104	14	3,958.73	11,382.82	5	3,888.43	5	5,429.10	15	7,248.20	5	36,804.41	5	44,053.01
HODGS, MING & CLEMENT, PLLC	Form 5500 Non-Filed	2820 W CHARLESTON BLVD	LAS VEGAS	NV	89103	12	6,591.65	18,274.18	5	6,322.25	5	6,957.87	20	10,832.88	5	33,232.25	5	44,044.93
KES, LLC	Form 5500 Non-Filed	1247 F PEBBLE RD	LAS VEGAS	NV	89123	12	5,721.77	18,861.02	5	1,486.15	5	5,903.97	18	6,208.12	5	34,827.30	5	44,034.11
GRAND CANYON AIRLINES INC	Form 5500 Non-Filed	1385 ABBOTT ROAD NPHS	BOULDER CITY	NV	89005	16	4,418.49	16,847.97	5	1,862.17	5	3,717.81	12	5,463.86	5	38,585.68	5	44,027.54
M & M TEXTURE LLC	Form 5500 Non-Filed	4762 HEARTSTONE CRT	LAS VEGAS	NV	89129	12	1,274.51	12,367.28	16	4,884.24	5	21,251.54	23	10,228.03	5	33,718.28	5	44,027.40
RECREATION CENTER CENTER	4A or 4U Benefits Provided	2905 OAK PINE RD	HANDS	ND	58544	4	5,007.79	26,279.78	5	2,402.49	5	7,222.38	15	6,959.57	5	34,202.21	5	44,006.88
L S MARKET COMPANY	4A or 4U Benefits Provided	20100 550E	BOISE	ID	83721	4	5,026.51	16,755.72	4	13,044.62	5	4,955.64	10	5,229.12	5	36,725.26	5	44,002.44
HANMARIN MARKETING COMPANY LL	Form 5500 Non-Filed	2502 MCGEE TRAFFIC WAY	KANSAS CITY	MO	64141	4	3,968.08	16,713.80	2	836.32	5	3,375.40	4	4,786.43	5	36,083.32	5	44,001.83
DESIGN WITH PRESTIGE LLC	Form 5500 Non-Filed	23 CLEAR COLUMBIA	HENDERSON	NV	89012	12	4,253.91	18,271.23	2	1,479.40	5	9,143.61	14	5,712.39	5	38,139.86	5	44,003.25
TEC EQUIPMENT INC	4A or 4U Benefits Provided	750 NE HANCOCK BOULEVARD	PORTLAND	OR	97111	11	3,683.89	19,334.90	5	2,417.01	5	4,393.10	15	6,102.90	5	31,737.58	5	44,003.88
GAMING LABORATORIES INTERNATI	Member 4A or 4U Benefits Provided	800 AIRPORT RD	LAKELWOOD	MO	63011	4	3,255.73	12,001.76	4	5,738.25	5	6,472.52	13	5,293.76	5	38,414.28	5	44,003.04
WESTERN CAR CO	Form 5500 Non-Filed	4105 W DIABLO DR	LAS VEGAS	NV	89118	4	4,208.51	11,472.66	4	1,872.52	5	6,094.70	12	6,170.64	5	37,567.40	5	44,008.04
GREEN ENVIRONMENTAL LANDSCAPE	Form 5500 Non-Filed	8032 Springdale Ct	LAS VEGAS	NV	89129	4	4,450.12	12,229.12	10	5,932.72	5	11,229.16	15	10,362.86	5	33,960.48	5	44,003.12
AM HOME	4A or 4U Benefits Provided	PO BOX 4874	SANIT LEONIS	MD	21080	16	3,103.68	12,058.46	5	4,728.28	5	11,729.52	18	6,989.17	5	31,804.28	5	44,002.53
ED RENOLD LLC	Form 5500 Non-Filed	10304 KENNESAW CT	RENO	NV	89511	4	4,844.61	18,101.31	4	4,806.06	5	16,689.94	11	6,896.94	5	34,709.21	5	44,006.68
MINION INC	4A or 4U Benefits Provided	2300 RANGE ROAD	CLEARWATER	FL	33764	4	5,974.14	16,212.30	4	5,548.47	5	11,743.00	17	11,433.84	5	32,272.36	5	44,001.14
I INTERNATIONAL MANAGEMENT LLC	Form 5500 Non-Filed	4480 SPRING MOUNTAIN ROAD SUITE B	LAS VEGAS	NV	89148	22	4,393.13	23,223.45	4	5,453.89	5	12,672.97	18	7,782.70	5	35,886.42	5	44,079.12
ALFORD DRILLING	Form 5500 Non-Filed	PO BOX 2142	ELMO	NV	89003	11	3,785.51	17,685.68	22	6,145.15	5	14,648.07	17	11,923.68	5	31,708.74	5	44,005.42
GHC HOLDINGS, LLC	4A or 4U Benefits Provided	820 ETV AVE	PITTSBURGH	PA	15222	4	3,425.47	18,055.73	5	7,824.85	5	14,238.02	15	5,224.52	5	32,294.62	5	44,004.17
STAGEWAVE PRODUCTION COMPANY LLC	Form 5500 Non-Filed	1250 W HANCOCK RIDGE PWAY STE B	HENDERSON	NV	89012	4	3,297.74	15,775.86	4	5,138.25	5	15,517.74	14	8,216.49	5	35,733.62	5	44,070.29
ATLAS MECHANICAL INC	Form 5500 Non-Filed	8380 CAMINO SANTA FE #48	SAN DIEGO	CA	92121	4	3,798.48	12,794.23	5	4,645.56	5	11,234.25	14	6,229.64	5	33,138.44	5	44,068.08
TELEVISION OPERATING LLC	Form 5500 Non-Filed	3950 SPRING MOUNTAIN RD	LAS VEGAS	NV	89013	2	1,649.01	14,400.12	3	1,021.12	5	2,474.09	17	4,529.73	5	36,979.21	5	44,061.04
TRAVY PERMAN CREAT UNION	Form 5500 Non-Filed	P O BOX 200	SPARKS	NV	89411	4	4,844.61	16,440.18	4	6,899.74	5	10,899.74	14	10,138.27	5	31,338.27	5	44,057.67
L LORDBANCK INC	Form 5500 Non-Filed	300 W STONEY CRT	SPARKS	NV	89414	16	2,811.38	12,575.71	18	6,952.28	5	12,215.46	18	6,512.74	5	32,542.31	5	44,054.91
FLORIDA CANYON MINING INC	4A or 4U Benefits Provided	P O BOX 330	IRLAY	NV	89418	25	4,247.22	14,272.23	17	5,481.01	5	9,083.43	18	6,728.23	5	33,511.62	5	44,239.88
YOUR BEST MANAGEMENT GROUP LL	4A or 4U Benefits Provided	6480 S EASTERN AVE	LAS VEGAS	NV	89118	11	6,513.61	22,265.97	5	5,452.01	5	11,965.61	11	6,882.18	5	31,295.74	5	44,222.18
GAITRON SYSTEMS INC	Form 5500 Non-Filed	18233 HOOVER STREET	CAROLINA	CA	95048	4	4,770.25	14,944.70	5	1,082.12	5	2,227.12	10	5,822.51	5	37,271.81	5	44,224.34
FREEMAN CARPET SERVICE INC	Form 5500 Non-Filed	1110 PONDERRISA WAY	LAS VEGAS	NV	89118	12	2,658.44	19,254.10	5	7,891.12	5	13,224.00	13	10,511.05	5	32,478.90	5	44,220.91
TIBERTI, J A	Form 5500 Non-Filed	4875 ROGERS ST	LAS VEGAS	NV	89118	4	3,206.66	24,804.30	12	4,234.17	5	10,648.25	15	7,841.73	5	35,589.31	5	44,210.88
NEVADA ENDOSCOPE MANAGEMENT I	Form 5500 Non-Filed	880 KILAND ST	RENO	NV	89502	12	5,163.29	14,405.18	12	4,789.22	5	6,129.30	24	10,422.46	5	32,512.92	5	44,205.18
TRAVIS DE BRAN LAS VEGAS																		

Appendix

ERICKSON BO-OTN ASSOCIATES	Form 5500 Non Filed	545 N AUBURN AVE #400	RENO	NV	89001	4	4,144.58	22,955.32	5	5,136.72	5	9,752.72	12	9,339.29	5	32,132.08	5	41,851.35
DEATH IN THE AFTERNOON	Form 5500 Non Filed	2445 PALMS CENTER DR	LAS VEGAS	NV	89103	10	3,293.04	25,276.24	4	4,455.25	5	10,021.45	14	6,946.52	5	34,497.63	5	44,466.01
AMAZON MASONRY INC	Form 5500 Non Filed	4279 BERTSON DR	LAS VEGAS	NV	89103	4	3,414.71	17,405.84	4	3,504.89	5	12,005.57	14	6,939.63	5	32,475.42	5	41,395.03
BLUTE AT WEDDING GOLF CLUB LLC	Form 5500 Non Filed	4251 S WARM SPRING RD STE 100	LAS VEGAS	NV	89120	4	5,744.04	26,892.48	5	5,381.21	5	8,841.82	15	5,907.37	5	35,309.65	5	46,282.02
LAMONT A TYLER CO, P.C.	Form 5500 Non Filed	2180 S MARIANLAND DRIVE	LAS VEGAS	NV	89120	4	5,212.51	24,947.53	2	2,137.57	5	8,889.49	12	7,990.31	5	33,811.01	5	44,222.18
BOY SCOUTS OF AMERICA	Form 5500 Non Filed	8002 OUTPOST CTR	LAS VEGAS	NV	89120	4	5,277.48	25,292.78	4	5,052.49	5	2,925.49	20	5,251.99	5	34,077.28	5	45,294.64
CELEBRATE	Form 5500 Non Filed	3333 W GARDENVIEW BLVD #400	SPRING	CO	80121	4	5,028.18	23,361.30	5	5,514.24	5	12,059.54	10	10,858.48	5	40,332.04	5	50,225.04
GALLAGHER FORD LINCOLN-MERCU	Form 5500 Non Filed	800 30TH ST	EVANSTON	IL	60119	11	2,433.45	21,362.30	14	2,247.82	27	12,697.50	27	4,851.28	5	36,237.87	5	41,239.33
GENC - RENO LC	Form 5500 Non Filed	50 WASHINGTON ST STE 200	RENO	NV	89303	11	3,375.54	22,956.31	14	5,138.88	5	6,633.69	27	8,851.91	5	32,233.58	5	41,305.83
THEVILLE CONSTRUCTION INC	Form 5500 Non Filed	2242 CRISTINE LOOP	NORTH LAS VEGAS	NV	89030	5	3,440.47	18,417.11	5	3,134.37	5	11,977.40	14	6,674.63	5	32,190.12	5	41,064.94
BLST FOR SHOW INC	Form 5500 Non Filed	8555 S TENAYA WAY STE 700	LAS VEGAS	NV	89113	4	3,216.93	18,946.06	4	3,790.52	5	7,099.66	12	5,097.25	5	38,045.17	5	41,052.97
TUNHAY PEAK INC	Form 5500 Non Filed	4755 CLAY PARK DR	LAS VEGAS	NV	89129	4	4,133.20	17,644.44	10	2,846.72	5	16,131.58	18	5,741.92	5	33,789.70	5	46,950.94
C BARBERSHOP	Form 5500 Non Filed	8445 S TENAYA WAY STE 100	LAS VEGAS	NV	89113	7	3,999.03	25,125.10	5	3,548.48	5	10,447.84	10	5,547.09	5	35,373.34	5	46,920.03
CROWN EQUIPMENT CORPORATION	64 or 41 Beneficial Provided	40 S WASHINGTON STREET	NEW BEMEN	OH	43060	4	3,722.56	22,477.36	5	4,140.24	5	10,946.24	13	7,873.25	5	33,042.36	5	46,924.84
SEC TRAINING MANAGEMENT INC	64 or 41 Beneficial Provided	840 S LEE ROAD SUITE 177 #800	LAS VEGAS	NV	89109	4	4,008.97	20,799.87	5	4,288.97	5	8,098.97	7	6,098.97	5	38,792.97	5	48,888.97
DESIGNED EMPLOYMENT SERVICES LLC	Form 5500 Non Filed	5426 TULZIN AVE STE 304	SANTA ANA	CA	92705	24	5,182.24	26,788.80	4	5,180.05	5	7,491.80	14	5,543.20	5	34,242.50	5	48,829.20
CEVENY LLC	Form 5500 Non Filed	PMB 87000	WEST HOLLYWOOD	CA	90069	4	6,408.09	38,368.15	5	5,133.87	5	2,511.81	14	7,851.96	5	32,879.96	5	48,813.92
CVC MGMT LLC	Form 5500 Non Filed	3515 HILLCREST DR	LAS VEGAS	NV	89134	11	5,298.24	25,377.92	5	3,464.34	5	6,370.10	18	9,143.20	5	33,448.21	5	48,811.71
STENERGY FRAMING LLC	Form 5500 Non Filed	8960 W THORNCREAK AVE 300	LAS VEGAS	NV	89147	4	2,623.65	17,853.85	5	7,085.47	5	13,532.23	12	9,938.12	5	36,792.20	5	48,792.20
NEVADA COMMERCIAL SVCS INC	Form 5500 Non Filed	1475 TERMINAL WAY STE A	LAS VEGAS	NV	89092	7	2,827.54	13,244.84	4	6,100.45	5	18,181.50	15	9,136.99	5	35,716.42	5	48,719.39
PAR 3 LLC	Form 5500 Non Filed	4128 S CUIPINOUE LN	TARGA MOUNTAIN	UT	84095	7	2,128.46	10,277.96	12	6,100.46	5	19,939.96	19	10,463.32	5	36,204.42	5	48,687.74
AMERICAN BOY HOME	Form 5500 Non Filed	20 BOX 1246	RENO	NV	89103	4	4,742.50	27,179.87	5	4,149.00	5	7,577.30	17	7,731.84	5	33,007.70	5	48,832.21
WILSONS PARENTS SCHOOL AT RA	Form 5500 Non Filed	1000 W CENTER BLVD	LAS VEGAS	NV	89103	10	5,414.04	26,360.79	5	5,414.04	5	9,466.79	19	9,466.79	5	38,644.69	5	48,862.63
CSG HOLDINGS INC	Form 5500 Non Filed	59 GARDNETT BANCIF PWAY #888	RENO	NV	89111	28	5,414.04	18,134.88	14	5,446.47	5	11,244.48	24	10,505.37	5	28,505.37	5	48,610.01
RED RIBBON BAKESHOP INC	Form 5500 Non Filed	18235 Valley Blvd	INDUSTRY	CA	91744	4	2,831.18	12,453.91	5	2,276.78	5	17,813.97	8	10,148.86	5	30,268.86	5	48,373.84
DOMARK INC	Form 5500 Non Filed	40 BOX 80780	HENDERSON	NV	89009	14	4,078.13	27,475.91	5	3,178.79	5	7,488.57	16	5,157.13	5	34,964.47	5	48,321.60
BBG VEGAS LLC	Form 5500 Non Filed	40 BOX 1296	NEW YORK	NV	10003	10	3,085.07	27,765.40	5	3,627.55	5	7,817.03	13	4,722.68	5	35,581.51	5	48,296.19
UNIVERSAL INTERMEDIAL SERVICES	64 or 41 Beneficial Provided	12225 STEPHENS RD	WARREN	MI	48090	8	4,803.15	27,029.86	7	3,164.84	5	5,210.61	15	8,025.19	5	32,246.27	5	48,271.46
LIFTH LLC	Form 5500 Non Filed	10375 W PAVAN AVE STE 130	LAS VEGAS	NV	89147	4	2,856.52	10,599.47	5	6,382.87	5	17,460.24	14	12,239.87	5	27,997.86	5	48,216.03
SOLUTIONS INVESTMENT GROUP, LLC	Form 5500 Non Filed	200 STRADA DI CIMOLO	HENDERSON	NV	89017	4	4,317.50	22,484.64	4	2,625.24	5	10,774.37	13	6,922.90	5	33,229.20	5	48,181.10
US TECH CORPORATION	64 or 41 Beneficial Provided	1000 W CENTER RD	LAS VEGAS	NV	89103	4	4,422.58	26,290.79	5	4,179.06	5	11,099.89	15	8,292.96	5	29,449.82	5	48,166.78
MCCALL INDUSTRIES INC	Form 5500 Non Filed	8010 BOWMAN RD	RENO	NV	89109	4	4,072.25	18,768.60	5	4,022.25	5	8,644.92	10	7,005.07	5	33,014.21	5	48,117.60
WORLD OF BEANS & TOPS	Neither 64 or 41 Beneficial Provided	10 WANAHEE	IRVINE	CA	92618	29	2,571.38	18,814.98	5	3,104.44	5	15,841.20	15	9,551.24	5	33,996.24	5	48,099.77
INCUBIR INC	Form 5500 Non Filed	1946 EL PARQUE AVE	LAS VEGAS	NV	89117	4	2,835.70	25,251.31	4	2,287.61	5	6,660.09	15	5,123.31	5	34,929.31	5	48,052.73
CHASING EXCELLENCE, INC.	Form 5500 Non Filed	1200 BURNINGTON BL	ATLANTA	GA	30349	10	4,204.23	15,772.55	5	3,613.15	5	16,393.68	16	5,717.71	5	31,171.21	5	39,889.96
ROLLINS PT INC	Form 5500 Non Filed	40 BOX 283 TULS EXPRESS	ST LOUIS	MO	63166	4	2,497.07	25,060.96	5	2,249.58	5	9,700.54	14	5,129.05	5	34,767.50	5	39,886.55
MEE 2 INC	Neither 64 or 41 Beneficial Provided	171 CONEY ISLAND RD	SPRING	NV	89411	7	3,905.44	21,972.15	4	5,789.46	5	10,228.68	15	7,699.10	5	32,201.21	5	39,896.11
RE PROPERTIES INC	Form 5500 Non Filed	3833 CAL EDDISON HWY 6	LASGUNS	NV	89029	14	3,149.27	18,133.54	5	6,199.13	20	8,592.11	20	5,242.11	5	34,529.07	5	39,771.78
GENOPS MEDICATING HOLDINGS LLC	Form 5500 Non Filed	112 WALNUT ST	COLUMBIANA	OH	43002	4	6,054.43	17,408.73	5	3,228.48	5	3,490.53	13	4,932.32	5	35,749.03	5	39,731.97
GRANA REAL HOLDINGS INC	Form 5500 Non Filed	8708 W CHARLOTTE BLVD	LAS VEGAS	NV	89111	4	3,446.88	18,719.60	5	3,139.11	5	8,129.26	14	5,129.26	5	34,146.56	5	39,708.32
GENC OPERATIONS, LLC	64 or 41 Beneficial Provided	364 PEGGEE ST	GARDNER	MA	01840	4	2,542.47	12,270.82	5	3,700.40	5	2,692.10	11	4,247.88	5	35,462.82	5	39,702.87
LAS VEGAS CAREERS, INC	Form 5500 Non Filed	1455 S THORNCREAK AVE STE 200	LAS VEGAS	NV	89119	10	4,888.15	18,051.02	5	3,900.05	5	13,645.59	19	7,893.42	5	35,797.99	5	39,658.51
ROBERTS COMMUNICATIONS NETWORK LLC	Form 5500 Non Filed	8075 VOLUNTEER BLVD	HENDERSON	NV	89064	4	4,027.71	24,372.42	5	3,899.58	5	7,947.61	17	7,920.74	5	31,720.24	5	39,622.78
MODSOUNDING LLC	Form 5500 Non Filed	4545 SPRING MOUNTAIN RD STE 126	LAS VEGAS	NV	89102	4	2,952.51	18,450.56	5	4,612.22	5	12,042.12	11	7,298.43	5	32,895.23	5	39,602.23
FLAME CAPITAL	64 or 41 Beneficial Provided	12881 W CHARLOTTE BLVD STE 600	LAS VEGAS	NV	89119	4	5,151.12	26,901.91	5	3,180.87	5	4,941.00	15	7,699.99	5	31,846.81	5	39,543.80
SOUTHERN NEVADA CONSERVANCY	Form 5500 Non Filed	8676 W CHEYENNE AVE STE 145	LAS VEGAS	NV	89129	4	6,109.26	15,954.99	4	6,842.26	5	12,276.76	16	5,104.95	5	28,494.55	5	39,475.49
BOYS MOUNTAIN HONORARIUM TEAM	Form 5500 Non Filed	1000 CAMPUS DR STE 2	COLUMBIANA	OH	43002	4	3,909.00	14,428.80	12	4,620.48	5	14,249.25	25	10,890.99	5	38,776.74	5	39,463.14
CARNEY HOME CARE LLC	Form 5500 Non Filed	6102 W CENTER BLVD STE 600	LAS VEGAS	NV	89103	4	4,867.64	21,077.16	5	4,027.40	5	9,027.40	10	6,027.40	5	30,417.40	5	39,417.40
INDIANIA STARTING NEVADA INC	Form 5500 Non Filed	38022 CONWAY STE 100	IRVINE	CA	92614	4	4,038.34	18,250.31	5	7,944.50	5	4,683.02	15	5,451.03	5	34,614.03	5	39,414.03
MONTREUX GOLF & COUNTRY CLUB	Form 5500 Non Filed	18077 BORDENWAY RD	RENO	NV	89111	4	3,306.71	18,827.68	12	4,446.34	5	12,761.50	21	7,791.25	5	35,588.24	5	39,380.23
ITALIANO FOODS REGENCY LLC	Form 5500 Non Filed	1990 VILLAGE CENTER CR # 3108	LAS VEGAS	NV	89134	4	4,173.14	17,954.00	5	4,586.05	5	12,668.14	14	6,761.83	5	35,000.74	5	39,362.41
PERROS LANDSCAPE & MAINTENAN	Form 5500 Non Filed	40 BOX 70687	LAS VEGAS	NV	89116	4	1,813.12	14,228.77	5	4,821.48	5	18,541.32	11	6,534.65	5	32,781.32	5	39,309.75
INSTITUTE OF ORTHOPAEDIC SURG	Form 5500 Non Filed	2800 S DESERT HILL RD #100	LAS VEGAS	NV	89121	4	2,583.74	22,387.77	5	3,327.21	5	10,892.77	12	5,933.97	5	33,280.14	5	39,191.11
CASTRON INC	64 or 41 Beneficial Provided	7505 W MEMORIAL RD SPANCO	OKLAHOMA CITY	OK	73144	4	2,992.34	26,981.16	4	3,005.10	5	6,690.16	14	5,998.04	5	35,336.36	5	39,168.40
SAFE HAVEN SECURITY SERVICES, LLC	64 or 41 Beneficial Provided	2426 30TH AVE	SAINT KATHAS CITY	MO	64110	4	3,763.30	22,866.64	4	3,139.10	5	8,526.36	13	4,993.33	5	32,220.20	5	39,165.33
EMPLOYER RETIREMENT PLAN	64 or 41 Beneficial Provided	805 S LINCOLN ROAD</																

Appendix

LAMB BRYANT BRANDS GROUP LLC	Form 5500 Non-Filed	883 MACARTHUR BLVD	MASSACHUSETTS	MA	02108	1	5	2,818.21	25,957.74	4	5,780.11	5	7,811.12	4	4,518.45	5	11,170.01	5	17,889.00
CLEAR CREEK GROUP LLC	Form 5500 Non-Filed	1745 GOLF CLUB DRIVE	CAROLINA CITY	NC	88705	11	5	8,770.11	18,591.56	7	1,880.11	5	13,901.78	18	5,712.88	5	11,891.24	5	17,866.22
PING PANG PONG LLC	Form 5500 Non-Filed	800 W FLAMINGO RD	LAS VEGAS	NV	89103	4	5	1,099.41	15,294.79	4	5,124.15	5	18,006.44	4	5,213.57	5	11,311.21	5	17,554.80
PURPLE OODOR PRESCHOOL LLC	Form 5500 Non-Filed	6295 WINGFIELD SPRINGS BL	SPRINGFIELD	MA	01108	4	5	2,004.46	17,088.14	5	2,887.48	5	14,511.57	5	1,771.18	5	11,741.41	5	17,512.47
ITALIAN RESTAURANT GROUP LLC	Form 5500 Non-Filed	1180 NW MARBLE ST STE 200	MIAMI	FL	33137	5	5	2,020.00	17,327.00	5	5,215.11	5	12,707.84	13	7,892.27	5	20,614.01	5	17,492.20
IRIS LLC	Form 5500 Non-Filed	1007 W CHEVONNE AVE	NORTH LAS VEGAS	NV	89149	4	5	4,002.18	16,260.18	5	4,126.18	5	12,609.18	15	5,559.79	5	17,559.18	5	17,559.18
IMMOTEC CAR SALES COMPANY LLC	Form 5500 Non-Filed	11700 E 160TH AVE	TIPTON	CO	80520	4	5	4,842.41	16,315.51	5	4,702.05	5	2,460.00	11	5,251.47	5	16,512.41	5	17,442.41
EMPIRE TECHNOLOGICAL GROUP LIMITED	Form 5500 Non-Filed	8200 HARRISON DR STE 201	LAS VEGAS	NV	89120	4	5	3,954.14	16,174.72	7	5,109.12	5	10,759.02	13	10,484.80	5	26,505.14	5	17,370.80
IRC SAFEGUARDS LLC	Form 5500 Non-Filed	2880 S SUNSET RD STE 125	LAS VEGAS	NV	89120	4	5	3,071.11	15,095.57	5	6,000.00	5	15,080.28	4	5,112.00	5	28,175.86	5	17,307.81
ITIFAN STAIRS & TRIM INC	Form 5500 Non-Filed	5550 CAMERON ST STE 110	LAS VEGAS	NV	89118	4	5	1,516.18	8,614.44	11	8,877.43	5	16,610.00	17	10,034.41	5	27,213.41	5	17,287.84
A PLUS HOME HEALTH SYSTEMS LLC	Form 5500 Non-Filed	5670 W FLAMINGO RD STE D	LAS VEGAS	NV	89103	4	5	5,504.20	17,420.10	7	5,180.04	5	6,777.10	15	8,084.12	5	29,197.20	5	17,281.10
FLIGHTS RESTAURANT GROUP INC	Form 5500 Non-Filed	3665 LAS VEGAS BLVD S	LAS VEGAS	NV	89109	4	5	5,885.45	17,725.16	4	5,176.41	5	10,824.14	15	8,261.46	5	27,954.14	5	17,215.16
SMAC CORPORATION	Form 5500 Non-Filed	2 ERM CIR	RENO	NV	89409	4	5	4,294.12	17,074.12	5	1,846.18	5	5,041.14	11	5,140.70	5	11,510.27	5	17,158.07
OSM TRAINING INC	Form 5500 Non-Filed	8700 PALMER LANE	VENO	NV	89200	4	5	1,008.18	17,008.18	5	4,121.11	5	10,244.14	14	5,333.00	5	17,012.14	5	17,012.00
GARDNER CONSTRUCTION INC	Form 5500 Non-Filed	70100 92ND ST	HENDERSON	NV	89090	4	5	3,887.19	16,212.19	5	1,302.18	5	10,111.00	5	6,290.75	5	16,102.20	5	17,149.00
MAKIE ET HAPPEN HOUSHAUTY LLC	Form 5500 Non-Filed	8 FREMONT ST	LAS VEGAS	NV	89101	4	5	2,975.14	16,779.00	5	2,279.00	5	5,200.20	10	2,254.00	5	11,876.20	5	17,111.11
FORTUNE MARKETPLACE CORP	Form 5500 Non-Filed	2883 SURVEYOR ST	POMONA	CA	91768	10	5	3,178.44	15,287.82	7	4,400.00	5	11,641.84	17	6,611.84	5	16,444.00	5	17,074.14
TOURNAUD LLC	44 or 45 Beneficial Provided	8815TH AVE FL 7	NEW YORK	NY	10013	4	5	1,205.24	14,028.78	7	1,437.14	5	4,288.42	15	6,721.27	5	10,117.21	5	17,050.88
CLAMPUS CONSTRUCTION LV INC	Form 5500 Non-Filed	7055 WINDY ST STE B	LAS VEGAS	NV	89118	4	5	2,476.74	11,391.10	5	2,384.15	5	10,616.04	11	4,700.88	5	12,077.14	5	16,968.12
YORI CONTRACTING LLC	Form 5500 Non-Filed	1415 W MARTIN AVE STE C	LAS VEGAS	NV	89118	11	5	4,134.17	19,959.94	4	5,081.05	5	7,781.10	15	5,211.32	5	11,741.32	5	16,959.94
ENTERTAINMENT PARTNERS SERVICES LLC	Form 5500 Non-Filed	2950 N HOLLYWOOD BLVD	BURBANK	CA	91505	7	5	3,196.20	16,564.49	5	1,079.21	5	1,881.29	10	4,475.12	5	11,447.20	5	16,912.12
CREDITORS' MORTGAGE LLC	44 or 45 Beneficial Provided	2800 MILLER ST	BREITENBURG	FL	34881	4	5	2,975.14	11,113.11	5	4,244.18	5	4,371.00	15	7,471.00	5	10,477.00	5	16,877.00
FAUCONIER INC	Form 5500 Non-Filed	70100 92ND ST	HENDERSON	NV	89090	4	5	4,011.14	16,246.14	5	4,100.14	5	6,000.14	14	6,000.14	5	10,000.14	5	16,788.00
GRANDY VETERIAN HALL	Form 5500 Non-Filed	1230 VICTORIAN AVE	SPARKS	NV	89411	4	5	1,867.17	11,761.17	5	1,506.07	5	2,771.18	10	6,754.14	5	10,754.14	5	16,754.14
LAS VEGAS RLT LLC	Form 5500 Non-Filed	818 MADISON AVE	DECATUR	GA	30034	11	5	4,242.12	18,078.11	4	1,624.46	5	3,211.24	15	1,448.00	5	11,291.00	5	16,740.20
LIBERTY NORTH AMERICA OF ARIZO	Form 5500 Non-Filed	40 BOX 6654 NUC EXPRESS	ST LOUIS	MO	63166	11	5	3,197.17	18,281.11	10	4,480.29	5	6,754.24	16	7,680.86	5	25,035.16	5	16,725.81
HERITAGE BANK OF NEVADA, DIVISION OF GLADER BANK	44 or 45 Beneficial Provided	81 COMMERCIAL LOOP	KAUFMANN	MT	59901	7	5	4,833.88	16,061.11	5	4,457.15	5	7,447.00	10	8,201.24	5	27,410.11	5	16,691.43
AES LLC	44 or 45 Beneficial Provided	6775 EDMOND ST	LAS VEGAS	NV	89118	4	5	2,856.74	15,677.84	5	1,902.15	5	6,215.72	13	4,718.81	5	11,500.17	5	16,667.48
MCMOREY DISTRIBUTING CO INC	Form 5500 Non-Filed	1801 S LINCOLN HWY	SPARKS	NV	89409	4	5	1,285.00	16,274.41	13	2,174.47	5	17,681.20	20	8,801.96	5	27,664.12	5	16,664.08
PREMIER MAGNESA INC	Form 5500 Non-Filed	70 BOX 177	CARBO	NV	89400	10	5	3,260.10	16,117.11	8	7,000.11	5	10,200.10	27	10,200.10	5	26,170.10	5	16,637.10
STING LABORS	Form 5500 Non-Filed	7220 SPANISH BROS BLVD	LAS VEGAS	NV	89118	4	5	1,516.18	15,797.18	5	2,400.18	5	10,000.18	16	7,970.18	5	26,810.18	5	16,610.18
HEALTHY AIN LLC	Form 5500 Non-Filed	8000 S LINCOLN ST	RENO	NV	89511	4	5	1,246.00	11,446.14	5	1,617.00	5	17,111.00	10	1,511.00	5	10,511.00	5	16,511.00
NEW YORK LIFE INSURANCE CO	44 or 45 Beneficial Provided	11 MADISON AVE BOX 312	NEW YORK	NY	10003	4	5	5,748.00	18,982.30	5	2,054.44	5	9,727.23	8	7,882.13	5	28,700.40	5	16,512.13
SECURE & SECURE INC	Form 5500 Non-Filed	895 S PATRICK LN #100	RENO	NV	89120	4	5	1,741.18	15,475.41	4	6,702.07	5	14,334.41	15	4,444.15	5	29,998.88	5	16,443.14
PKC-BARNER FRI & SAFTY, LLC	44 or 45 Beneficial Provided	11605 HAYNES BROS RD STE 100	ALPHARETTA	GA	30004	4	5	1,174.11	15,121.11	5	1,901.17	5	4,912.11	11	6,167.17	5	10,017.17	5	16,424.06
ENTERTAINMENT PARTNERS ENTERPRISES LLC	Form 5500 Non-Filed	2950 N HOLLYWOOD HWY	BURBANK	CA	91505	7	5	4,212.45	18,080.41	5	1,516.14	5	2,491.00	11	5,493.00	5	10,510.00	5	16,421.00
SHANGHAI HOUSHAUTY LLC	Form 5500 Non-Filed	2560 MONTICLORE ST STE 208	LAS VEGAS	NV	89117	4	5	3,289.14	15,230.99	5	1,185.49	5	6,401.91	4	4,675.43	5	11,713.91	5	16,399.17
ING LAS VEGAS	Form 5500 Non-Filed	1880 FESTIVAL PLAZA DR	LAS VEGAS	NV	89115	7	5	2,515.47	16,295.16	5	1,139.16	5	10,114.86	10	5,834.83	5	10,510.24	5	16,364.86
AMERIS LIFE	Form 5500 Non-Filed	8880 SPRING MOUNTAIN RD	LAS VEGAS	NV	89115	7	5	4,010.10	16,851.10	5	1,701.44	5	3,771.80	13	4,211.00	5	10,114.00	5	16,304.80
CORIN RAINES OUTRIM LANDSCAPE	Form 5500 Non-Filed	8001 WESTWOOD DRIVE	LAS VEGAS	NV	89118	4	5	1,011.14	16,109.14	5	1,106.41	5	7,284.14	10	2,010.14	5	10,110.14	5	16,300.61
FEW FRAMING LLC	Form 5500 Non-Filed	10244 HILL COUNTRY AVE	LAS VEGAS	NV	89114	4	5	4,082.14	14,940.00	5	2,111.00	5	5,077.12	11	6,256.00	5	10,008.00	5	16,204.74
DOVISH STAFFING INC	Form 5500 Non-Filed	5470 KETTER LN STE 300	RENO	NV	89111	10	5	6,217.17	16,880.44	4	1,200.12	5	1,993.13	18	7,418.10	5	28,879.16	5	16,298.05
LAS VEGAS STAFFING GROUP	Form 5500 Non-Filed	370 W CHEVONNE AVE STE 100	NORTH LAS VEGAS	NV	89000	4	5	2,193.11	16,344.87	5	4,810.47	5	11,758.15	15	7,079.00	5	25,141.41	5	16,222.11
ENTERPRISE RESOURCE PLANNING	Neither 44 or 45 Beneficial Provided	7515 W MEMORIAL RD SPAYCO	OKLAHOMA CITY	OK	73142	4	5	2,714.11	15,471.11	5	1,991.15	5	12,017.12	10	4,701.14	5	11,410.12	5	16,197.78
ACCRETIVE HEALTH	44 or 45 Beneficial Provided	811 N MICHIGAN	CHICAGO	IL	60611	4	5	2,188.41	7,060.84	5	10,000.00	5	16,611.21	7	12,474.11	5	23,095.00	5	16,174.18
DOLE WFA WELLNESS SPA LLC	Form 5500 Non-Filed	7200 HANCOCKMAN HWY	RENO	NV	89115	4	5	3,089.21	16,969.49	5	1,880.05	5	6,617.80	14	7,800.26	5	28,008.49	5	16,119.05
WARRIOR GLASS INC	Form 5500 Non-Filed	1017 SPICE CREEK DR STE 101	SPRING	NV	89113	4	5	1,411.00	16,019.17	5	4,176.10	5	7,541.12	13	4,090.74	5	10,101.00	5	16,017.17
TOWAT, INC	44 or 45 Beneficial Provided	8617 PARK DR STE 400	ROCKFORD	IL	60019	4	5	1,011.14	16,019.14	5	1,407.14	5	8,411.14	11	9,410.14	5	20,410.14	5	16,017.14
STEWART & SANDERSON CONCRETE INC	Form 5500 Non-Filed	1160 W BRIDGES AVE	NORTH LAS VEGAS	NV	89111	4	5	1,715.11	16,215.11	5	1,500.15	5	4,005.14	11	4,005.14	5	10,011.14	5	16,011.14
LANDER COUNTY SCHOOL DISTRICT	Form 5500 Non-Filed	P O BOX 1300	BATTLE MOUNTAIN	ND	58002	10	5	2,442.10	16,068.82	21	4,466.82	5	13,000.40	41	4,891.42	5	20,000.10	5	16,008.73
LEWIS MACHINERY & LUMBER LLC	Form 5500 Non-Filed	145 CANNON ST	HENDERSON	NV	89002	4	5	2,096.20	15,221.15	4	1,101.15	5	7,000.15	11	1,561.44	5	10,110.15	5	16,006.16
DEVID PLUMBING & HEATING INC	Form 5500 Non-Filed	4745 COPPER SAGE ST	LAS VEGAS	NV	89115	4	5	4,406.24	15,201.18	5	577.05	5	951.07	5	8,001.24	5	25,986.41	5	16,071.69
B EAST OF, LLC	Form 5500 Non-Filed	8 FREMONT ST FL 3	LAS VEGAS	NV	89101	4	5	5,474.17	15,481.15	5	4,137.15	5	6,811.15	18	6,811.15	5	18,111.15	5	16,061.12
EAST OPENING #4777 LLC	Form 5500 Non-Filed	1475 WAGSON TRAIL AVE	RENO	NV	89118	4	5	10,											



Appendix

EMPIRE ROCK, LLC	Form 5500 Non-Filed	2200 S HARBOR BLVD	LAS VEGAS	NV	89566	4	4,118.08	34,125.78	4	2,236.11	5	3,888.00	11	5	6,540.37	5	28,018.38	5	34,563.75
CHAD N GIBLER COS CASINO DINE	Form 5500 Non-Filed	1701 W CHARLESTON BLVD, STE. 500	LAS VEGAS	NV	89002	4	4,898.00	12,287.08	4	3,190.52	5	13,827.28	11	5	8,990.80	5	25,575.32	5	34,500.96
PIE OF ELMO INC	Form 5500 Non-Filed	PO BOX 280200 N TROMBIA THORN	NASHVILLE	TN	37228	15	2,814.51	13,637.45	29	6,474.15	5	13,600.28	44	5	9,288.68	5	25,216.41	5	34,510.41
WATER SAFETY CORP OF AMERICA	Form 5500 Non-Filed	5780 HARBOR WAY	RENO	NV	89511	4	4,873.00	26,809.48	2	488.00	5	2,561.54	11	5	5,860.00	5	28,171.31	5	34,532.22
PERFORMANCE DRIVE WORKFORCE	Form 5500 Non-Filed	22226 GARDEN ST	BEARDON	NV	89214	4	3,100.00	28,954.24	2	748.22	5	1,210.30	9	5	4,339.72	5	30,187.01	5	34,520.28
AVI VISION SYSTEMS INC	Form 5500 Non-Filed	40220 AVIEN RD STE 200	CONCORD	CA	94520	4	4,000.00	29,260.00	4	1,100.00	5	2,100.00	11	5	6,200.00	5	27,000.00	5	34,500.00
AMERICA SHELBY VENTURE LLC	Form 5500 Non-Filed	8800 W TROPICANA AVE	LAS VEGAS	NV	89117	4	4,424.88	21,181.41	4	1,530.00	5	5,000.00	11	5	6,501.62	5	28,112.64	5	34,464.65
EC CLEANING SERVICE LLC	Form 5500 Non-Filed	8115 HUNTERS DR	RENO	NV	89521	4	3,884.74	11,079.96	9	2,040.00	5	12,684.18	11	5	10,740.40	5	23,713.41	5	34,463.54
INTX CONTRACTORS INC	Form 5500 Non-Filed	1880 40V AVE	LAS VEGAS	NV	89103	4	3,980.71	17,666.47	1	1,088.00	5	12,760.50	11	5	4,947.37	5	30,412.87	5	34,460.84
CERTAIN TEECD CYPRESS MANUFACTU	Form 5500 Non-Filed	750 S BAYVIEW RD	VALLEY FORGE	PA	19842	4	3,164.70	21,375.64	1	1,175.11	5	4,443.25	6	5	4,634.42	5	29,820.21	5	34,653.71
CEC DEVELOPMENT LLC	Form 5500 Non-Filed	7530 W SAHARA AVE STE 136	LAS VEGAS	NV	89117	4	3,413.51	12,648.93	10	4,958.90	5	13,314.75	18	5	8,390.52	5	25,983.80	5	34,474.20
GRATA VITAE	Form 5500 Non-Filed	444 VERNON ST	ROSELILLE	GA	99478	4	4,038.61	22,385.11	1	1,829.16	5	6,281.30	6	5	5,686.00	5	28,688.61	5	34,384.32
MC SMITH LLC	Form 5500 Non-Filed	4100 S DURANGO DR #120	LAS VEGAS	NV	89147	4	3,129.00	28,151.11	2	588.44	5	3,967.36	6	5	4,112.70	5	30,138.77	5	34,341.47
DELLE	Form 5500 Non-Filed	3445 S TENAYA BLVD STE 120	LAS VEGAS	NV	89117	4	3,547.00	18,900.20	2	2,171.00	5	6,379.47	13	5	5,718.08	5	28,479.61	5	34,308.00
CHIC BOUTIQUE INC	Neither 44 or 42 Beneficial Provided	1000 WEST LAS VEGAS BLVD W400	SAN RAFAEL	CA	94903	4	2,006.78	17,766.12	8	3,000.00	5	10,877.76	12	5	2,718.00	5	28,461.28	5	34,260.22
PIE II INC	Form 5500 Non-Filed	PO BOX 86784	SAN LEANDRO	CA	94566	4	2,828.00	9,478.07	10	2,500.00	5	14,277.00	12	5	10,200.00	5	27,712.00	5	34,111.83
GO2PRO INTERIORS	Form 5500 Non-Filed	9508 GRAPELAND AVE	LAS VEGAS	NV	89148	7	2,833.25	20,177.86	2	2,808.00	5	6,857.75	12	5	2,800.00	5	28,032.22	5	34,090.23
EDVOR ELECTRIC LLC DBA OPTIMA ELECTRIC	Form 5500 Non-Filed	1175 W ORLAND DR STE 106	LAS VEGAS	NV	89116	4	2,800.11	14,167.87	1	1,408.00	5	11,550.12	15	5	8,200.17	5	25,761.28	5	34,061.56
IF INDUSTRIAL PLASTERS LLC	Form 5500 Non-Filed	100 PEACHTREE CT NW	ATLANTA	GA	30303	4	2,615.24	21,537.64	1	1,871.28	5	5,905.41	12	5	4,580.57	5	24,041.01	5	34,026.82
REAR PARTNERS INC	44 or 42 Beneficial Provided	800 S FULCRON CTR DR	LAS VEGAS	NV	89104	4	5,704.20	11,800.18	6	1,566.00	5	11,817.92	6	5	9,270.30	5	24,732.90	5	34,000.20
BRAGGS INVESTMENT COMPANY INC	Neither 44 or 42 Beneficial Provided	PO BOX 283 NUC EXPRESS	ST LOUIS	MO	63166	4	5,092.00	22,947.94	5	2,462.44	5	4,698.85	11	5	7,510.69	5	24,006.79	5	34,000.00
HESSA COMPANY LLC	Form 5500 Non-Filed	2444 W SUNSET RD	LAS VEGAS	NV	89103	10	3,975.00	17,174.00	4	1,000.00	5	7,210.20	18	5	1,927.77	5	23,890.17	5	34,000.00
CHRISTIAN WELLS & RESORTS LLC	44 or 42 Beneficial Provided	1000 UNIVERSITY DR STE 300	RENO	NV	89501	4	4,012.11	17,389.10	11	4,449.10	5	6,466.70	17	5	27,488.10	5	33,922.63	5	34,000.00
LEHNA RENO LLC	Form 5500 Non-Filed	1526 BARTLETT ST	MIDWORTH	CA	95701	4	3,402.00	17,268.00	4	1,828.00	5	8,280.00	14	5	7,230.00	5	26,654.00	5	34,000.00
INL INVESTMENTS LLC	Form 5500 Non-Filed	1130 W PATRICK AVE	LAS VEGAS	NV	89116	7	4,138.84	11,295.01	1	2,780.40	5	5,613.11	12	5	4,940.71	5	28,018.51	5	34,064.22
TDJ GARAGES LLC	Form 5500 Non-Filed	2780 S JONES BLVD STE 008	LAS VEGAS	NV	89148	4	4,015.00	28,828.50	1	800.00	5	2,707.00	6	5	4,316.50	5	25,519.47	5	34,002.37
USE, LLC	44 or 42 Beneficial Provided	1035 PROCTIVE DR BLDG C	RENO	NV	89521	4	2,440.23	20,491.08	4	2,153.45	5	6,113.16	16	5	4,794.10	5	29,024.51	5	34,018.63
SOUTHWEST FOODSERVICE EXCELLENCE LLC	Form 5500 Non-Filed	1166 S RAINBOW DR # 101	SCOTTSDALE	AZ	85200	12	5,088.30	14,662.79	13	5,000.00	5	8,028.00	23	5	10,181.30	5	23,500.01	5	34,773.11
CASA DI AMORE, LLC	Form 5500 Non-Filed	1030 S SUMMIT DR NACHEC	PHOENIX	AZ	85004	4	4,966.07	23,991.13	4	1,799.20	5	2,861.64	6	5	6,799.28	5	28,956.46	5	34,991.24
THE CLUB AT MANCINIARIAL LLC	Form 5500 Non-Filed	3021 VALLEY LN	RENO	NV	89209	4	6,147.00	18,340.27	4	2,104.00	5	5,117.90	17	5	6,222.28	5	24,400.00	5	34,722.20
CHINA CITY WEST LLC	Form 5500 Non-Filed	1400 SANDHURST DR	HENDERSON	NV	89015	4	5,000.00	11,288.00	4	2,100.00	5	2,918.10	18	5	6,500.00	5	24,077.00	5	34,000.00
ASPIN DEVELOPERS CORP	Form 5500 Non-Filed	10100 SAGUO	HENDERSON	NV	89015	10	4,800.11	10,165.07	1	1,430.00	5	4,646.51	10	5	4,318.18	5	20,226.24	5	33,546.26
A & M ADMINISTRATION LLC	Form 5500 Non-Filed	8 C GOODENOUGH ST STE 311	DOVER	DE	19801	10	3,004.00	18,387.41	6	5,210.00	5	7,607.07	14	5	5,712.23	5	25,794.48	5	33,707.01
PRETA BUILDING GROUP LLC THE	44 or 42 Beneficial Provided	181 S WYMAN SPRINGS RD	LAS VEGAS	NV	89110	4	3,077.81	20,224.04	2	1,830.00	5	4,840.31	4	5	4,842.87	5	28,933.58	5	33,956.22
BONITO MICHOLAN INC	Form 5500 Non-Filed	1715 S DECATUR BLVD	LAS VEGAS	NV	89103	4	2,416.00	20,738.54	1	1,817.21	5	4,377.68	7	5	4,264.22	5	29,110.42	5	33,905.64
A & B PRECISION METALS INC	Form 5500 Non-Filed	13715 MT ANDERSON ST	RENO	NV	89504	4	3,178.17	17,687.36	9	4,880.61	5	6,011.81	17	5	8,219.50	5	25,099.17	5	33,108.67
DISCOVERY CHARTER SCHOOLS	Form 5500 Non-Filed	8941 WILLOWPT DR	LAS VEGAS	NV	89114	4	2,439.48	21,995.17	6	3,176.11	5	5,564.00	10	5	5,831.61	5	27,100.00	5	33,000.70
APARTMENTAL SYD CO-OP	Form 5500 Non-Filed	1250 W CHARLESTON BLVD	PAMUNSETT	VA	22029	4	1,636.21	10,170.23	12	6,138.00	5	15,201.89	15	5	7,764.00	5	25,906.01	5	33,000.00
CHRYNEN PHILLIPS CHEM ED FIRM	44 or 42 Beneficial Provided	1000 S PHELPS DR	THE WOODLANDS	TX	77060	4	4,000.00	17,077.61	3	4,106.44	5	7,181.43	13	5	4,990.30	5	24,220.48	5	33,014.30
CALIFORNIA CANNING CO	44 or 42 Beneficial Provided	800 S FINANCIAL HWY STE 200	ELIZABETH	CA	91801	4	3,100.28	10,464.00	8	2,100.40	5	4,910.66	13	5	3,910.66	5	21,714.42	5	33,014.00
HIGH DEBT ADMINISTRATION CHARTR	Form 5500 Non-Filed	PO BOX 674 WASHINGTON BLVD	SPARKS	NV	89631	4	2,393.11	10,000.84	7	5,540.11	5	3,514.41	12	5	4,831.41	5	24,113.41	5	33,102.67
IBEWZ PRODUCTIONS LLC	Form 5500 Non-Filed	7180 DEAN MARTIN DR STE 800	LAS VEGAS	NV	89118	4	2,183.20	18,346.85	2	1,522.00	5	3,422.64	13	5	2,748.85	5	27,488.00	5	33,178.73
ELI RESTAURANTS INC	Form 5500 Non-Filed	2209 N CARSON ST	CARSON CITY	NV	89506	4	4,175.11	21,760.87	1	1,130.21	5	1,877.61	12	5	5,514.40	5	27,647.48	5	33,161.88
SFA AND SALINA CO LLC	Neither 44 or 42 Beneficial Provided	PO BOX 20812	RENO	NV	89515	11	3,950.52	18,846.84	5	1,402.42	5	6,013.04	20	5	7,388.44	5	25,760.88	5	33,155.32
DESERT ROOFING LLC	Form 5500 Non-Filed	2100 LOOSE RD	NORTH LAS VEGAS	NV	89030	2	901.17	6,110.71	4	6,917.20	5	15,091.32	11	5	9,818.39	5	23,200.01	5	33,021.42
HOSPITALITY NETWORK LLC	Form 5500 Non-Filed	PO BOX 738093 BARNETT/ARAC	GARDEN CITY	NV	11410	4	2,084.34	20,424.68	4	1,137.17	5	7,180.18	6	5	5,400.92	5	27,617.27	5	33,019.19
BLICE WELDON TOSH BAR AND DINI	Form 5500 Non-Filed	2708 LAS VEGAS BLVD	LAS VEGAS	NV	89109	4	3,207.00	10,909.84	2	1,027.04	5	9,170.00	14	5	4,910.96	5	24,088.00	5	33,000.00
CHARMAY INC	Form 5500 Non-Filed	815 S HARBORLAND HWY	LAS VEGAS	NV	89104	4	2,100.00	10,700.00	10	2,100.00	5	7,210.00	18	5	5,900.00	5	23,014.00	5	33,000.00
CHART LLC	Form 5500 Non-Filed	2885 S TROPICANA AVE	LAS VEGAS	NV	89111	10	3,024.00	10,200.55	4	1,500.44	5	2,581.44	10	5	2,500.00	5	21,500.00	5	33,000.00
MODERN CONCEPTS DESIGN LLC	Form 5500 Non-Filed	1240 S DECATUR BLVD STE 2	LAS VEGAS	NV	89114	4	1,739.20	11,244.58	11	1,540.00	5	12,600.00	15	5	6,972.37	5	23,640.00	5	33,022.04
LIBER INC	Form 5500 Non-Filed	1100 OLYMPIA AVE	HENDERSON	NV	89014	4	3,560.12	10,961.96	7	4,046.01	5	6,182.10	10	5	5,160.28	5	25,185.20	5	33,000.07
GRU LAS VEGAS LLC	Form 5500 Non-Filed	284 FLETCHER AVE STE 200	WYTHFISH	MT	59917	11	3,205.21	24,671.70	1	1,100.25	5	3,110.76	16	5	5,100.47	5	27,405.46	5	33,911.93
BESTIX CONSTRUCTION INC	Form 5500 Non-Filed	130 S RAINBOW	HENDERSON	NV	89011	4	2,746.18	14,717.44	1	1,012.10	5	4,718.68	6	5	4,718.68	5	28,014.31	5	33,793.01
BEHNS LLC	Form 5500 Non-Filed	2185 S TROPICANA AVE	LAS VEGAS	NV	89119	10	2,291.00	20,511.21											

Appendix

NORSDA COATED PRODUCTS LLC	44 or 41 Benefits Provided	845 MARBET ST	NORSDA	WA	98407	4	5	4,669.91	23,790.10	5	1,130.15	5	1,847.61	11	5,760.85	5	25,683.71	5	31,974.57
AMERIGAS PROPANE INC	44 or 41 Benefits Provided	PO BOX 283 NUC EXPRESS	ST LOUIS	MO	63166	12	5	2,532.43	18,375.10	7	2,793.87	5	7,621.04	18	5,326.30	5	29,994.81	5	31,320.84
WINWIN ES INVESTMENTS LLC	Form 5500 Non Filed	1415 MCKINSTRY	BREA	CA	92621	11	5	1,081.17	17,229.86	7	1,598.11	5	7,781.37	17	4,139.47	5	24,939.17	5	31,308.54
LUCIK INC	Form 5500 Non Filed	1200 S FLAMMING RD STE 28	LAS VEGAS	NV	89119	4	5	1,702.72	15,099.90	10	5,450.46	5	10,396.95	5	5,884.62	5	29,405.46	5	31,270.02
BATTLE BORN SPECIALTIES LLC	Form 5500 Non Filed	7840 RED LION DR	LAS VEGAS	NV	89111	20	5	2,740.00	17,277.91	4	2,158.74	5	6,647.29	16	5,297.02	5	29,925.10	5	31,222.78
ENTERTAIN AUTO IMPORTS INC	Form 5500 Non Filed	4000 CENTERMAN CENTER BLD	LAS VEGAS	NV	89104	4	5	4,749.69	20,294.80	5	5,091.26	5	701.60	5	5,294.86	5	29,120.26	5	31,210.26
SERVICE KING BENT & BUSH LLC	44 or 41 Benefits Provided	388 CENTRAL EXPY STE 400	RICHMOND	TX	77480	4	5	1,620.45	16,645.10	5	4,535.15	5	8,131.70	18	4,233.54	5	25,328.25	5	31,210.48
SAPPHIRE KATEN INC	Form 5500 Non Filed	4717 W SPOT RD	SPARKS	NV	89118	4	5	3,872.52	7,249.32	4	3,946.26	5	16,768.32	4	7,236.78	5	23,933.25	5	31,200.83
BREAKTHRU BEVERAGE NEVADA RENO LLC	Form 5500 Non Filed	3333 S LARAMIE AVE	RENO	CA	95904	10	5	2,394.24	21,094.14	5	3,899.62	5	4,776.66	10	5,293.86	5	29,873.42	5	31,167.46
NIGHT MARKET LLC	Form 5500 Non Filed	3305 S LAS VEGAS BLVD	LAS VEGAS	NV	89108	4	5	1,827.71	15,398.14	4	3,075.65	5	11,938.11	4	3,896.42	5	27,176.61	5	31,107.07
PHOENIX LANDSCAPE LLC	Form 5500 Non Filed	3000 LOOSE RD	NORTH LAS VEGAS	NV	89030	4	5	1,094.38	17,138.44	1	3,851.16	5	9,459.92	7	4,535.55	5	26,599.35	5	31,154.90
LAMAR WEAVE CORPORATION	Weather 44 or 41 Benefits Provided	3331 CORPORATE BLVD	BAYTON ROUGE	LA	70698	4	5	2,570.11	17,805.19	4	2,305.76	5	8,565.01	5	4,979.87	5	26,371.57	5	31,148.59
DESERT VALLEY CONTRACTING INC	Form 5500 Non Filed	3808 OCTAGON RD	NORTH LAS VEGAS	NV	89000	4	5	1,834.58	16,511.17	3	3,672.40	5	11,066.66	5	5,507.27	5	27,577.43	5	31,087.27
CEME WOLF CRELL & SADDON LLC	Form 5500 Non Filed	3003 MCKEAN BLVD #208	SPARKS	NV	89101	18	5	4,050.42	19,008.25	12	2,128.20	5	4,408.77	23	4,579.47	5	24,417.20	5	30,995.49
CONCRETE OPERATIONS LLC	Form 5500 Non Filed	PO BOX 20821	RENO	NV	89511	16	5	3,031.17	16,948.96	5	4,627.84	5	3,467.12	12	5,601.12	5	25,082.26	5	30,970.62
SONORISOLLE	Form 5500 Non Filed	4805 S VIRGINIA ST	RENO	NV	89502	4	5	896.18	8,266.74	5	4,078.27	5	27,029.28	10	4,974.68	5	25,932.00	5	30,905.68
LAS VEGAS PERSONAL CARE INC	Form 5500 Non Filed	2801 S VALLEY VIEW BLVD	LAS VEGAS	NV	89102	4	5	4,128.57	23,887.62	2	4,938.05	5	4,548.50	4	4,548.50	5	26,405.24	5	30,854.24
SEC - NEVADA INC	Form 5500 Non Filed	2000 S COLORADO BLVD STE 10000	DUNBAR	CO	80221	1	5	1,047.14	1,085.14	11	3,822.13	5	20,754.10	10	9,115.78	5	21,818.31	5	30,854.11
PAUL JOHNSON DRYWALL INC	44 or 41 Benefits Provided	6230 WILLOW CREEK RD	PRESCOTT	AZ	86301	15	5	4,705.25	18,991.95	5	2,462.25	5	7,937.21	15	4,792.15	5	23,751.21	5	30,816.47
PASTORS INC SOUTHWESTERN SU	Form 5500 Non Filed	4170 W HARMON AVE #4	LAS VEGAS	NV	89103	7	5	2,461.56	22,077.80	1	632.43	5	5,691.80	5	3,093.99	5	27,780.68	5	30,863.65
BRIGHTON COLLECTIVES NEVADA	Form 5500 Non Filed	54022 NELSON AVE	INDUSTRY	CA	91746	7	5	2,085.60	22,774.46	4	3,739.48	5	3,770.97	11	4,137.68	5	26,495.48	5	30,813.15
SEA CITY NATIONALS FC/CCM	Weather 44 or 41 Benefits Provided	2000 W HENDERSON ROAD PONY	HENDERSON	NV	89012	4	5	1,977.99	19,494.18	4	2,721.28	5	5,316.10	16	4,571.05	5	24,274.24	5	30,807.30
CONSUMERS TRAVEL SERVICES	Form 5500 Non Filed	14411 10 HARMON AVE #50	LAS VEGAS	NV	89119	4	5	3,077.94	27,173.93	4	3,079.34	5	27,174.24	5	3,079.34	5	27,174.24	5	30,799.44
SEMA COMPANIES LLC	Form 5500 Non Filed	3175 ALDERMAN WAY	SPARKS	NV	89101	4	5	2,611.11	21,133.93	7	1,794.17	5	3,261.17	5	4,546.38	5	26,430.50	5	30,776.46
MEDIA ENERGY SYSTEMS INC	Form 5500 Non Filed	2 CROMWELL	IRVINE	CA	92618	4	5	3,444.81	15,065.01	5	4,381.17	5	7,871.12	15	7,823.18	5	23,938.51	5	30,761.71
OPTUM CARE INC	Form 5500 Non Filed	9900 BREEN BLVD E	MINNETONKA	MINN	55341	4	5	5,970.51	14,871.62	11	3,715.75	5	6,448.18	10	5,584.34	5	21,160.28	5	30,744.63
SONIC LAS VEGAS & WEST LLC	Form 5500 Non Filed	PO BOX 283 NUC EXPRESS	ST LOUIS	MO	63166	12	5	2,334.03	18,330.75	4	3,795.17	5	6,210.93	11	6,110.40	5	24,586.48	5	30,706.08
RAYREX INC	Form 5500 Non Filed	2111 WILLET ST #200	GOLDEN	CO	80001	1	5	1,887.88	23,878.09	2	1,125.14	5	1,854.91	7	4,813.20	5	25,732.20	5	30,546.30
COVISEY LANDSCAPING	Form 5500 Non Filed	840 PINNACLE CT #08 B8	MESQUITE	NV	89027	8	5	1,685.51	14,077.88	12	3,779.45	5	10,891.25	15	5,439.38	5	29,077.14	5	30,536.50
COMMERCIAL SCAFFOLDING OF NEV	Form 5500 Non Filed	2035 POLARIS AVE	LAS VEGAS	NV	89103	2	5	1,953.13	12,833.31	3	2,400.00	5	11,761.62	5	4,931.40	5	25,938.20	5	30,489.60
BOB & LUCAS OFFICE SUPPLY INC	Form 5500 Non Filed	PO BOX 2214	LOOSE	NV	89004	4	5	2,407.78	19,264.19	10	4,022.00	5	7,218.38	10	7,476.78	5	24,602.68	5	30,444.48
SHARMA NEVADA CONSTRUCTION	Form 5500 Non Filed	4170 SPRING MOUNTAIN RD STE A-2	LAS VEGAS	NV	89101	4	5	1,821.08	15,011.65	1	1,640.13	5	2,752.47	12	4,548.05	5	25,716.24	5	30,318.61
CONSTRUCTION MATERIALS ENGINE	Form 5500 Non Filed	800 SERRA MANOZ RD STE 1	RENO	NV	89511	2	5	1,962.58	10,321.37	2	3,938.42	5	12,479.42	4	8,541.47	5	23,790.24	5	30,233.23
ESCAJERA LANDSCAPING INC	Form 5500 Non Filed	2012 ARVILLE ST STE 1	LAS VEGAS	NV	89118	1	5	3,846.05	13,998.79	2	4,234.05	5	8,240.91	4	8,071.00	5	22,248.70	5	30,210.10
PREMIER ENTERTAINMENT PAVCE LLC	Form 5500 Non Filed	2811 BOARDWALK	ATLANTIC CITY	NJ	08401	11	5	4,401.41	19,938.14	11	3,189.46	5	4,797.28	22	6,330.92	5	23,715.92	5	30,133.72
SPECTRUM CONSTRUCTION LLC	Weather 44 or 41 Benefits Provided	4780 W HARMON AVE	LAS VEGAS	NV	89103	4	5	3,608.09	12,677.71	5	3,379.53	5	11,610.21	11	5,987.12	5	24,287.92	5	30,175.04
RACK ROOM SHIRES INC	44 or 41 Benefits Provided	8330 TECHNOLOGY DR	CHARLOTTE	NC	28264	4	5	2,007.78	21,405.19	5	1,754.87	5	4,646.11	14	4,622.57	5	25,571.83	5	30,104.99
MURPHY ELECTRIC INC	Form 5500 Non Filed	7555 WERNERDA RD STE A	LAS VEGAS	NV	89119	10	5	3,087.24	19,082.15	2	2,629.27	5	5,489.99	17	5,099.47	5	26,491.41	5	30,185.68
GAUDER & SONS MEDICAL CENTER	Form 5500 Non Filed	PO BOX 1001	CAUETTE	NV	89010	10	5	2,311.37	18,854.38	10	1,577.33	5	731.05	24	1,938.46	5	24,389.38	5	30,178.44
SHANE'S BARBER LP	Form 5500 Non Filed	301 HARMON CORP DR STE 100	SPARKS	NV	89101	4	5	2,000.00	10,917.64	4	4,204.44	5	4,794.66	12	4,284.66	5	23,711.66	5	30,167.11
HERBS AND IVS INCORPORATED	Form 5500 Non Filed	2713 W SARAHVA AVE	LAS VEGAS	NV	89103	4	5	2,954.18	20,148.50	2	3,478.10	5	2,231.10	10	4,434.68	5	25,677.18	5	30,112.43
LUMBY FINANCIAL FEDERAL CREDIT	Weather 44 or 41 Benefits Provided	P.O. BOX 3008	MANAATTA BEACH	CA	92067	4	5	3,785.18	11,903.38	10	5,000.36	5	8,846.42	18	5,231.31	5	23,231.31	5	30,078.99
ROYAL PRODUCTIONS INC	Form 5500 Non Filed	4132 B FIDUCI DR	LAS VEGAS	NV	89103	1	5	1,761.97	15,851.79	4	3,108.71	5	6,914.14	5	4,871.70	5	25,171.97	5	30,043.67
MAT SUMMERLIN LLC	Form 5500 Non Filed	8486 VENEZIA CT	LAS VEGAS	NV	89147	4	5	2,553.47	14,969.89	11	4,392.17	5	8,077.68	18	5,946.18	5	23,647.67	5	29,993.85
CLEQUE RAIL LLC	Form 5500 Non Filed	6445 S TENAYA WAY STE 130	LAS VEGAS	NV	89111	4	5	2,039.12	11,607.21	6	5,421.11	5	8,921.46	14	7,441.67	5	22,528.67	5	29,980.34
PRIME COMMUNITY MANAGEMENT LLC	Form 5500 Non Filed	181 N ARROYO GRANDE #120	HENDERSON	NV	89074	4	5	2,699.09	15,274.71	5	2,391.46	5	7,998.16	11	4,973.68	5	24,971.68	5	29,943.24
PROJECT ION LLC	Form 5500 Non Filed	11210 S CANOPY CENTER BLVD	HENDERSON	NV	89094	4	5	1,510.00	19,979.55	4	2,258.00	5	5,088.12	11	4,032.94	5	24,448.97	5	29,889.71
LEADY HEAVY LLC	Form 5500 Non Filed	7172 W 94TH AVE	WINDSOR PARK	CO	80080	4	5	4,104.00	10,212.67	1	2,206.14	5	4,201.80	4	4,201.80	5	24,146.74	5	29,848.64
LEADY HEAVY LLC	Form 5500 Non Filed	PO BOX 283 NUC EXPRESS	ST LOUIS	MO	63166	12	5	4,841.07	19,415.75	4	3,220.75	5	3,475.36	5	5,758.44	5	24,001.14	5	29,797.55
NIBROD CYCLO INC	Form 5500 Non Filed	4641 KANON ST	NORTH LAS VEGAS	NV	89061	4	5	1,334.18	10,229.64	2	4,460.20	5	13,750.20	12	1,794.38	5	23,880.85	5	29,780.23
TORTILLAS INC	Form 5500 Non Filed	2012 N COMMERCIAL ST	NORTH LAS VEGAS	NV	89003	4	5	3,562.47	15,943.14	4	3,844.11	5	6,371.12	12	4,746.65	5	22,511.12	5	29,750.49
PROGRAM PRODUCTIONS INC	Form 5500 Non Filed	2050 S FINLEY RD STE 80	LYNNWOOD	CA	92546	1	5	3,596.11	17,023.41	5	3,435.03	5	5,662.12	12	7,021.39	5	22,485.46	5	29,716.85
JOHNS MANVILLE	Form 5500 Non Filed	PO BOX 68744 NUC EXPRESS	ST LOUIS	MO	63166	12	5	1,218.04	7,480.13	11	7,820.05	5	13,007.05	23	9,141.05	5	26,548.11	5	29,689.18
GOLDEN VALLEY PIZZA LLC	Form 5500 Non Filed	951 W MADISON AVE	RENO	NV	89709	4	5	3,403.48	8,362.87	5	3,738.46	5	14,610.41	21	5,122.39				

Appendix

DAN MILLS CONSTRUCTION INC	Form 5500 Non Fild	PO BOX 10780	RENO	NV	89511	4	3,968.81	14,923.94	2	5,545.11	7,055.07	4	6,513.96	23,979.01	16,862.97
THONGLETHAI LLC	Form 5500 Non Fild	7337 S RAINBOW BLVD STE 100	LAS VEGAS	NV	89138	4	2,046.15	17,299.82	2	933.17	8,218.53	10	2,929.33	25,518.23	18,477.68
PARADISE CANYON CTRY CLUB LLC	Form 5500 Non Fild	403 PARADISE PKWY	MIDDLETON	NV	89027	11	2,705.24	6,664.63	17	6,046.83	12,006.70	28	8,813.31	12,006.70	18,383.46
ALTERNATIVE BUSINESS ENERGY INC	Form 5500 Non Fild	7205 4TH ST	LAS VEGAS	NV	89104	4	2,098.66	18,796.48	4	2,430.10	3,971.56	10	4,609.76	23,789.48	18,379.24
MEYER & SOON MASONRY INC	Form 5500 Non Fild	PO BOX 417	ZEPHYR COVE	NV	89061	2	1,514.50	13,570.18	2	1,543.01	10,511.09	10	4,092.95	23,683.27	18,342.22
BAI CONTRACTING INC	Form 5500 Non Fild	8775 HANSEN RD	LAS VEGAS	NV	89134	4	1,025.88	4,292.17	1	1,025.88	1,427.88	15	6,209.28	14,077.28	10,877.28
BELLEVUE ANIMAL HOSPITAL LLC	Form 5500 Non Fild	2380 S TROIANO AVE	LAS VEGAS	NV	89153	4	2,550.51	18,743.51	2	1,533.65	5,509.05	14	4,493.12	13,854.51	10,217.51
J & N LLC	Form 5500 Non Fild	5473 GEDDWOOD CREEK AVE	LAS VEGAS	NV	89141	4	2,847.37	15,263.99	4	2,940.80	7,260.10	14	5,750.28	22,528.38	18,278.27
FLM LLC	Form 5500 Non Fild	PO BOX 283 NUC EXPRESS	ST LOUIS	MO	63166	4	1,867.17	7,550.82	10	4,708.89	11,773.79	16	6,576.63	23,684.49	18,263.03
M & D PAINT AND DRYPWALL LLC	Form 5500 Non Fild	1142 W PATRICK LN STE 110	LAS VEGAS	NV	89118	4	2,330.36	20,888.66	1	1,309.15	1,835.47	8	5,530.06	24,714.11	18,254.21
KEYSTONE CONTRACTORS INC	Form 5500 Non Fild	4348 E ALEXANDER RD	LAS VEGAS	NV	89115	4	2,516.93	22,832.99	2	746.43	2,088.11	8	3,286.89	24,918.61	18,205.08
A HEURING HAND HOME HEALTH CA	Form 5500 Non Fild	8635 W CHEYENNE AVE STE 135	LAS VEGAS	NV	89139	4	2,218.58	20,284.94	1	2,137.42	3,507.77	7	4,881.83	23,780.77	18,174.31
CS CORPORATION	Neither SA or R/B Benefits Provided	3103 N HOLLYWOOD BLVD STE 115	ST LOUIS	NV	63105	2	2,485.50	11,053.79	2	1,545.44	3,928.99	12	7,828.99	20,288.45	18,117.64
GENEO INC	Form 5500 Non Fild	PO BOX 8744 NUC EXPRESS	ST LOUIS	MO	63166	16	2,056.74	18,178.37	3	1,152.22	3,458.37	23	4,233.68	21,826.20	18,094.03
BARB LLC	Form 5500 Non Fild	8424 MONTE LEO	RENO	NV	89511	2	2,476.58	11,519.86	2	4,126.26	7,469.00	12	7,093.02	20,392.26	17,999.07
JUSTICE LEARNING EDUCATION GROUP CORP	Neither SA or R/B Benefits Provided	3462 ODIE ST STE 210	NEWPORT BEACH	CA	92660	4	4,706.29	12,970.56	2	2,413.03	4,899.12	14	8,123.08	19,866.74	17,966.72
ZELLOW INC	Form 5500 Non Fild	1303 2ND AVE PL 31	SEA	WA	98101	4	4,889.13	14,025.58	4	5,195.96	5,361.32	10	10,651.05	19,888.59	17,968.59
HEAM ELECTRIC INC	Form 5500 Non Fild	PO BOX 4858	MCUIRE VILLAGE	NV	89060	4	1,997.01	14,361.11	1	1,077.17	1,878.75	14	4,624.34	23,435.21	17,870.09
ALWAYS BY YOUR SIDE HOME CARE LLC	Form 5500 Non Fild	1180 W TOWN CENTER STE 100	LAS VEGAS	NV	89144	4	5,212.05	21,304.65	1	498.12	821.06	8	5,730.17	22,125.72	17,859.92
ITL RESTAURANT GROUP LLC	Form 5500 Non Fild	8402 W WARM SPRINGS RD STE 200	LAS VEGAS	NV	89113	4	1,948.11	16,275.99	8	2,496.15	7,182.20	15	4,444.29	23,138.31	17,802.46
CLASSIC LANDSCAPE INC	Form 5500 Non Fild	3811 W TOMPKINS AVE	LAS VEGAS	NV	89103	4	2,405.19	20,654.53	2	980.45	2,886.05	10	3,360.80	24,009.58	17,796.58
CLARA SUPPORT SERVICES INC	SA or R/B Benefits Provided	2 CORPORATE DR STE 200	DRYDEN	VT	05844	2	1,997.98	14,139.96	2	2,436.70	3,899.45	10	3,939.62	23,840.01	17,769.01
CLAWSON INTERIORS NEVADA	Form 5500 Non Fild	1080 WESTERN BLVD STE 600	RENO	NV	89510	2	2,715.39	18,213.89	1	2,044.14	3,711.64	10	3,914.54	24,584.14	17,744.14
CRSS CONSULTING SERVICES INC	Neither SA or R/B Benefits Provided	415 SOMMERSET PARKWAY	RENO	NV	89513	4	2,967.14	12,463.38	8	3,976.08	8,853.34	14	6,938.42	20,822.32	17,713.34
TRAVELERS INDEPENDENT COMPANY	Form 5500 Non Fild	PO BOX 283 NUC EXPRESS	ST LOUIS	MO	63166	4	2,783.54	13,808.87	2	2,607.08	6,868.33	8	3,847.62	22,413.20	17,760.82
WINN SHOW PERFORMERS LLC	Form 5500 Non Fild	PO BOX 175866 SAMPLOVERS	DENVER	CO	80217	4	1,455.88	11,355.88	4	2,887.45	10,469.25	11	4,143.31	23,603.11	17,746.44
HEALTH MANAGEMENT SYSTEM INC	Form 5500 Non Fild	3615 HIGH POINT DR	IRVING	TX	75038	4	2,234.17	24,513.49	2	180.64	312.58	8	2,813.80	24,826.08	17,743.88
CG & B ENTERPRISES INC	Form 5500 Non Fild	221 SUNING AVE	HENDERSON	NV	89011	4	1,755.72	11,568.59	4	1,532.45	8,703.07	8	2,288.17	20,287.05	17,555.83
EGG WORKS LLC	Form 5500 Non Fild	4080 W WACONDA AVE	LAS VEGAS	NV	89118	4	2,504.64	13,538.99	8	3,587.34	8,224.43	14	6,073.98	23,481.45	17,535.33
GET FRESH MYTHEN LLC	Form 5500 Non Fild	2145 COLCLOMBO ST	LAS VEGAS	NV	89120	4	2,040.49	20,443.54	2	589.20	939.09	10	3,173.72	24,179.01	17,533.22
WINN MANAGEMENT LLC	Form 5500 Non Fild	PO BOX 175866 SAMPLOVERS	DENVER	CO	80217	4	2,982.28	16,299.77	2	2,077.25	3,269.27	12	5,426.80	23,103.27	17,499.27
ELMONT HENDERSON LLC	Form 5500 Non Fild	384 S GARDEN BLVD STE 200	LAS VEGAS	NV	89101	4	2,235.01	10,273.41	1	4,636.18	3,444.94	11	6,051.34	20,124.24	17,373.24
EGS - HOBANBERG PRACTICES OF W	Form 5500 Non Fild	300 N RAINBOW BLVD STE 200	LAS VEGAS	NV	89027	2	2,276.42	16,537.87	0	0	0	0	2,276.42	24,537.47	17,264.88
SCHE AMERICA LLC	SA or R/B Benefits Provided	1200 S LAS OLAS BLVD STE 203	PORT LAUDERDALE	FL	33041	14	3,165.11	21,251.22	2	639.56	2,827.27	13	3,787.70	23,448.56	17,238.20
PETERBILT TRUCK PARTS & EQUIP	Form 5500 Non Fild	PO BOX 5080	SPARKS	NV	89410	4	1,718.12	15,863.04	1	1,180.25	1,458.12	10	3,331.38	24,016.31	17,132.54
ELDER CARE SERVICES LV LLC	Form 5500 Non Fild	8430 W LAKE MEAD BLVD STE 100	LAS VEGAS	NV	89128	4	3,024.24	21,817.95	1	506.46	838.10	7	4,486.70	22,656.05	17,122.75
HARTLAUER MANUFACTURING LLC	Form 5500 Non Fild	3900 W DEWEY DR	LAS VEGAS	NV	89116	4	1,648.50	12,489.49	4	4,133.42	8,781.33	15	5,882.47	21,287.02	17,070.29
QUALITY SUPPLY LLC	Form 5500 Non Fild	2725 BRADON LN	RENO	NV	89501	4	1,892.07	17,028.64	1	837.01	7,317.64	11	3,701.14	24,146.28	17,031.40
COBE ENVANACE LLC	Form 5500 Non Fild	3513 LAMBERT DR STE 2000	RENO	NV	89506	4	3,093.06	17,254.77	2	2,507.42	4,133.05	12	5,699.30	21,137.01	16,939.09
EDWARDS HOME INC	Form 5500 Non Fild	8475 S GARDEN AVE STE 100	LAS VEGAS	NV	89119	4	1,452.68	11,464.17	2	1,899.34	4,461.13	8	4,539.34	20,430.46	16,912.62
ARM METHODS CORPORATION	SA or R/B Benefits Provided	PO BOX 175866 SAMPLOVERS	DENVER	CO	80217	4	4,032.01	13,260.86	2	4,629.11	5,887.87	10	7,659.13	19,242.91	16,901.88
JOY ENGINEERING INC	Form 5500 Non Fild	PO BOX 12783	MCUIRE VILLAGE	NV	89011	4	2,979.53	12,703.54	11	4,574.34	7,539.90	13	6,453.36	20,242.44	16,895.83
F W GARDON COMPANY	Form 5500 Non Fild	3564 TANDIE BLVD	MCUIRE VILLAGE	NV	89011	4	1,773.51	13,270.06	10	1,152.03	6,677.62	15	4,924.53	21,847.88	16,872.61
AMSELL HEALTHCARE PRODUCTS LL	SA or R/B Benefits Provided	111 WOOD AVE STE 210	IRVING	NJ	08830	2	1,921.56	17,291.65	1	2,155.04	5,460.50	11	4,977.08	20,787.72	16,866.72
CHARMANT NEVADA	Form 5500 Non Fild	8485 COMMERCIAL AVE	SAN DIEGO	CA	92121	4	1,968.08	17,712.77	4	1,730.58	5,431.80	7	3,478.45	23,145.58	16,824.01
NORTHERN NEVADA CONCRETE INC	Form 5500 Non Fild	2550 DONOVAN CT	RENO	NV	89015	4	3,041.78	20,395.33	2	997.65	1,524.95	7	4,860.74	23,104.37	16,794.51
SOUTHWESTERN SERVICE UNITS W	SA or R/B Benefits Provided	PO BOX 987	COLUMBIA	SC	29901	4	4,123.88	19,047.85	2	1,151.17	2,227.80	10	4,473.10	21,275.76	16,748.80
THE INDUSTRIES	SA or R/B Benefits Provided	800 WOODBURY BRBY	RENO	NV	89511	4	2,204.64	11,462.17	2	2,899.29	4,479.56	13	5,209.30	21,409.40	16,706.80
J PRODUCTS INC	Form 5500 Non Fild	440 MONTESANO ST	LAS VEGAS	NV	89113	4	2,376.01	15,215.11	2	1,895.75	3,210.11	11	4,281.62	22,208.65	16,652.10
ROYAL LAKE HOSPITALITY LLC	Form 5500 Non Fild	4178 ROYAL LAKE	RENO	NV	89300	4	981.31	6,822.82	2	5,621.54	14,336.30	10	1,881.85	22,061.38	16,583.03
MARTIN IRON WORKS INC	Form 5500 Non Fild	100 E 4TH ST	RENO	NV	89102	4	2,042.41	12,025.87	2	4,422.86	5,057.75	12	5,036.92	21,533.21	16,560.55
SCHEUSSON BREWING CO	Form 5500 Non Fild	4615 COMBINATION CT	RENO	NV	89011	4	2,054.63	18,590.03	4	1,100.45	4,591.44	15	3,308.08	23,182.02	16,551.13
KEY SMALL ANIMAL EMER HOSP LT	Form 5500 Non Fild	8425 S VIRGINIA ST	RENO	NV	89011	4	1,418.47	11,415.47	2	1,349.17	7,645.88	11	7,645.88	18,870.41	16,516.32
CLEAR CONNECTION CORPORATION	Form 5500 Non Fild	3838 E GREENE ST	PRIDEMORE	AZ	85009	1	3,512.41	22,984.14	0	0	0	0	3,512.41	22,984.14	16,469.14
UNITED MAINTENANCE COMPANY INC	Form 5500 Non Fild	2300 S INDIANA AVE	CHICAGO	IL	60605	2	2,475.01	22,024.03	2	528.22	1,364.80	4	1,493.34	23,098.01	16,462.13
UNITED CENTER OF LAS VEGAS SWAPING INC	Form 5500 Non Fild	805 S SHARON AVE STE 100	LAS VEGAS	NV	89119	4	2,869.19	16,897.92	1	2,899.29	4,479.56	13	5,891.78	20,653.28	16,464.28
LEUNGSHING ROYS & WANG	Form 5500 Non Fild	4300 BROOKLYN CT STE 2	LAS VEGAS	NV	89153	4	2,412.11	14,754.20	2	1,897.45	6,495.11	8	5,026.48	21,333.45	16,363.88
DAVID PEIR FAMILY FARMS LLC	Form 5500 Non Fild	PO BOX 6000 SAMPLOVERS	SAN DIEGO	CA	92173	4	4,260.88	18,793.53	2	347.85	956.02	12	6,458.32	18,728.26	16,330.27
LEONE CARE HOLDINGS LLC	Form 5500 Non Fild	405 S SHARON AVE STE 1000S	LAS VEGAS	NV	89145	4	2,956.68	17,213.80	4	1,896.00	4,158.85	12	4,833.57	23,372.61	16,278.03
BTE OF PASSAGE INC	Neither SA or R/B Benefits Provided	2540 BUSINESS Pkwy 6A	MANNING	NV	89014	11	1,911.91	15,475.47	4	421.41	1,212.16	17	1,484.36	22,010.41	16,177.19
TSL ELEVATOR CORPORATION	SA or R/B Benefits Provided	1500 INTERSTATE NORTH CIRCLE SE	ATLANTA	GA	30339	4	4,669.12	15,731.28	2	2,172.56	3,581.00	12	6,841.87	19,512.32	16,154.33
BRISQO RED ROCK LLC	Form 5500 Non Fild	11011 W CHARLESTON BLVD	LAS VEGAS	NV	89135	4	2,423.89	12,864.96	8						

Appendix

KORFELLI LANDSCAPING INC.	Form 5500 Non-Filed	1485 W PIONEER BLVD	MISSOULA	MT	89027	4	5	1,453.29	9,890.39	5	4,436.58	5	9,243.55	15	5,889.54	5	15,136.84	5	25,020.38
IBM CONSTRUCTION INC	Form 5500 Non-Filed	2084 E HIGHLAND DR W	LAS VEGAS	NV	89109	5	5	1,796.75	8,894.74	5	4,144.15	5	8,989.48	12	6,140.88	5	18,481.22	5	25,022.10
A DAZ MASONRY INC	Form 5500 Non-Filed	1415 HEIGHTS CT	RENO	NV	89503	5	5	1,076.77	6,054.32	5	5,192.27	5	12,460.29	5	4,699.04	5	18,321.02	5	24,990.04
MANISH & MCGINNIS AGENCY	64 or 40 Beneficial Provided	400 W MARKET ST	LOUISVILLE	KY	40012	4	5	2,706.64	15,291.44	5	2,449.47	5	4,506.28	12	5,150.95	5	19,799.72	5	26,950.63
UNIVERSAL TRAINING INC	Form 5500 Non-Filed	4270 WOODGATE TRL	RENO	NV	89023	4	5	2,049.04	22,923.31	5	1,111.72	5	4,500.00	12	4,249.68	5	22,451.02	5	26,960.57
INTERSTATE ELECTRIC INC	Form 5500 Non-Filed	4175 GREENVIEW COURT	HENDERSON	NV	89014	4	5	2,842.78	16,296.88	5	4,029.49	5	6,740.72	12	5,246.29	5	21,000.25	5	28,097.63
BERENSON FURNISHING INC	Form 5500 Non-Filed	3075 LODGE BLVD	BLANCK VEGAS	NV	89033	4	5	2,734.68	19,375.50	5	1,742.55	5	3,228.20	10	3,529.12	5	21,331.28	5	28,097.63
MEDSNER BEVELS LP	64 or 40 Beneficial Provided	1430 WYNDGATE ST	DENVER	CO	80202	4	5	4,724.06	14,463.38	5	1,443.42	5	4,234.81	7	6,145.48	5	18,700.48	5	24,880.57
EMPHATON LLC	Form 5500 Non-Filed	4840 SPRING MOUNTAIN RD STE 100	LAS VEGAS	NV	89103	4	5	2,045.43	18,051.45	5	1,530.11	5	2,632.79	12	4,178.63	5	20,094.24	5	26,973.87
CONSOLIDATED ELECTRICAL DISTR	64 or 40 Beneficial Provided	8975 LANDMARK PL NEVADEN	DALLAS	TX	75254	4	5	771.31	4,317.70	4	3,165.87	5	16,237.87	6	4,303.21	5	20,555.71	5	24,858.78
BOWAN ENTERPRISES, LLC	Form 5500 Non-Filed	8110 DEERBROOK CT	RENO	NV	89523	4	5	2,240.83	12,336.60	5	2,080.03	5	8,001.77	4	4,309.72	5	20,338.37	5	24,648.09
ANDREW HEAD LLC	Form 5500 Non-Filed	206 SOUTH OGDEN ST N8U	CARSON CITY	NV	89701	5	5	3,123.19	4,091.52	5	1,985.20	5	16,873.29	16	4,507.99	5	20,476.75	5	24,578.14
WERKCO BC INC	Form 5500 Non-Filed	1640 FLUPPIN ST	LAS VEGAS	NV	89115	4	5	1,849.28	12,979.21	4	2,528.19	5	7,199.89	12	4,308.44	5	20,175.10	5	24,543.54
REISH USA INC	64 or 40 Beneficial Provided	300 GALEVIEW BLVD STE 200	EVANSTON	IL	19911	4	5	2,202.01	19,829.37	4	893.22	5	1,649.46	7	3,093.34	5	21,474.40	5	24,537.97
CLANNING ARTS LLC	Form 5500 Non-Filed	331 BRIDGE WINDY CT	LAS VEGAS	NV	89103	4	5	4,102.28	18,379.62	5	1,978.89	5	6,229.79	6	6,212.78	5	18,382.10	5	24,518.02
BE-UC	Neither 64 or 40 Beneficial Provided	P O BOX 2080	SPARNO	NV	89611	4	5	3,271.86	11,920.28	5	2,406.47	5	8,932.02	5	2,628.28	5	18,822.02	5	24,450.65
CEVITY INC	64 or 40 Beneficial Provided	1 GLENRAE PARKWAY NE # 100	ATLANTA	GA	30328	4	5	1,954.58	11,073.95	5	1,843.63	5	2,799.47	15	3,991.23	5	18,031.02	5	24,408.03
MEYER GROUP L.L.C.	Form 5500 Non-Filed	2466 VILLAVICINI CT	HENDERSON	NV	89074	4	5	1,117.84	16,395.98	5	1,105.15	5	4,022.20	10	4,671.29	5	19,772.21	5	24,404.56
HAMILTON MEDICAL INC	Form 5500 Non-Filed	PO BOX 20850	RENO	NV	89520	4	5	2,803.11	7,236.55	5	4,837.65	5	10,053.58	8	7,146.73	5	17,897.51	5	24,404.66
EYE-R	Form 5500 Non-Filed	7700 W SUNSET RD STE 100	LAS VEGAS	NV	89113	4	5	2,784.54	20,300.44	5	1,068.46	5	898.10	4	3,291.00	5	21,140.54	5	24,433.54
RED SOX MEDIA INC	Form 5500 Non-Filed	2833 ST ROSA PKWY #115	HENDERSON	NV	89052	4	5	6,077.19	5,558.12	4	2,684.44	5	15,856.24	7	5,279.05	5	21,149.36	5	24,422.17
WISCONSIN & STEFFENSEN LLC	Form 5500 Non-Filed	22800 LITA RD NW	LAS VEGAS	NV	89115	4	5	1,977.07	17,075.51	5	1,311.68	5	4,189.56	5	1,291.40	5	21,217.07	5	24,422.17
A-1 STEAK HOUSE INC	Form 5500 Non-Filed	1338 E GARDENWAY RD STE 100	LAS VEGAS	NV	89101	4	5	1,716.14	7,962.19	5	7,299.14	5	6,649.54	11	7,799.44	5	16,633.64	5	24,381.62
HEWES ROSS & REPPENHAGEN CHRISTIE LP	64 or 40 Beneficial Provided	331 E WASHINGTON ST STE 100	PHOENIX	AZ	85004	4	5	5,532.13	4,798.93	5	3,900.03	5	17,272.74	5	2,438.83	5	21,931.02	5	24,368.26
RETAIL ROYALTY COMPANY	Form 5500 Non-Filed	PO BOX 1180	LONDONDERBY	NH	03053	4	5	2,765.86	12,247.46	5	2,775.11	5	6,683.59	14	5,537.27	5	18,830.00	5	24,367.32
SPENCER GIFTS LLC	Neither 64 or 40 Beneficial Provided	PO BOX 283 NUC EXPRESS	ST LOUIS	MO	63166	4	5	1,565.31	14,081.46	4	1,388.89	5	5,407.01	10	4,846.21	5	15,489.38	5	24,355.00
SABLE SYSTEMS INTERNATIONAL I	Form 5500 Non-Filed	3840 N COMMERCE ST	NORTH LAS VEGAS	NV	89032	4	5	2,743.13	8,749.92	5	3,873.23	5	6,688.10	7	5,833.55	5	18,438.10	5	24,321.05
REGIONAL EMERGENCY MED SERVICES	64 or 40 Beneficial Provided	450 EDISON WAY	RENO	NV	89502	4	5	2,813.02	14,127.15	5	2,138.14	5	9,025.07	13	5,091.48	5	19,227.22	5	24,143.05
FRESNELIAN VASCULAR CARE INC	Form 5500 Non-Filed	PO BOX 228 TRINITY PARKWAY	DALLAS	TX	75222	4	5	4,416.40	11,968.88	5	2,847.75	5	7,864.55	5	3,167.63	5	16,328.18	5	24,112.18
HOSPITALITY RENOVATION SERVICE	Form 5500 Non-Filed	2005 WINDY CT STE C	LAS VEGAS	NV	89120	4	5	4,027.23	20,824.55	4	3,226.12	5	5,881.93	8	7,611.08	5	16,508.40	5	24,110.20
IN-TOUCH RESTORATION INC	Form 5500 Non-Filed	4600 W 40TH AVE	LAS VEGAS	NV	89118	4	5	2,846.14	20,771.78	5	1,989.07	5	9,299.66	6	5,979.56	5	20,101.00	5	24,107.00
LAS VEGAS MANAGEMENT, THE	Form 5500 Non-Filed	1411 SULLY BLVD STE 100	LAS VEGAS	NV	89102	4	5	1,920.15	1,908.64	5	1,548.03	5	3,855.00	5	3,855.00	5	18,055.00	5	24,112.04
A-1 SANDBLASTING INC	Form 5500 Non-Filed	2675 WYING RD	LAS VEGAS	NV	89118	4	5	2,270.57	18,963.96	5	1,098.84	5	1,812.88	16	3,351.25	5	20,778.46	5	24,112.00
SAFETY KEEPER SYSTEMS INC	Form 5500 Non-Filed	2470 KIDDER TRLS	EARTH CITY	MO	63040	11	5	2,300.48	15,385.41	5	1,275.99	5	2,247.75	18	3,556.46	5	20,533.17	5	24,078.63
BREMER WHITE BROWN & O'NEARA	Neither 64 or 40 Beneficial Provided	20220 SW BRICH ST ANCHOR	MYRTLE BEACH	SC	29561	4	5	1,904.51	17,428.80	5	1,887.43	5	4,711.34	10	5,191.31	5	19,101.21	5	24,047.57
OSAC INC	64 or 40 Beneficial Provided	30 E THOMAS RD STE 2000	PHOENIX	AZ	85012	4	5	1,927.47	16,510.26	5	2,099.19	5	8,401.11	7	4,026.66	5	19,975.37	5	23,997.03
MAIN CORP ENTERPRISES INC	Form 5500 Non-Filed	829 Fairview Drive	CARSON CITY	NV	89701	5	5	1,837.88	12,864.19	5	1,195.19	5	7,935.00	5	3,178.99	5	20,100.00	5	23,968.04
COMMERCIAL CONSTRUCTION INC	Form 5500 Non-Filed	3880 10RD AVE	SACRAMENTO	CA	95824	4	5	1,345.40	12,110.38	5	1,579.14	5	8,891.97	7	2,924.99	5	17,110.25	5	23,927.25
RED BELL DISTRIBUTION COMPANY	64 or 40 Beneficial Provided	1830 STEWART ST	LAS VEGAS	NV	89102	4	5	2,477.35	18,138.13	5	1,424.03	5	2,206.51	13	3,719.38	5	20,184.40	5	23,927.00
CLINIC INC	Form 5500 Non-Filed	1100 SANTA BLVD	RENO	NV	89501	4	5	2,104.14	17,869.38	5	1,426.88	5	3,140.60	8	3,617.46	5	20,147.38	5	23,925.88
ARKANSAS BEST FRESHBY SYSTEM	Neither 64 or 40 Beneficial Provided	PO BOX 283 NUC EXPRESS	ST LOUIS	MO	63166	4	5	1,466.28	13,805.70	5	1,900.00	5	4,544.70	10	5,446.06	5	18,374.65	5	23,821.38
KB3 LLC	Form 5500 Non-Filed	4480 SPRING MOUNTAIN RD STE 6	LAS VEGAS	NV	89148	4	5	1,402.52	7,257.37	5	4,433.18	5	12,648.69	11	5,188.42	5	17,888.71	5	23,758.19
SARITH POWER PRODUCTS INC	64 or 40 Beneficial Provided	PO BOX 25236 NEVADA AVENUE	SAULT LAKE CITY	UT	84135	4	5	2,883.89	13,488.12	4	3,124.15	5	3,239.14	10	5,898.79	5	17,797.21	5	23,696.16
AIC HOME HEALTH OF LAS VEGAS	Form 5500 Non-Filed	10661 EFFREYS ST STE 105	HENDERSON	NV	89052	4	5	1,025.54	14,771.46	5	1,856.16	5	6,007.76	12	4,879.10	5	18,779.22	5	23,658.32
JOHNSON CONTROLS INC	64 or 40 Beneficial Provided	1245 PRIMA LN	LAS VEGAS	NV	89119	4	5	2,548.18	9,114.87	5	4,506.05	5	7,493.52	14	7,091.12	5	16,545.38	5	23,600.50
TYC ENTERPRISES INCORPORATED	Form 5500 Non-Filed	1130 POLARIS AVE STE 2	LAS VEGAS	NV	89102	4	5	2,096.61	16,772.66	4	1,379.14	5	4,401.23	15	3,488.94	5	19,139.20	5	23,599.04
WISKEYS LEARNING CENTER LLC	Form 5500 Non-Filed	405 20TH AVENUE	RENO	NV	89503	4	5	2,618.09	20,943.12	5	1,111.11	5	2,891.98	6	2,891.98	5	20,142.00	5	23,589.00
NICHOLAS PERIN GROUP MANAGER	Form 5500 Non-Filed	10001 LINDENWAY CT	RENO	NV	89511	4	5	2,418.14	7,482.17	5	2,409.28	5	9,033.60	6	7,291.80	5	18,111.00	5	23,589.00
COBE CONSTRUCTION SERVICES OF NEVADA	Form 5500 Non-Filed	1200 CASCADE VALLEY CT	LAS VEGAS	NV	89118	4	5	2,171.04	10,028.07	5	1,782.56	5	3,200.00	5	2,524.61	5	18,111.00	5	23,524.61
ADVANTAGE INC	64 or 40 Beneficial Provided	8025 W RUSSELL RD STE 100	LAS VEGAS	NV	89148	4	5	1,420.04	11,204.53	4	4,047.64	5	6,979.83	7	4,467.88	5	18,031.36	5	23,499.04
RETEC AIRWAYS CORP	64 or 40 Beneficial Provided	PO BOX 28200 THOMAS & T	NASHVILLE	TN	37208	4	5	2,693.23	10,275.36	5	1,685.10	5	936.00	7	3,262.37	5	18,011.31	5	23,475.78
PREMIUM BRANDS OPO LLC	Form 5500 Non-Filed	425 W SUPERIOR ST	DULUTH	GA	30032	4	5	1,633.93	11,791.18	5	793.07	5	2,145.10	5	2,427.90	5	20,936.86	5	23,354.76
LANDER COUNTY	Form 5500 Non-Filed	90 STATE ROUTE 205	BATTLE MOUNTAIN	NV	89020	14	5	2,779.21	11,344.14	12	1,382.10	5	5,413.87	28	5,161.51	5	17,798.01	5	23,310.52
HELIUMIA INSURANCE COMPANY	Form 5500 Non-Filed	PO BOX 283 NUC EXPRESS	ST LOUIS	MO	63166	4	5	1,934.66	12,809.16	5	2,345.10	5	4,238.02	10	6,779.46	5	17,023.48	5	

Appendix

COMPANY NAME	FORM TYPE	ADDRESS	CITY	STATE	ZIP	DATE	AMOUNT	STATUS	REMARKS
CITY NATIONAL BANK	Form 5500 Non-Filed	44 W 40th Street	New York	NY	10018	11/20/19	2,103.11	11,215.19	4
AFOLIO SHEET METAL INC	Form 5500 Non-Filed	1133 W COLUMBIA DR	KENNESAW	GA	30144	11/20/19	1,706.40	14,500.44	2
NAVARO LANDSCAPE LIMITED	Form 5500 Non-Filed	8800 HOLY AVE	LAS VEGAS	NV	89115	11/20/19	2,345.58	17,881.31	5
MERC RENTALS EMPLOYEE SERVICES LLC	Form 5500 Non-Filed	27000 BLUEGRASS CENTER BLVD	BONITA SPRINGS	FL	34114	11/20/19	1,534.02	7,653.46	2
SQUEEZIE W HOLDINGS INC	Form 5500 Non-Filed	PO BOX 34840	RENO	NV	89414	11/20/19	3,212.20	10,050.00	4
CONROY HOME SERVICE LLC	Form 5500 Non-Filed	4300 HAWKWOOD DR	PENNSYLVANIA	PA	19088	11/20/19	2,028.29	2,028.29	4
HEINSON CONTROLS INC PROFT	Form 5500 Non-Filed	25100 285 SUE CRESSIE	ST CLAIR	MO	63076	11/20/19	1,207.75	10,836.10	3
HARLEY DAVIDSON CREDIT CORP	Form 5500 Non-Filed	8800 PALMER CENTER	CARSON CITY	NV	89708	11/20/19	2,128.63	11,488.98	12
BUDKOVIC PAVOLIC LLC	Form 5500 Non-Filed	2445 PALMAR CENTER DR	FORT WORTH	NV	89033	11/20/19	2,186.38	19,051.18	0
NEW MILLENNIUM BUILDINGS SYSTE	Form 5500 Non-Filed	7175 W AFFECTION BLVD	LAS VEGAS	TX	68804	11/20/19	885.45	4,927.22	20
GREENCOPE 1 LLC	Form 5500 Non-Filed	300 PALMER LAKE	MIDDLEBURGH	NV	89027	11/20/19	1,887.84	12,460.80	4
DESERT BUCK GAC TRUCKS LLC	Form 5500 Non-Filed	PO BOX 283 TULAC EXPRESS	ST LOUIS	MO	63116	11/20/19	2,095.57	18,445.49	1
DICKSON REALTY INC	Form 5500 Non-Filed	333 HOLCOMB AVE #300	RENO	NV	89502	11/20/19	2,662.78	11,332.80	4
TALENT ENTERTAINMENT & MEDIA	Form 5500 Non-Filed	2300 W EMPIRE AVE FL 2	BURBANK	CA	91004	11/20/19	2,053.20	14,074.33	3
SOLO MAINTENANCE LLC INC	Form 5500 Non-Filed	8000 COCONUT PRIDE AVE	LAS VEGAS	NV	89131	11/20/19	1,032.89	10,788.50	1
BOUNDABOY BRAD LLC	Form 5500 Non-Filed	831 QUINN CIR	SPRING	NV	89511	11/20/19	2,822.00	19,245.00	2
MEK LLC	Form 5500 Non-Filed	475 GREYS ST #138	SPRING	NV	89413	11/20/19	2,003.87	18,003.87	4
FABULOUS LLC	Form 5500 Non-Filed	8100 DURANGO DR #100	LAS VEGAS	NV	89147	11/20/19	2,415.20	11,889.16	2
SOUTHWIND DG LLC	Form 5500 Non-Filed	123 W COLORADO ST	LAS VEGAS	NV	89102	11/20/19	1,529.55	11,958.64	5
URBAN FRAMING LLC	Form 5500 Non-Filed	1208 CALANCA CT	LAS VEGAS	NV	89102	11/20/19	1,931.81	10,995.00	2
NEVADA BALLET THEATRE INC	Form 5500 Non-Filed	3055 ANDER CIR	LAS VEGAS	NV	89134	11/20/19	1,674.07	10,077.07	3
VALLEY GREEN PAINTING & DECI	Form 5500 Non-Filed	2805 S TOWERS WAY STE 100	LAS VEGAS	NV	89113	11/20/19	1,877.71	12,877.71	2
PARKY LLC	Form 5500 Non-Filed	8400 N CENTURY BLVD STE 611	PHOENIX	AZ	85028	11/20/19	1,971.79	16,486.90	1
REMY SERVICES USA LLC	Form 5500 Non-Filed	899 W BIG BEARER RD STE 402A	TROOP	NH	48934	11/20/19	1,507.41	17,167.00	3
EXECUTIVE FITNESS INC	Form 5500 Non-Filed	8440 MEDICAL CTR ST #200	LAS VEGAS	NV	89148	11/20/19	2,891.20	12,333.20	2
AFFINITY GAMING LLC	Form 5500 Non-Filed	3755 BREATHROUGHWAY STE 300	LAS VEGAS	NV	89115	11/20/19	1,697.25	11,115.24	4
B & B CONSULTANTS OF NEVADA	Form 5500 Non-Filed	750 N 17TH	LAS CRUCES	NM	88005	11/20/19	1,274.41	10,241.41	1
AMERICAN MULTI-CHEM INC	Form 5500 Non-Filed	PO BOX 280250 THOMAS & B	NASHVILLE	TN	37208	11/20/19	2,051.11	11,451.70	5
BNMA NORTH AMERICA INC	Form 5500 Non-Filed	815 PLUIT RD STE 0	LAS VEGAS	NV	89119	11/20/19	2,128.01	12,054.51	2
VALLEY GREEN NEVADA LLC	Form 5500 Non-Filed	PO BOX 42010	LAS VEGAS	NV	89102	11/20/19	4,242.20	13,032.24	2
SECURITY NATIONAL MORTGAGE LO	Form 5500 Non-Filed	1000 W 10TH AVE	DAVE DAVIS CITY	UT	84002	11/20/19	1,499.79	12,499.79	2
BAU BUSINESS LLC	Form 5500 Non-Filed	3020 LAKE WILSON	MONTREAL	CA	95600	11/20/19	1,010.01	5,325.01	5
MCDONALD CASCADO WILSON LLP	Form 5500 Non-Filed	P.O. BOX 2035	RENO	NV	89505	11/20/19	2,362.92	15,943.12	2
WESTERN STATES FIRE PROTECTIO	Form 5500 Non-Filed	300 S TULLOCH WAY UNIT A	CENTRAL	CO	80112	11/20/19	1,742.22	15,880.11	2
EXTREME TALENT INC	Form 5500 Non-Filed	111 W JACKSON BLVD STE 1025	CHICAGO	IL	60604	11/20/19	989.89	4,903.44	4
VASCO ELECTRIC INC	Form 5500 Non-Filed	4300 ASTORIA STREET	SACKAMONTO	CA	95368	11/20/19	2,035.88	18,484.88	1
SPRINTI TRASH MASTER ASSOCIATION	Form 5500 Non-Filed	7465 MIDSON WILCO	LAS VEGAS	NV	89114	11/20/19	2,079.27	18,713.07	6
VISTA HOME CARE LLC	Form 5500 Non-Filed	305 BRAWLEY SCHOOL RD STE 200	MCKENZIE	NC	28117	11/20/19	2,260.34	16,949.09	5
GREEN CLEAN COMMERCIAL CLEANING SERVICES LLC	Form 5500 Non-Filed	PO BOX 9268	LAS VEGAS	NV	89113	11/20/19	1,861.73	12,199.86	2
RAMSLEY SERVICE INC	Form 5500 Non-Filed	8031 BROWNS POINT	QUINCY	IL	62416	11/20/19	2,400.78	11,993.38	4
HEINSON TECHNOLOGIES CORP	Form 5500 Non-Filed	8300 BRADSHAW STE 1480	MCLAREN	VA	22103	11/20/19	2,900.00	12,237.88	4
COI INC	Form 5500 Non-Filed	4400 ARBORNWOOD	CARSON CITY	NV	89708	11/20/19	1,118.83	6,798.83	11
CLIFMAN & WAREFIELD LLC INC	Form 5500 Non-Filed	1200 AVENUE OF THE AMERICAS FL 2	NEW YORK	NY	10104	11/20/19	2,145.51	10,671.16	5
ASSUREPARTNERS OF NEVADA, LLC	Form 5500 Non-Filed	3585 HOME GARDENS STE A	RENO	NV	89502	11/20/19	2,683.88	9,300.50	11
TAYLOR MORGSON INC	Form 5500 Non-Filed	8900 N SCOTTSDALE RD STE 6000	SCOTTSDALE	AZ	85251	11/20/19	2,132.51	14,380.98	1
CONSTAT EMPLOYMENT SERVICES LLC	Form 5500 Non-Filed	2875 ASHTON RD UNIT 20023	SARASOTA	FL	34015	11/20/19	2,158.58	18,998.58	2
COMPTONTE RESOURCES SERVICES IN	Form 5500 Non-Filed	8000 SOW RD AN	BOCA RATON	NV	89700	11/20/19	1,042.04	7,089.73	2
FINCH CROISSANT BAKERY INC	Form 5500 Non-Filed	2108 ALPINE DRIVE	BOCA RATON	FL	33481	11/20/19	1,817.17	12,260.17	12
CHINA ELECTRIC HOLDINGS INC	Form 5500 Non-Filed	3502 W YAMATO DR	BOCA RATON	FL	33411	11/20/19	1,805.54	17,021.80	2
EVERON, LLC	Form 5500 Non-Filed	3502 W YAMATO DR	BOCA RATON	FL	33411	11/20/19	1,805.54	17,021.80	14
POULARS SALES INC	Form 5500 Non-Filed	PO BOX 285 TULAC EXPRESS	ST LOUIS	MO	63166	11/20/19	1,779.29	14,470.13	4
BLUE CHIP 2000 COMMERCIAL CLEANING INC	Form 5500 Non-Filed	12110 ELINGTON CT	CINCINNATI	OH	45249	11/20/19	1,900.65	17,305.82	2
KLANCH ANNUAL HOSPITAL LTD	Form 5500 Non-Filed	1190 S VIRGINIA ST	RENO	NV	89502	11/20/19	2,898.50	10,774.00	4
STRIVOR EMPLOYMENT COMPANY LLC	Form 5500 Non-Filed	3005 KORMERIE ROAD PRVY	PORTLAND	ME	49902	11/20/19	1,748.27	11,772.35	5
STATE OF NEVADA - JUDICIAL BRANCH	Form 5500 Non-Filed	201 S CARSON ST STE 2100	CARSON CITY	NV	89701	11/20/19	1,792.00	6,531.00	4
BRANDSER SERVICES LLC	Form 5500 Non-Filed	446 W 10TH ST STE 202	HOUSTON	TX	77008	11/20/19	1,850.78	10,888.78	4
NO FENOLD LLC	Form 5500 Non-Filed	3000 S SUNSET BLVD UNIT 400	LOS ANGELES	CA	90008	11/20/19	2,830.63	18,838.20	4
SHAWY BRANDY LLC	Form 5500 Non-Filed	3208 FREEMANT ST UNIT 200	LAS VEGAS	NV	89103	11/20/19	2,068.78	9,308.53	2
EMD ACQUISITION LLC	Form 5500 Non-Filed	360 W LAKE MEAD PRVY	HENDERSON	NV	89115	11/20/19	2,388.11	12,393.55	2
BROWN & BROWN INC	Form 5500 Non-Filed	300 N BEACH ST	DAYTONA BEACH	FL	32114	11/20/19	4,017.48	11,402.00	4
SMART-ON LOGISTICS COMPANY	Form 5500 Non-Filed	PO BOX 6674 TULAC EXPRESS	ST LOUIS	MO	63166	11/20/19	1,995.74	11,411.51	11
WIRLAND ENTERPRISES LLC	Form 5500 Non-Filed	2064 WOODEN HOLLOW LN	HENDERSON	NV	89014	11/20/19	2,070.00	11,796.47	5
VI CONSTRUCTIONS LLC	Form 5500 Non-Filed	4750 COPPER SAGE CT	LAS VEGAS	NV	89115	11/20/19	1,956.73	14,325.35	2
ENCORE SEASIDE INC	Form 5500 Non-Filed	P.O. BOX 9280	RENO	NV	89501	11/20/19	2,059.74	14,099.23	2
EDGE BALLY LLP	Form 5500 Non-Filed	PO BOX 2540	MADRID	MD	20680	11/20/19	2,121.58	10,824.62	2
GARNEY GREEN VALLEY LLC	Form 5500 Non-Filed	4000 S SUNSET RD	HENDERSON	NV	89114	11/20/19	2,422.00	9,648.41	11
EMARC GROUP LLC	Form 5500 Non-Filed	125 CHLOBB AVE S 1	LYNDHURST	NY	10711	11/20/19	4,499.89	18,683.13	4
ECURICAN CATERING LLC	Form 5500 Non-Filed	8650 W HOSE RD STE 113	LAS VEGAS	NV	89118	11/20/19	1,188.00	6,833.34	4
LYN NEVADA	Form 5500 Non-Filed	2727 S RAINBOW BLVD	LAS VEGAS	NV	89146	11/20/19	2,293.88	10,038.43	5
PENNA NATIONAL GAMING INC	Form 5500 Non-Filed	825 BERSHIRE BLVD STE 100	READING	PA	19610	11/20/19	4,130.98	7,487.44	6
TESLA ENERGY OPERATIONS INC	Form 5500 Non-Filed	8675 LAS VEGAS BLVD UNIT 300	LAS VEGAS	NV	89119	11/20/19	3,226.28	11,400.13	4
QUALITY OFFICE SERVICES INC	Form 5500 Non-Filed	3335 PIONEER ST STE 180	NEW ORLEANS	LA	70113	11/20/19	2,100.00	11,917.73	2
PORTFOLIO MANAGEMENT INC	Form 5500 Non-Filed	3835 BROADWAY	NEW YORK	NY	10018	11/20/19	1,817.88	9,767.18	4
OTIS ELEVATOR COMPANY	Form 5500 Non-Filed	8 FARMER SPRINGS RD S42.82	FARMINGTON	CT	06032	11/20/19	2,294.34	14,421.80	2
CENTRAL ENVIRONMENTAL INC	Form 5500 Non-Filed	229 S WHITNEY ROAD STE 200	ANCHORAGE	AK	99501	11/20/19	5,788.55	9,788.55	6
BLACK IRON EMPLOYMENT LLC	Form 5500 Non-Filed	4480 WOODEN RIDGE JAY	HENDERSON	NV	89115	11/20/19	1,746.78	14,007.96	2
FREIGHT DIGITAL LLC	Form 5500 Non-Filed	310 N GIBSON RD	HENDERSON	NV	89014	11/20/19	1,877.23	16,894.13	5
FLORING TIE PUB INC, THE	Form 5500 Non-Filed	10580 N MCCARRAN #100	RENO	NV	89503	11/20/19	1,215.76	10,248.46	5
ICM AMERICAN CORPORATION	Form 5500 Non-Filed	815 PLUIT RD	LAS VEGAS	NV	89119	11/20/19	2,632.21	11,802.99	3
DAMIANO MASONRY LLC	Form 5500 Non-Filed	3015 HONOWOOD ST	LAS VEGAS	NV	89120	11/20/19	1,805.20	10,246.20	2
CHAMBERLAIN EST SERVICES INC	Form 5500 Non-Filed	10107 S HAWKWOOD RD	LAS VEGAS	NV	89113	11/20/19	1,820.00	10,290.00	2
CHASSIE PUB MANAGEMENT INC	Form 5500 Non-Filed	4178 REDLAND AVE	LAS VEGAS	NV	89103	11/20/19	1,884.74	10,952.02	2
METCALF BUILDERS INC	Form 5500 Non-Filed	2178 S CLARY ST STE 3	CARSON CITY	NV	89703	11/20/19	2,303.34	7,512.30	13
DYNATECH COMPANY OF NEVADA	Form 5500 Non-Filed	4475 W QUAIL AVE	LAS VEGAS	NV	89118	11/20/19	2,154.71	11,327.67	4
ALL AMERICAN REPAIR SVCS INC	Form 5500 Non-Filed	3606 A S EASTERN DR	LAS VEGAS	NV	89118	11/20/19	1,888.18	9,868.18	4
REPUBLIC DUMPED INC	Form 5500 Non-Filed	18500 N ALLEGED WAY	PHOENIX	AZ	85054	11/20/19	2,278.21	9,900.81	5
KNOWLES CATERING, INCORPORATED	Form 5500 Non-Filed	2777 US ROUTE 208	CAZENOVIA	NV	13015	11/20/19	1,823.48	11,976.44	2
MY ROSE HEATING & AIR CONDIT	Form 5500 Non-Filed	310 SUNSHINE JAY	RENO	NV	89501	11/20/19	1,875.00	10,839.00	5
CHAMBERLAIN OF LAS VEGAS INC	Form 5500 Non-Filed	PO BOX 280250 THOMAS & B	NASHVILLE	TN	37208	11/20/19	2,108.51	9,525.51	3
LOS CONSTRUCTION SERVICES, INC	Form 5500 Non-Filed	101000000 RD	RENO	NV	89511	11/20/19	1,910.51	11,963.50	2
SISSO SERVICES SERVICES LLC	Form 5500 Non-Filed	PO BOX 6674 TULAC EXPRESS	ST LOUIS	MO	63166	11/20/19	2,927.27	12,829.27	14
LOS CUJOS MEXICAN CAFE 3000 INC	Form 5500 Non-Filed	2115 ABBOTT CROSSING PRVY	LAS VEGAS	NV	89114	11/20/19	1,797.44	8,892.00	5
SERRA METALS SOUTHWEST LLC	Form 5500 Non-Filed	3555 W OGDEN RD STE C	LAS VEGAS	NV	89118	11/20/19	1,993.21	11,003.21	1
BROOKFIELD ENTERPRISES INC	Form 5500 Non-Filed	880 S MCCARRAN BLVD	RENO	NV	89501	11/20/19	2,293.21	10,700.82	12
BRUNESSY INC	Form 5500 Non-Filed	700 Tower Drive, Ste. 300	TROOP	NH	48004	11/20/19	1,138.42	10,426.00	4

</

Appendix

DAYTON PIONEER GAMING LLC	Form 5500 Non Filed	PO BOX 100	VERMONT	VT	05400	1	1,981.46	15,347.57	2	435.07	688.15	16	2,376.53	16,031.71	16,408.25
ALERA GROUP INC	64 or 60 Benefits Provided	400 N MICHIGAN AVE STE 1200	CHICAGO	IL	60611	4	2,753.02	14,254.14	5	527.84	870.03	5	5,280.86	15,124.12	16,405.03
THERAPY MANAGEMENT GROUP LLC	Form 5500 Non Filed	5202 S SUNSHINE DR NAAMC/HC	PHOENIX	AZ	85044	4	1,479.70	8,473.03	5	2,705.20	5,731.37	12	5,150.85	14,204.28	16,130.23
WESTCARE FOUNDATION INC	64 or 60 Benefits Provided	PO BOX 8674 NUC EXPRESS	ST LOUIS	MO	63166	2	8,231.00	12,711.87	3	905.40	1,446.45	4	4,134.21	14,200.82	16,134.53
EDWARD S JONES & CO LP	64 or 60 Benefits Provided	22205 MANHATTEN RD	ST LOUIS	MO	63166	2	2,815.57	12,272.87	3	879.9	1,189.16	7	5,054.95	14,614.04	16,100.00
PARSONS BRINCKERHOFF (PBB) (PBB)	Form 5500 Non Filed	PO BOX 285 NUC EXPRESS	ST LOUIS	MO	63166	2	2,999.00	9,299.00	3	706.00	8,299.00	4	2,658.00	14,441.00	16,100.00
CELESTIAL PARTNERS LLP	Neither 64 or 60 Benefits Provided	6300 W DELAWARE DR	LAS VEGAS	NV	89103	4	2,181.53	8,056.56	5	3,332.51	4,106.46	5	4,451.24	13,842.54	16,101.24
TANOR BEACH CLUB LLC	Form 5500 Non Filed	12225 GREENVILLE AVE STE 300	DALLAS	TX	75243	4	2,094.24	6,094.24	9	2,090.12	7,100.02	14	4,946.38	13,286.00	16,230.24
SAGE RIDGE SCHOOLS	Neither 64 or 60 Benefits Provided	2115 CROSSCROW CT	RENO	NV	89511	1	1,353.51	12,185.32	2	105.79	4,100.05	5	1,947.71	16,285.58	16,233.00
PETERSEN 7 LLC	Form 5500 Non Filed	2160 MOUNTAIN CITY #204	ELMO	WV	89061	1	1,817.26	6,210.59	4	1,142.53	6,516.72	8	1,481.18	14,717.51	16,217.60
TOAST OUTDOOR MEDIA INC	Form 5500 Non Filed	2012 WESTERN AVE	LAS VEGAS	NV	89102	1	1,276.86	11,000.26	2	1,130.51	8,708.10	4	1,616.77	14,709.38	16,206.13
EUGENE BURGER RAMAY CORP OF NV	Form 5500 Non Filed	PO BOX 283 NUC EXPRESS	ST LOUIS	MO	63166	4	2,036.78	14,859.64	5	546.42	906.30	4	2,581.40	15,541.54	16,139.54
DEAN DAIRY FLUIDS LLC	Form 5500 Non Filed	1405 N 98TH ST	KANSAS CITY	KS	66111	4	1,264.52	9,279.75	5	1,103.45	6,640.65	6	2,303.58	15,742.32	16,107.80
GREENHOUSE GARDENS CENTER INC	Form 5500 Non Filed	2400 S CLIFTON ST	KANSAS CITY	KS	66111	4	471.26	3,517.74	5	1,107.00	6,517.75	6	1,639.38	12,426.49	16,074.83
COLLINS INC	Form 5500 Non Filed	3102 STEUBENS DR	LAVELLE	WV	26030	4	1,331.88	6,029.62	5	1,108.80	6,009.57	6	2,009.70	12,041.20	16,044.60
MEDICAL SOLUTIONS LLC	64 or 60 Benefits Provided	3032 N 102ND ST STE 200	OMAHA	NE	68114	4	2,002.00	10,474.87	5	2,490.45	2,452.32	7	5,093.43	12,938.00	16,029.52
BDD USA LP	Neither 64 or 60 Benefits Provided	PO BOX 8674 NUC EXPRESS	ST LOUIS	MO	63166	4	1,190.75	10,797.71	5	2,088.00	3,993.45	6	3,289.34	14,729.50	16,018.50
VEAS BORN BROTHS LLC	Form 5500 Non Filed	1405 W YORKMIRE AVE STE 6	LAS VEGAS	NV	89103	1	1,104.41	8,671.61	2	1,108.18	5,748.00	13	1,528.03	14,418.21	16,012.14
HELLO NEVADA INC	Form 5500 Non Filed	8840 WINDLAND RD STE 200	ORLANDO	FL	32811	2	2,854.24	10,466.78	3	1,748.50	2,833.62	5	4,701.43	15,900.25	16,001.83
W A RICHARDSON BUILDERS LLC	Form 5500 Non Filed	895 S SUNSET ROAD	LAS VEGAS	NV	89119	1	800.00	7,164.96	5	1,775.58	6,221.60	10	4,573.65	13,686.01	15,960.28
SCW INC	Form 5500 Non Filed	5555 S RAINBOW BLVD	LAS VEGAS	NV	89146	4	8,122.00	12,837.71	4	751.51	1,244.04	10	3,865.81	14,679.76	15,940.50
CAVALLI INC	Form 5500 Non Filed	2000 WESTERN BLVD RD 2	INDIANAPOLIS	IN	46204	2	1,079.00	4,139.00	4	2,178.04	4,000.00	13	2,144.20	14,744.20	15,942.42
FT FINANC INC	Form 5500 Non Filed	7158 W PINE DR STE 100	INDIANAPOLIS	IN	46204	4	1,141.00	8,766.14	5	709.21	6,551.43	8	2,100.24	14,200.14	15,941.88
REPURE INC	Form 5500 Non Filed	PO BOX 283 NUC EXPRESS	ST LOUIS	MO	63166	4	1,517.31	10,663.32	5	2,232.45	3,669.53	6	3,554.84	14,545.15	15,903.10
HIGH DESERT PLUMBING LLC	Form 5500 Non Filed	131 CONEY ISLAND DR	SPRING	NV	89411	2	1,722.81	13,310.88	4	1,088.66	1,763.13	5	2,761.07	15,083.51	15,873.50
CAL-MAXX GOLF MANAGEMENT LLC	Form 5500 Non Filed	8555 SILVERLAKE DR	RENO	NV	89506	1	1,141.94	13,077.66	2	402.12	1,884.50	4	1,784.45	15,068.05	15,864.50
VALLEY LAWN CARE LLC	Form 5500 Non Filed	4780 W DEWEY DR STE 117	LAS VEGAS	NV	89118	1	1,188.81	7,236.88	4	3,478.08	5,738.21	12	4,808.76	12,971.08	15,839.84
MJ MATERIALS CORP	64 or 60 Benefits Provided	1703 S FAULSTON CENTER DR FL B	LAS VEGAS	NV	89135	1	2,907.04	10,797.97	2	1,557.85	2,567.73	7	4,484.84	13,305.57	15,830.14
BRANDA LLC	Form 5500 Non Filed	6125 S FORT AARON RD STE 200	LAS VEGAS	NV	89148	1	1,228.48	11,051.46	2	786.54	4,681.21	5	2,025.15	15,747.29	15,772.64
THE HOUSE OF FLAVOR INC	Form 5500 Non Filed	PO BOX 29813	LAS VEGAS	NV	89120	1	3,849.00	11,383.45	2	1,138.10	1,879.11	5	4,593.14	13,229.59	15,762.08
FINCOP LAMBS MANAGEMENT LLC	Form 5500 Non Filed	3000 S LEGACIO DR	PHOENIX	AZ	85004	4	2,179.00	11,014.88	5	2,175.00	2,009.18	13	2,158.06	14,409.00	15,749.60
WESTERN SHERIDAN UNIVERSITY	Form 5500 Non Filed	8801 S 1700 E STE 300	SALT LAKE CITY	UT	84107	4	2,156.50	8,438.70	5	1,310.05	3,817.56	6	4,471.25	13,217.26	15,719.61
FOOD BANK OF NORTHERN NEVADA	Form 5500 Non Filed	500 ITALY DR	SPRING	NV	89417	4	3,476.28	11,240.32	4	1,110.40	1,907.99	12	4,469.00	13,068.12	15,678.02
BARREMAN USA LLC	64 or 60 Benefits Provided	3151 CROSS AVE	POCO BUENA	CA	94044	4	2,299.00	14,109.80	2	102.72	812.87	4	2,461.78	15,007.47	15,659.45
SCODICE LLC	64 or 60 Benefits Provided	1600 AMMOTHICHA PEAK	MOUNTAIN VIEW	TX	98043	4	1,761.43	15,890.64	5	1	1	4	1,761.43	15,890.64	15,656.27
BLACK EAGLE CONSULTING LLC	Form 5500 Non Filed	1145 CAPITAL BL WA	RENO	NV	89502	1	2,283.51	14,969.71	2	146.00	241.80	9	2,427.23	15,211.52	15,618.73
SIEMENS INDUSTRIAL INC	Form 5500 Non Filed	PO BOX 283 NUC EXPRESS	ST LOUIS	MO	63166	4	8,002.17	13,200.94	5	545.14	891.97	5	5,543.31	14,092.01	15,616.32
THE TECH	Form 5500 Non Filed	102 W MESQUITE BLVD	MESQUITE	TX	75067	1	1,100.00	10,340.37	5	1,006.40	4,300.75	12	1,027.33	14,514.07	15,611.40
CON-WARE WAREHOUSE INC	Form 5500 Non Filed	PO BOX 8674 NUC EXPRESS	ST LOUIS	MO	63166	4	2,165.50	10,540.37	5	1,174.10	2,925.63	6	4,140.46	13,486.20	15,609.48
BARBERS CONFRANES LLC THE	64 or 60 Benefits Provided	10110 W MARSHALL HWY	LAS VEGAS	NV	89135	4	1,146.48	10,700.38	4	748.81	4,434.34	8	2,104.16	13,121.24	15,566.60
ET FIB LLC	Form 5500 Non Filed	465 S MESAQUON PKWY W	RENO	NV	89513	4	2,940.16	9,685.00	5	2,084.11	2,873.08	11	4,154.27	13,513.81	15,458.03
DAISO CALIFORNIA LLC	Form 5500 Non Filed	3002 BREKERSWATE CT	HAYWARD	CA	94544	7	3,135.15	11,345.11	2	371.26	2,397.70	8	3,472.86	13,747.27	15,409.23
COLUMBIA BRANDS USA LLC	Form 5500 Non Filed	14075 NW SCIENCE PARK DR	PORTLAND	OR	97226	1	1,214.43	4,001.89	2	1,646.10	6,501.01	10	4,897.75	12,504.74	15,402.67
PERSONAL BRANDS OF NEVADA	Form 5500 Non Filed	9500 W FLAMINGO RD #204	LAS VEGAS	NV	89147	1	926.13	8,341.56	2	4,435.18	5,683.10	10	3,360.69	14,002.87	15,391.56
WALTERS AND MASON RETAIL	64 or 60 Benefits Provided	150 W CHURCH AVE	MARVILLE	TX	77661	1	2,093.17	7,625.97	5	2,771.81	4,871.81	10	4,861.13	12,498.78	15,385.91
SABRES YARDIAN INC	Form 5500 Non Filed	8925 ENERGY WAY	RENO	NV	89502	4	1,175.97	10,581.97	4	846.42	6,732.87	6	2,024.60	15,134.31	15,318.79
PREMIER FREEDOM ASSOCIATES	Form 5500 Non Filed	3811 W HORTON HIGHWAY FRYE STE 200	PHOENIX	NV	89513	2	1,007.07	6,174.17	5	1,707.06	6,247.00	6	4,970.73	12,977.01	15,277.84
AMERICAN VINE CANNERS INC	Form 5500 Non Filed	1706 MARSH DR STE 100	PHOENIX	AZ	85009	4	1,146.48	7,779.16	4	2,077.40	4,399.12	8	4,234.84	12,100.00	15,266.84
ALBERTS SERVICES LLC	Form 5500 Non Filed	3400 MARSH ST # 4	PHILADELPHIA	PA	19104	4	2,514.24	10,018.00	5	1,512.05	2,273.35	5	4,029.00	12,214.35	15,251.38
BEHRYS CASINO INC	Form 5500 Non Filed	1180 W NEWLANDS DRIVE	FERNLEY	NV	89408	11	1,455.50	11,750.31	8	1,108.84	2,718.91	21	2,772.33	14,478.48	15,250.56
HAYES & FRYA MGS LTD	Form 5500 Non Filed	3480 DOUGLAS DIAMOND PKWY STE 200	RENO	NV	89511	4	3,547.41	10,224.52	2	1,978.88	2,244.24	4	4,738.05	12,468.78	15,217.41
DL & S INC	Form 5500 Non Filed	805 S DURANGO DR	LAS VEGAS	NV	89113	1	1,180.21	14,221.31	2	105.15	831.00	7	2,085.74	15,056.21	15,142.04
1ST PARADISE PERSONAL CARE	Form 5500 Non Filed	1210 POLARIS AVE STE 2	LAS VEGAS	NV	89102	1	1,177.41	14,198.73	2	492.02	907.80	5	2,037.00	15,104.52	15,141.82
NEVATRONX LLC	Form 5500 Non Filed	4120 W WINDMILL LN 301	LAS VEGAS	NV	89116	1	2,276.00	8,823.16	5	2,239.45	3,728.10	5	4,534.44	12,547.46	15,081.00
SOUND PHYSICIAN EMERGENCY MEDICINE OF NEVADA RESILUR PLC	Form 5500 Non Filed	1488 PALMCRE AVE STE 400	TACOMA	WA	98402	1	1,705.10	11,392.14	0	1	1	5	1,705.10	15,100.24	15,050.71
LANEY'S BERRY CAJAL	Form 5500 Non Filed	1175 BRICKLEY ST STE 100	PHOENIX	AZ	85018	1	1,214.00	6,282.00	2	2,137.00	8,951.11	4	2,611.78	11,667.89	15,039.63
HEORY SOCIAL INC	Form 5500 Non Filed	7561 W ARDEN AVE STE 110	LAS VEGAS	NV	89113	1	1,702.51	10,313.10	5	1	1	5	1,702.51	15,131.51	15,026.52
LI DTM LLC	64 or 60 Benefits Provided	1002 OVAL ST STE 100	NEWPORT BEACH	CA	92660	4	1,410.18	9,872.87	2	947.40	4,748.31	4	2,366.42	14,600.00	15,017.02
CRYSTAL BAY CASINO LLC	Form 5500 Non Filed	PO BOX 874 STATE ST 28	CRYSTAL BAY	NV	89414	1	2,043.41	9,866.00	2	1,654.40	2,736.90	4	4,438.72	12,887.60	15,006.37
BUILD-A-BEAR WORKSHOP INC	64 or 60 Benefits Provided	1054 INNERSITE BUSINESS CENTER DR	DUBLIN	MD	63412	1	1,096.43	11,300.10	1	1	1	5	1,096.43	15,100.51	15,000.50
BATTERBLLS, INC.	Form 5500 Non Filed	12111 111TH AVE NE STE 100	KIRKLAND	WA	98034	4	4,150.80	7,716.56	4	1,892.25	8,405.00	8	5,843.05	13,121.05	15,064.70
CLARK & SULLIVAN CONSTRUCTORS	Form 5500 Non Filed	305 INDUSTRIAL HWY	SPRING	NV	89414	4	2,132.28	11,805.89	5	1,108.89	1,840.65	6	3,246.90	13,000.54	15,005.49
MP MANAGEMENT GROUP LLC															

Appendix

BAYTHEON COMPANY	44 or 41 Benefits Provided	PO BOX 7000	GREENVILLE	TX	75401	1	5	6903.51	6,232.84	5	5,604.25	5	7,203.73	4	5	2,294.57	5	13,506.57	5	15,805.14	
GREENLUN MEDIA GROUP LLC	Form 5500 Non Filed	2275 CORPORATE DR STE 300	HENDERSON	NV	89074	4	5	1,576.64	14,207.78	1	-	-	-	4	5	1,576.64	5	14,207.78	5	15,784.42	
LAS VEGAS SUBURGICAR INC	Form 5500 Non Filed	PO BOX 280200 THOMAS & T	NASHVILLE	TN	37204	5	5	2,305.21	11,454.03	1	5	764.63	5	2,001.43	5	1,009.87	5	12,094.51	5	15,764.32	
MPII LLC	Form 5500 Non Filed	8879 SPRING MOUNTAIN RD	LAS VEGAS	NV	89122	5	5	1,195.92	10,754.96	5	4,437.40	5	2,366.46	5	5	2,642.32	5	13,124.56	5	15,756.88	
MICROS CENTRAL, LLC	Form 5500 Non Filed	3840 W SHANNING RD STE 110-155	LAS VEGAS	NV	89107	5	5	2,080.59	4,428.56	5	5,229.51	5	5,127.72	7	5	5,990.28	5	9,802.31	5	15,747.57	
MIKEY'S MAJOR RESTAURANT INC	Form 5500 Non Filed	3907 LAS VEGAS BLVD	HENDERSON	NV	89003	5	5	1,002.28	11,280.89	5	820.25	5	2,901.26	5	5	2,501.96	5	11,250.21	5	15,735.21	
NETTERBIO LLC	Form 5500 Non Filed	1461 GIBBS ST STE 414	HENDERSON	NV	89033	4	5	1,640.15	6,617.35	5	5	4,620.51	5	5	5	4,620.51	5	11,230.25	5	15,717.26	
OCEANASYS STAFFING SOLUTIONS, LLC DBA FOODSERVICE STAFFING	Form 5500 Non Filed	2105 S E CAROLINA RD STE 206	OCEANASYS	CA	92064	2	5	2,971.31	4,933.13	5	5	5,178.47	5	5	5	9,450.20	5	9,443.81	5	15,693.31	
THAN FITNESS Nevada LLC	Form 5500 Non Filed	2127 MIDWAY AV	CARROLLTON	TX	75006	5	5	1,297.17	11,674.55	5	5	1,033.34	5	5	1,686.78	5	2,820.51	5	13,501.31	5	15,683.84
SWATCH GROUP US INC, THE	44 or 41 Benefits Provided	703 WATERFORD WAY STE 400	MAHAR	FL	33136	5	5	712.01	6,776.00	5	834.12	5	7,339.80	4	5	1,567.28	5	14,105.41	5	15,672.76	
ROSS CO CONSTRUCTION INC	Form 5500 Non Filed	9320 LEON AVE STE 41	LAS VEGAS	NV	89130	5	5	1,566.63	14,099.85	5	-	-	-	5	5	1,566.63	5	14,099.85	5	15,666.50	
B N D PLASTERING INC	Form 5500 Non Filed	1577 GIBSON RD STE 100	HENDERSON	NV	89014	4	5	1,466.89	5,818.39	4	5	2,364.70	5	5	6,811.51	5	9,011.39	5	12,615.54	5	15,644.73
STRIP HOUSE RESTAURANT LAS VE	Form 5500 Non Filed	3847 LAS VEGAS BLVD	LAS VEGAS	NV	89109	5	5	1,062.92	5,566.31	5	5	1,163.92	5	5	2,486.77	4	5	14,143.07	5	15,639.82	
TAPPA ENTERPRISES INC	Member 44 or 41 Benefits Provided	3807 WESTVIEW BLVD	MARYSVILLE	CA	95970	5	5	1,161.06	10,471.54	5	5	804.42	5	5	1,960.87	5	5	11,057.40	5	15,624.52	
CHRISTIAN DINE INC	Form 5500 Non Filed	PO BOX 284 LAS VEGAS BLVD	ST LOUIS	MO	63108	4	5	3,101.68	5,700.35	5	5	1,586.24	5	5	2,916.26	5	5	11,047.76	5	15,622.02	
ALVIN THE FAMILY W LLC	Form 5500 Non Filed	3842 ELEGANT WAY	SAN DIEGO	CA	92130	4	5	2,469.23	6,217.23	5	5	2,726.02	5	5	2,726.02	5	5	11,976.26	5	15,622.03	
MENOSDA ENTERPRISES INC	Form 5500 Non Filed	8335 S VIRGINIA ST	RENO	NV	89513	4	5	2,293.27	11,888.13	5	5	520.75	5	5	2,814.02	5	5	12,746.48	5	15,561.11	
GLARIFIED DATE INC	44 or 41 Benefits Provided	3840 N RIVERSHORE AVE	CHICAGO	IL	60613	1	5	1,016.12	9,523.67	5	5	802.24	5	5	1,908.22	5	5	11,564.42	5	15,473.07	
ALUMETAL INC	Member 44 or 41 Benefits Provided	1 PERCE PLACE STE 500	FRASCA	IL	60543	4	5	1,175.08	11,721.81	5	-	-	-	4	5	1,175.08	5	11,721.81	5	15,466.89	
F W MCCLENNAN CO	Form 5500 Non Filed	2701 PALM AVENUE	SAN MATEO	CA	94403	5	5	1,621.94	11,774.99	5	5	780.22	5	5	2,391.96	5	5	13,042.57	5	15,433.54	
GALEPAD GARDENS INC	Form 5500 Non Filed	1000 LAS VEGAS BLVD STE 1200	LAS VEGAS	NV	89109	5	5	1,188.86	9,251.04	5	5	1,480.55	5	5	2,849.21	5	5	11,518.36	5	15,367.51	
JOHN ENGINEERING INC	Member 44 or 41 Benefits Provided	3000 S JONES BLVD STE 400	BOCA RATON	FL	33433	5	5	1,200.72	12,009.32	5	5	153.00	5	5	2,034.94	5	5	11,181.71	5	15,275.70	
WESTPORT FAMILIES RECREATION	Form 5500 Non Filed	300 CANTON BLVD STE 4	BOCA RATON	FL	33433	5	5	1,164.48	9,390.74	5	5	177.24	5	5	2,124.94	5	5	11,216.64	5	15,266.64	
SUNSH CONSTRUCTION INC	Form 5500 Non Filed	3000 W SUNSET BLVD WASH	LOS ANGELES	CA	90008	5	5	2,470.51	7,463.57	5	5	796.75	5	5	3,269.40	5	5	11,520.95	5	15,250.96	
TAKE TWO VEGAS, LLC	Form 5500 Non Filed	110 W 44TH ST	NEW YORK	NV	10964	5	5	1,416.80	12,743.00	5	5	374.86	5	5	1,791.76	5	5	13,458.76	5	15,204.66	
POLOLO CORPORATION	Form 5500 Non Filed	300 PULLEY RD	LOS ANGELES	CA	90018	4	5	1,189.33	9,345.51	5	5	1,056.17	5	5	2,139.20	5	5	11,081.76	5	15,200.99	
GREENLAND SUPER MARKET INC	Form 5500 Non Filed	8850 SPRING MOUNTAIN ROAD	LAS VEGAS	NV	89146	5	5	1,584.83	11,375.28	5	5	45.24	5	5	1,630.56	5	5	11,572.82	5	15,201.46	
MAH ROD LLC	Form 5500 Non Filed	1805 W AETLEMAN LN STE F	LODI	CA	95242	5	5	1,993.10	11,793.38	5	5	589.15	5	5	2,479.41	5	5	12,775.41	5	15,195.05	
ELLWORTH CORPORATION	44 or 41 Benefits Provided	W22PKR205 WASHINGTON DR	GRANDMASTON	MA	01802	5	5	832.27	1,393.89	5	5	432.47	5	5	5,446.74	5	5	6,975.41	5	15,121.17	
SNV CONSTRUCTION, LLC	Form 5500 Non Filed	2615 S DECATUR BLVD	LAS VEGAS	NV	89120	5	5	977.90	6,622.65	5	5	1,077.02	5	5	2,075.52	5	5	11,038.08	5	15,114.48	
THAN ELECTRICAL CONTRACTING	Form 5500 Non Filed	3400 WAGGON DR UNIT 100	RENO	NV	89502	5	5	1,060.77	2,008.69	5	5	4,000.00	5	5	5,060.77	5	5	6,121.46	5	15,092.92	
CLASH SOFTWARE INC	44 or 41 Benefits Provided	2805 GILBERT ST #15	SAN MATEO	CA	94403	5	5	1,406.01	11,471.34	5	5	5	5	5	1,406.01	5	5	11,471.34	5	15,063.62	
ALPINE RECORDING CORP INC	Form 5500 Non Filed	25 08RD ST	SPANISH	NV	89413	5	5	1,816.64	6,493.13	4	5	1,823.47	5	5	2,429.21	5	5	14,964.21	5	15,064.83	
SHANTIC CONSULTING SERVICES INC	44 or 41 Benefits Provided	2133 W 99RD RD STE 300	CHANDLER	AZ	85226	5	5	2,805.78	10,204.41	5	5	614.08	5	5	1,440.80	5	5	11,479.58	5	15,017.85	
S-MARKET INC	Form 5500 Non Filed	366 W SPRING VALLEY COURT	SPRING CREEK	NV	89171	5	5	1,917.10	7,612.11	10	5	1,101.71	5	5	2,008.54	18	5	9,708.35	5	14,889.27	
FRESH MEAT INC	Form 5500 Non Filed	764 S VIRGINIA ST	RENO	NV	89501	5	5	1,578.68	12,739.42	5	5	205.00	5	5	1,783.67	5	5	13,075.71	5	14,815.40	
SMELL & WEINER LLP	44 or 41 Benefits Provided	1 E WASHINGTON ST STE 2000	PHOENIX	AZ	85004	4	5	1,481.08	11,329.71	5	-	-	-	4	5	1,481.08	5	11,329.71	5	14,810.79	
CHRYSLER INC	Form 5500 Non Filed	3480 NEIL ROAD #102	RENO	NV	89502	5	5	1,717.23	6,866.85	4	5	1,530.17	5	5	2,609.67	4	5	11,539.69	5	14,760.64	
CARDINAL HEALTH 484 LLC	Form 5500 Non Filed	PO BOX 283 LAS VEGAS BLVD	ST LOUIS	MO	63102	5	5	1,113.06	11,987.00	5	5	541.14	5	5	1,674.24	5	5	12,679.24	5	14,752.70	
CSL SERVICES LLC	Form 5500 Non Filed	4100 WINDSOR BLVD STE 800	LOS ANGELES	CA	90024	5	5	1,416.08	11,366.89	5	5	1,416.08	5	5	1,416.08	5	5	11,366.89	5	14,746.88	
BASIC FOOD PRODUCTS INC	Form 5500 Non Filed	8900 E CRENSHAW DR	LOS ANGELES	NV	89503	5	5	2,124.01	12,616.72	5	-	-	-	5	5	2,124.01	5	12,616.72	5	14,740.73	
PACIFIC FLOORS INC	Form 5500 Non Filed	827 MAD MAD RD	LAS VEGAS	NV	89103	2	5	3,933.15	4,854.70	5	5	1,096.15	5	5	2,055.78	4	5	12,700.28	5	14,738.07	
SEAN & CLASSY T & ASSOCIATES	Form 5500 Non Filed	4102 MEADOWS LN STE 100	LAS VEGAS	NV	89107	5	5	1,141.51	11,281.02	5	5	438.15	5	5	1,580.34	5	5	11,682.78	5	14,663.10	
WESTROCK SERVICES LLC	Form 5500 Non Filed	1000 ABERNATHY RD STE 125	ATLANTA	GA	30328	5	5	1,471.33	11,871.53	5	5	480.28	5	5	2,140.66	5	5	12,476.01	5	14,638.87	
PACIFIC SWEAVER STORE CORP	Member 44 or 41 Benefits Provided	1402 E MIRALOMA AVE	ANAHEIM	CA	92806	4	5	672.38	6,038.68	4	5	2,830.51	5	5	5,951.29	5	5	11,133.98	5	14,637.75	
VN ENTERPRISES	Form 5500 Non Filed	2535 MOUNTAIN CITY HWY	EVANSTON	IL	60920	4	5	708.68	6,058.18	14	5	2,888.44	5	5	4,606.52	21	5	10,940.46	5	14,631.61	
NORTH HAVEN ENTERPRISE LLC	44 or 41 Benefits Provided	337 SANDOVER AVE STE A	BROOKFIELD	CT	06007	16	5	950.98	9,705.50	4	5	1,478.78	5	5	2,831.41	22	5	11,907.61	5	14,627.11	
WEST HONOR CORP, LLC	Form 5500 Non Filed	4000 W BAYVIEW AVENUE	CHICAGO	IL	60641	5	5	2,100.00	9,207.50	4	5	4,077.00	5	5	4,000.00	4	5	9,004.00	5	14,602.00	
BRANDSTON HEAT FARMERS SCHEDULE 1P	44 or 41 Benefits Provided	462 27TH ST STE 200	SENOUR	IL	60571	5	5	811.71	7,465.11	5	5	626.95	5	5	1,458.28	5	5	11,512.31	5	14,561.03	
SUTHERLAND CONSTRUCTION DEV I	Form 5500 Non Filed	121 MANCHO MARINA CT	LAS VEGAS	NV	89148	5	5	891.22	7,734.38	8	5	5,561.11	5	5	6,297.00	14	5	4,542.32	5	14,573.77	
PROFESSIONAL CONCRETE SERVICES	Form 5500 Non Filed	4146 MISSISSIPPI PALM ST	LAS VEGAS	NV	89130	4	5	2,096.61	9,805.65	5	5	1,005.17	5	5	1,510.45	5	5	11,463.11	5	14,560.56	
FLEET HEATING & AIR INC	Form 5500 Non Filed	PO BOX 51300	SPARKS	NV	89415	5	5	1,866.75	5,471.89	5	5	1,029.25	5	5	2,895.95	5	5	11,668.64	5	14,564.59	
SMART CLEANING SOLUTIONS LLC	Form 5500 Non Filed	1040 W BROOKS AVE	NORTH LAS VEGAS	NV	89032	5	5	1,138.73	6,593.73	5	5	881.79	5	5	1,809.87	5	5	12,739.28	5	14,559.73	
DBI TECH CORPORATION	Form 5500 Non Filed	1340 W BOWENLAND BLVD	LAS VEGAS	NV	89119	4	5	2,474.69	10,078.80	5	5	730.20	5	5	3,209.89	5	5	11,289.56	5	14,492.05	
MOUNTAIN HOOD ENTERPRISE LLC	Form 5500 Non Filed	3680 MOUNTAIN HOOD ST	LAS VEGAS	NV	89126	5</															

Appendix

REC OF GALLO, LLC	Perm 5500 Non-Filed	4736 MADRUE AVE	LAS VEGAS	NV	89004	1	5	1,517.62	5	11,858.58	5	5	5	1,517.62	5	11,858.58	5	11,376.20	
CONCRETE TRUCKING CORP	Perm 5500 Non-Filed	3685 SO SUPERIOR TERRACE	CARSON CITY	NV	89706	10	5	1,687.80	5	6,807.45	5	5	5	1,687.80	5	2,966.80	10	5	13,349.42
WORLD MARKET, LLC	64 or 40 Beneficial Provided	1201 MARINA VILLAGE HWY	ALAMOGADO	CA	94002	4	5	1,514.20	5	11,829.20	5	5	5	1,514.20	5	11,829.20	5	11,346.32	
K-C GROUP INTERNATIONAL INC	Perm 5500 Non-Filed	8930 BROADWAY PL - 4TH FLOOR DR ANNE CHENG	LOS ANGELES	CA	90007	4	5	1,252.54	5	10,213.55	5	5	5	1,252.54	5	10,213.55	5	11,466.41	
ALCALI SECURITY CONTRACTING I	Perm 5500 Non-Filed	PO BOX 45904 NASSAU CO	RANDOLPH COUNTY	GA	30761	2	5	1,131.50	5	10,383.35	5	5	5	1,131.50	5	10,383.35	5	11,081.25	
UNICOR INC	64 or 40 Beneficial Provided	301 E THOMAS RD STE 210	PHOENIX	AZ	85004	2	5	997.74	5	10,246.19	5	5	5	997.74	5	10,246.19	5	11,246.19	
CELESTIAN AVIATION INC	Perm 5500 Non-Filed	1830 W CENTER BLVD	LAS VEGAS	NV	89103	2	5	2,100.85	5	8,745.52	5	5	5	2,100.85	5	10,846.37	5	11,046.37	
FEDERICK LLC	Perm 5500 Non-Filed	26 BARNES INDUSTRIAL RD N	WALLINGBORO	CT	06092	2	5	1,048.24	5	5,264.18	5	5	5	1,048.24	5	4,657.34	5	11,210.12	
HENDERSON DEFENSE INDUSTRIES	Perm 5500 Non-Filed	2771 INDUSTRIAL RD	LAS VEGAS	NV	89109	4	5	905.85	5	1,025.58	5	5	5	905.85	5	5,686.48	10	5	12,822.80
HEALTHCARE CLINICAL EMPLOYEE SERVICES, INC	64 or 40 Beneficial Provided	2035 CORTE DEL ROSARIO STE 200	CARLSBAD	CA	92011	1	5	1,138.00	5	10,270.11	5	5	5	1,138.00	5	5,776.14	5	11,796.88	
PI RESTAURANT GROUP	Perm 5500 Non-Filed	7336 W POST RD STE 100	LAS VEGAS	NV	89113	1	5	1,031.84	5	8,864.78	5	5	5	1,031.84	5	5,536.50	5	11,741.21	
NEVADA DISCOVERY MUSEUM, THE	Perm 5500 Non-Filed	4965 CENTER ST	RENO	NV	89501	4	5	1,510.43	5	10,811.17	5	5	5	1,510.43	5	10,811.17	5	11,722.60	
CELESTE TAVRING INC	Perm 5500 Non-Filed	2112 LOCKWOOD POINT CIR	LAS VEGAS	NV	89117	12	5	840.51	5	7,568.14	5	5	5	840.51	5	2,930.38	5	10,509.51	
CELESTIAN BUILDERS INC	Perm 5500 Non-Filed	122 CASSIA WAY	HENDERSON	NV	89014	4	5	981.26	5	8,250.53	5	5	5	981.26	5	4,959.55	5	11,499.37	
CELESTIAN GROUP, THE	Perm 5500 Non-Filed	70-2605 36TH	ROSELAND	CA	90660	2	5	1,009.58	5	1,089.30	5	5	5	1,009.58	5	2,098.88	5	11,688.66	
WESTWOOD PROFESSIONAL SERVICES, INC	64 or 40 Beneficial Provided	12701 WHITEHARTS DR STE 300	MINNETONKA	MN	55344	4	5	810.00	5	7,732.40	5	5	5	810.00	5	2,051.20	5	10,556.60	
LA LAS VEGAS LLC	Perm 5500 Non-Filed	1877 LAS VEGAS BLVD S	LAS VEGAS	NV	89109	4	5	2,155.15	5	1,940.51	5	5	5	2,155.15	5	4,449.50	5	11,655.47	
CENTRAL UTAH COUNTY FIBER PROF	Perm 5500 Non-Filed	346 DAYTON VALLEY RD STE 106	DAYTON	NV	89401	1	5	1,100.00	5	11,340.76	5	5	5	1,100.00	5	1,241.82	5	11,602.48	
LUMINAIRE HOME LOGS, INC	64 or 40 Beneficial Provided	2125 S WATKINS ST STE 200	MINNEAPOLIS	MN	55405	2	5	2,193.17	5	2,610.83	5	5	5	2,193.17	5	6,724.68	5	12,658.87	
RAYCO DRIFWALL	Perm 5500 Non-Filed	270 CHEAM ST	RENO	NV	89503	2	5	813.90	5	4,900.23	5	5	5	813.90	5	2,254.34	5	11,577.13	
FINNEY V.C. LLC	Perm 5500 Non-Filed	6385 NOTH HORN WAY	LAS VEGAS	NV	89108	4	5	809.85	5	7,285.45	5	5	5	809.85	5	4,620.81	5	11,573.67	
MERCURY CLEANING SERVICES LLC	Perm 5500 Non-Filed	4424 S SANDRA AVE STE 0	LAS VEGAS	NV	89104	2	5	997.74	5	8,044.13	5	5	5	997.74	5	2,907.90	5	11,568.23	
AMERICANWAY AIR NORTH AMERICA	Beneficial 64 or 40 Beneficial Provided	4605 DAVIS ST	DENVER	CO	80217	2	5	2,217.47	5	8,708.12	5	5	5	2,217.47	5	3,130.87	5	11,451.48	
S.W. PRODUCTIONS	Perm 5500 Non-Filed	26800 SOUTHERN HIGHWAYS	INDIANAPOLIS	IN	46254	2	5	1,476.78	5	11,021.21	5	5	5	1,476.78	5	1,476.78	5	11,518.18	
ERAGON & PINE INC	Perm 5500 Non-Filed	20000 W CHARLESTON BLVD STE 200	LAS VEGAS	NV	89135	2	5	1,560.41	5	10,225.47	5	5	5	1,560.41	5	4,757.87	5	11,450.52	
LS MECHANICAL LIMITED COMPANY	64 or 40 Beneficial Provided	475 S 6400 W	PEASANT GROVE	UT	84062	1	5	1,786.37	5	7,886.37	5	5	5	1,786.37	5	2,021.23	5	11,327.10	
HEADWAY PATRIOT SOLUTIONS LLC	Perm 5500 Non-Filed	1100 SHAKERTREE CT STE 100	RALEIGH	NC	27604	4	5	1,230.85	5	11,078.55	5	5	5	1,230.85	5	11,078.55	5	11,309.50	
WESCO DISTRIBUTION INC	64 or 40 Beneficial Provided	225 W STATION CIR DR #100	PITTSBURGH	PA	15110	2	5	1,421.41	5	4,881.87	5	5	5	1,421.41	5	4,240.00	5	11,281.50	
PARTNERS IN PRIMARY CARE NW PC	Perm 5500 Non-Filed	823 W MAIN ST STE 800	LOUISVILLE	KY	40202	2	5	1,103.14	5	9,991.39	5	5	5	1,103.14	5	1,955.13	5	10,724.47	
SIENA GOLF COURSE	Perm 5500 Non-Filed	2610 W SANDRA AVE#100#100	LAS VEGAS	NV	89117	2	5	1,277.23	5	11,050.13	5	5	5	1,277.23	5	1,277.23	5	11,277.23	
BRENDA THE TRUCK CORPORATION	Perm 5500 Non-Filed	4025 W PLUMBING RD	LAS VEGAS	NV	89103	2	5	1,020.76	5	1,020.76	5	5	5	1,020.76	5	1,020.76	5	11,259.26	
THE FACILITY SERVICES LLC	Perm 5500 Non-Filed	275-2600	IRVING	TX	75039	2	5	1,021.20	5	1,021.20	5	5	5	1,021.20	5	1,021.20	5	11,212.20	
BARBARA RESTAURANT INC	Perm 5500 Non-Filed	345 N VIRGINIA ST	RENO	NV	89501	2	5	1,517.15	5	4,023.42	5	5	5	1,517.15	5	2,369.10	5	11,200.51	
CLUBS SERVICES INC	Perm 5500 Non-Filed	1300 NEIL WAY	RENO	NV	89502	4	5	1,210.00	5	10,950.00	5	5	5	1,210.00	5	1,210.00	5	11,171.73	
PURPLE TALLY PRODUCTIONS, INC	Perm 5500 Non-Filed	2248 W 96TH ST	BLOOMINGTON	IN	47401	1	5	877.78	5	8,777.88	5	5	5	877.78	5	1,099.55	5	11,108.55	
CITY OF BOULDER CITY	Perm 5500 Non-Filed	403 CALIFORNIA AVE	BOULDER CITY	NV	89005	2	5	1,033.17	5	5,837.27	5	5	5	1,033.17	5	1,033.17	5	11,149.99	
CLUMMING INC	64 or 40 Beneficial Provided	500 JACKSON ST	COLUMBUS	IN	47201	1	5	1,087.37	5	9,786.32	5	5	5	1,087.37	5	4,941.58	5	11,139.46	
VALLEY ELECTRIC ASSOCIATION	64 or 40 Beneficial Provided	PO BOX 237	PAINVILLE	NV	89401	4	5	724.10	5	4,754.90	5	5	5	724.10	5	1,629.88	5	11,087.72	
ORION ACADEMY	Perm 5500 Non-Filed	300 W WILLOW AVE #000	FALLON	NV	89405	1	5	1,122.00	5	8,200.11	5	5	5	1,122.00	5	2,121.48	5	11,028.39	
CUSTOMER RELATIONS LP	64 or 40 Beneficial Provided	2035 4TH ST STE 200	MINNEAPOLIS	MN	55405	2	5	1,031.54	5	7,064.66	5	5	5	1,031.54	5	2,217.06	5	11,018.61	
BARBARA ELECTRIC COMPANY INC	64 or 40 Beneficial Provided	11885 LAKELAND RD	SAN LEANDRO	CA	94588	2	5	726.00	5	6,624.30	5	5	5	726.00	5	2,433.42	5	11,012.63	
DELCO CRANE SERVICE INC	Perm 5500 Non-Filed	5454 SO ARBULE ST	LAS VEGAS	NV	89118	1	5	729.21	5	4,563.42	5	5	5	729.21	5	1,733.79	5	11,004.29	
WEST GENERATION DRIFWALL	Perm 5500 Non-Filed	1100 FREESTYLE NORTHWAY SE STE 113	SPARIS	NV	89411	1	5	1,187.20	5	10,676.00	5	5	5	1,187.20	5	1,187.20	5	11,863.95	
LAS VEGAS SUPERSTORE INC	Perm 5500 Non-Filed	4605 SPRING MTN RE	LAS VEGAS	NV	89102	1	5	1,416.28	5	8,234.86	5	5	5	1,416.28	5	2,379.30	5	11,793.82	
AT&T SERVICES INC	Perm 5500 Non-Filed	1030 PINE ST STE 400	SAN LOUIS	MO	63101	2	5	1,175.94	5	10,578.06	5	5	5	1,175.94	5	1,175.94	5	11,754.46	
SPREAD THE WORD NEVADA	Perm 5500 Non-Filed	2085 AMERICAN PACIFIC DR 160	HENDERSON	NV	89014	4	5	1,252.82	5	5,954.48	5	5	5	1,252.82	5	1,846.87	5	11,739.69	
BE BARBERS INC	Perm 5500 Non-Filed	PO BOX 638	MCKENZIE	TX	75970	2	5	1,421.20	5	1,041.10	5	5	5	1,421.20	5	1,421.20	5	11,693.18	
WESTCO CAR RENTALS INC	Perm 5500 Non-Filed	400 W MORGENTHAU BLVD	RENO	NV	89509	2	5	1,009.00	5	8,240.00	5	5	5	1,009.00	5	2,009.00	5	11,617.00	
STONED ON PRINTING LTD	Perm 5500 Non-Filed	385 S ARMY AVE	LAS VEGAS	NV	89113	4	5	715.45	5	8,264.53	5	5	5	715.45	5	2,857.77	5	11,605.80	
INE CONSTRUCTION INC	Perm 5500 Non-Filed	161 CROMB AVE	ELDORADO	NV	89814	4	5	961.07	5	1,402.74	5	5	5	961.07	5	1,648.80	11	5	11,605.87
FIRST CLASS PRESSURE WASHING SERVICES LLC	Perm 5500 Non-Filed	3605 W REDD AVE STE C	LAS VEGAS	NV	89118	1	5	1,077.50	5	9,350.99	5	5	5	1,077.50	5	1,104.71	5	11,625.11	
BU INDUSTRIES, LLC	Perm 5500 Non-Filed	389 S RUGGET AVE	SPARIS	NV	89411	1	5	806.00	5	7,282.82	5	5	5	806.00	5	2,240.55	7	5	11,616.47
CAREFREE PRACTICE RESOURCES	Beneficial 64 or 40 Beneficial Provided	3605 GRANT DRIVE	SPARIS	NV	89509	2	5	2,252.17	5	8,153.81	5	5	5	2,252.17	5	740.11	4	5	11,610.29
PULLMAN BREAD LLC	Perm 5500 Non-Filed	8288 TURTLE CREEK CIR	LAS VEGAS	NV	89113	1	5	1,142.08	5	10,218.06	5	5	5	1,142.08	5	1,142.08	5	11,549.62	
HONORS HOLDINGS MANAGEMENT LLC	Perm 5500 Non-Filed	120 WESTSTATE NORTHWAY SE STE 444	ATLANTA	GA	30309	2	5	1,155.78	5	10,401.06	5	5	5	1,155.78	5	1,155.78	5	11,557.40	
NEVADA ACADEMY OF ART	Perm 5500 Non-Filed	PO BOX 32281 SPRING AVENUE	SALT LAKE CITY	UT	84105	2	5	1,167.54	5	10,249.87	5	5	5	1,167.54	5	1,167.54	5	11,499.47	
VEGAS CLEANING AUTHORITY INC	Perm 5500 Non-Filed	1378 PINE ST STE D	LAS VEGAS	NV	89103	2	5	1,401.10	5	1,308.55	5	5	5	1,401.10	5	4,644.90	4	5	11,453.54
NEW TEAM LLC	64 or 40 Beneficial Provided	110 S BROWNARD BLVD #400	FT LAUDERDALE	FL	33301	2	5	806.68	5	7,208.93	5	5	5	806.68	5	1,844.20	5	11,408.08	
IMCO CONSULTANTS CORP	64 or 40 Beneficial Provided	4000 BLACKWATER COMMONS DR	TRUCKEE	CA	96160	1	5	1,138.88	5	10,245.74	5	5	5	1,138.88	5	1,138.88	5	11,388.60	
TRULUCE FANEE LUMBER CO	64 or 40 Beneficial Provided	F O BOX 303	TRUCKEE	CA	96160	1	5	1,161.88	5	9,866.77	5	5	5	1,161.88	5	1,161			



Appendix

SAPPORO GROUP (NEVADA) INC.	Form 5500 Non Filing	4937 W PETER RD	LAS VEGAS	NV	89116	4	5	1,214.31	5	7,782.98	1	5	486.12	5	821.00	5	1,712.45	5	8,694.01	5	10,310.69
ARNOLD MACHINERY COMPANY	Form 5500 Non Filing	7025 W MEMORIAL RD SPAYCO	DELRANEA CITY	OK	73142	1	5	2,126.00	5	5,104.25	4	5	1,008.54	5	1,662.30	5	1,538.60	5	6,786.64	5	10,303.24
BURXA COUNTY SCHOOL DISTRICT	Form 5500 Non Filing	PO BOX 249	DELRANEA	NV	89116	1	5	5,644.33	5	5,644.33	5	5	1,107.24	5	2,917.28	12	5	8,101.52	5	10,292.92	5
WHITING TURNER CONTRACTING CO	64 or 60 Beneficial Provided	8007 KOPPA RD	BALTIMORE	MD	21286	5	5	8,094.48	5	7,977.10	5	5	788.46	5	886.34	5	5	8,815.48	5	10,710.00	5
MARATHON STARTING CONNECTION INC	Form 5500 Non Filing	244 WESTWOOD RD	BALTIMORE	MD	21279	5	5	7,829.50	5	5,523.26	5	5	788.25	5	7,099.40	2	5	5,508.28	5	10,017.84	5
CENTRO SYSTEMS INC	Form 5500 Non Filing	8100 GARDNER BLVD SUITE 600	BEVERLY HILLS	CA	91204	5	5	1,462.00	5	2,248.00	5	5	4,027.00	5	4,027.00	13	5	2,049.75	5	10,173.75	5
HEALTHAMERICA CORP	64 or 60 Beneficial Provided	8710 W BETHANNA AVE STE 100	CHICAGO	IL	60631	4	5	1,812.00	5	4,075.00	5	5	1,372.00	5	2,872.00	13	5	1,124.25	5	6,817.25	5
PRECHESTERHOLDCORPERS LP	Neither 64 or 60 Beneficial Provided	PO BOX 283 NUC EXPRESS	ST LOUIS	MO	63166	5	5	1,474.48	5	7,943.86	5	5	243.71	5	463.70	5	5	1,752.20	5	10,085.53	5
GLAMERLIN LAS VEGAS BASEBALL	Form 5500 Non Filing	2805 S PAVILION CENTER DR	LAS VEGAS	NV	89135	1	5	936.24	5	8,426.15	2	5	205.25	5	437.00	5	5	1,203.59	5	8,883.54	5
TRADERWINDS BUILDING & DEV INC	Form 5500 Non Filing	1714 W. Bonanza Road	LAS VEGAS	NV	89106	5	5	1,210.70	5	5,909.48	5	5	637.85	5	2,181.36	4	5	1,888.63	5	8,092.81	5
GOLD BOWL LLC	Form 5500 Non Filing	55 N UNIVERSITY AVE STE 142	PROVO	UT	84061	5	5	997.37	5	8,860.37	5	5	-	5	-	5	5	997.82	5	8,860.37	5
CITY OF WEST WENDEOVER	Form 5500 Non Filing	P O BOX 2825	WEST WENDEOVER	NV	89861	5	5	705.84	5	2,874.66	5	5	880.28	5	5,596.57	5	5	1,386.13	5	8,576.75	5
SERRA MASONRY INC	Form 5500 Non Filing	1715 S WARM SPRINGS RD UNIT A	LAS VEGAS	NV	89119	5	5	1,166.20	5	2,586.14	4	5	2,007.15	5	3,980.66	4	5	3,373.44	5	6,566.40	5
SOUTHERN NEW HAMPSHIRE UNIVER	64 or 60 Beneficial Provided	4776 ROS 200N WINDSOR RD	MANCHESTER	NH	03109	5	5	950.00	5	7,081.03	5	5	485.23	5	1,227.07	4	5	1,823.79	5	8,106.26	5
SONOY TRUSS INC	Form 5500 Non Filing	1105 GREEN VISTA DR 212	DAVENPORT	NV	28901	5	5	521.88	5	4,728.64	5	5	788.25	5	2,827.00	4	5	1,234.12	5	8,100.25	5
NAVARDIO RESEARCH & ENGINEERING	Neither 64 or 60 Beneficial Provided	1022 COMMERCIAL PARK DR	DAY RIDGE	TN	37033	5	5	2,009.58	5	5,222.12	5	5	923.95	5	1,407.08	4	5	2,032.24	5	6,929.80	5
MB WORK FOODS INC	Form 5500 Non Filing	8895 FOOT	LAS VEGAS	NV	89120	5	5	478.70	5	4,398.30	2	5	1,096.94	5	1,809.00	5	5	1,775.54	5	7,918.58	5
MCL INC	Form 5500 Non Filing	703 W 46TH AVE STE 11	DENVER	CO	80216	5	5	719.10	5	6,473.80	5	5	248.17	5	2,231.44	4	5	91.70	5	6,780.23	5
GASTRO CULTURE LLC	Form 5500 Non Filing	929 KACHESOR BUTTON ST	LAS VEGAS	NV	89138	5	5	774.58	5	1,516.16	5	5	1,037.68	5	3,933.48	4	5	2,701.15	5	6,659.64	5
WASHINGTON FEDERAL SAVINGS	Neither 64 or 60 Beneficial Provided	425 FIVE STREET	SEATTLE	WA	98101	5	5	775.10	5	5,056.27	4	5	1,054.84	5	1,747.12	4	5	1,893.17	5	7,781.30	5
TRIFOLIUM BLUE DIAMOND LLC	Form 5500 Non Filing	4750 BLUE DIAMOND RD # 300	LAS VEGAS	NV	89119	5	5	997.81	5	7,214.58	5	5	499.42	5	821.20	4	5	1,487.25	5	8,038.78	5
CRAYON DEVELOPMENT	Form 5500 Non Filing	2021 S FORT RANCHO DR STE 200	LAS VEGAS	NV	89130	5	5	177.00	5	7,875.30	5	5	77.00	5	2,919.92	5	5	1,177.11	5	8,107.24	5
PUBLIC MARKET DEVELOPMENT	Form 5500 Non Filing	801 WEST LANE	LAMARCO CITY	NV	89117	5	5	4,807.70	5	4,827.14	5	5	4,807.70	5	4,807.70	5	5	4,807.70	5	9,615.40	5
SONO TORRESCO CORP	Form 5500 Non Filing	4620 S EASTERN AVE STE 100	LAS VEGAS	NV	89113	5	5	474.10	5	4,258.60	5	5	1,488.28	5	3,059.00	5	5	1,882.08	5	7,182.54	5
NATIONWIDE MUTUAL INSURANCE COMPANY	64 or 60 Beneficial Provided	ONE NATIONWIDE PLZ 104022	COLUMBUS	OH	43211	2	5	893.18	5	4,353.00	2	5	742.81	5	1,234.00	5	5	1,738.00	5	7,577.7	5
INCLUDE STARTING, LLC	Form 5500 Non Filing	8774 VATES DR	WESTMINSTER	CA	90031	5	5	933.51	5	8,327.90	5	5	-	5	-	5	5	933.52	5	8,327.91	5
SUSTAINABLE FURNITURE INC	Form 5500 Non Filing	PO BOX 50483	SPARKS	NV	89435	5	5	322.20	5	8,299.83	5	5	-	5	-	5	5	322.20	5	8,299.83	5
LAS VEGAS SOCIETY, LLC	Form 5500 Non Filing	10709 DOVER CREEK AVE	LAS VEGAS	NV	89134	5	5	399.57	5	5,956.13	5	5	1,889.54	5	2,395.70	5	5	2,289.51	5	6,892.81	5
COVENEY CHARTER SCHOOL OF NEW	Form 5500 Non Filing	2251 S JONES BLVD #300A	SPARKS	NV	89436	5	5	595.86	5	5,362.76	5	5	1,891.10	5	2,096.57	4	5	1,687.17	5	7,499.42	5
SOLORUNA BUTTE FARMS INC	Form 5500 Non Filing	2024 STUMPT ST	BIRMINGHAM	NV	89405	5	5	1,405.00	5	2,047.16	5	5	1,171.71	5	2,919.92	5	5	1,177.11	5	5,987.23	5
SONO TACO LLC	64 or 60 Beneficial Provided	PO BOX 288 NUC EXPRESS	ST LOUIS	MO	63166	5	5	1,474.48	5	7,943.86	5	5	278.46	5	2,509.20	5	5	901.97	5	8,100.74	5
ELECTRICITY INDUSTRIAL	Form 5500 Non Filing	12417 S CHAMBERLAIN DR	CHESTER	VA	22603	5	5	471.26	5	3,285.05	5	5	2,924.44	5	4,646.44	5	5	1,499.04	5	6,174.02	5
FOOTBALL LLC	Form 5500 Non Filing	15645 S RANCHO WAY	COMPTON	CA	90222	5	5	906.36	5	8,232.22	5	5	-	5	-	5	5	906.36	5	8,137.32	5
EAST FORK FIRE PROTECTION DISTRICT	Form 5500 Non Filing	1899 COUNTY RD	MINDEN	NV	89421	5	5	363.90	5	1,224.45	5	5	2,040.68	5	3,647.63	10	5	2,402.07	5	6,861.88	5
LE LLC	Form 5500 Non Filing	3825 N LAMONT ST	LAS VEGAS	NV	89115	5	5	1,012.19	5	5,372.75	5	5	1,082.28	5	1,781.48	5	5	1,761.48	5	7,196.48	5
DAEMTA PACKING INC	Form 5500 Non Filing	1 COLLEGE PARK CT	SAVOY	IL	61874	5	5	1,232.12	5	7,819.04	5	5	-	5	-	5	5	1,232.12	5	7,819.04	5
DE LAS VEGAS LLC	Form 5500 Non Filing	7440 DEAN MARTIN DR STE 201	LAS VEGAS	NV	89119	5	5	2,082.00	5	5,568.12	5	5	1,201.24	5	2,111.18	5	5	3,281.27	5	5,080.25	5
INTERMOUNTAIN SLURRY SEAL INC	Form 5500 Non Filing	P O BOX 3500	WATSONVILLE	CA	95077	5	5	1,167.91	5	7,789.18	5	5	-	5	-	5	5	1,167.91	5	7,789.18	5
DAHMAN INC	Form 5500 Non Filing	6840 N DURANGO DR STE 280	LAS VEGAS	NV	89149	5	5	1,076.73	5	1,045.48	5	5	728.46	5	6,547.86	2	5	1,383.60	5	7,102.24	5
INDUSTRIAL INC	Form 5500 Non Filing	904 BRIDGEMAN ROADWAY	HENDERSON	NV	89013	4	5	890.71	5	4,623.30	5	5	492.48	5	851.79	5	5	1,406.78	5	6,488.26	5
TEHRAN MANAGING INC	Form 5500 Non Filing	8845 S HANFORD PARKWAY	LAS VEGAS	NV	89123	5	5	1,247.21	5	2,390.86	5	5	795.34	5	1,653.64	5	5	1,843.21	5	7,084.56	5
AMERICAN GREETINGS CORPORATION	Neither 64 or 60 Beneficial Provided	1 AMERICAN WAY	CLEVELAND	OH	44143	2	5	893.57	5	8,024.15	5	5	-	5	-	5	5	893.57	5	8,024.15	5
RESOURCE EMPLOYMENT SOLUTIONS	Neither 64 or 60 Beneficial Provided	7800 SOUTHLAND BLVD STE 200	OKLAHOMA	OK	73160	5	5	740.51	5	6,534.06	5	5	633.36	5	1,011.14	4	5	1,339.57	5	7,545.46	5
CONVERSE INC	Form 5500 Non Filing	PO BOX 283 NUC EXPRESS	ST LOUIS	MO	63166	5	5	478.13	5	789.56	5	5	2,138.16	5	5,476.80	4	5	2,597.50	5	6,265.42	5
8TH AND FREE LLC	Form 5500 Non Filing	1028 FRANKM ST UNIT 200	LAS VEGAS	NV	89101	5	5	883.00	5	7,947.57	5	5	-	5	-	5	5	883.00	5	7,947.57	5
INTERSTATE FIRE SALES & SVC L	64 or 60 Beneficial Provided	2035 LAST CHANCE RD	ELMO	NV	89601	5	5	787.88	5	1,761.65	5	5	2,361.75	5	3,891.84	10	5	1,146.41	5	5,069.49	5
MBL VENTURES INC	Form 5500 Non Filing	PO BOX 49920	RENO	NV	89500	5	5	889.20	5	1,889.08	5	5	1,194.40	5	1,717.10	4	5	1,091.79	5	5,707.00	5
SONO SECURITY GROUP INC	Form 5500 Non Filing	11060 SUTHERST ST	RENO	NV	89510	5	5	871.20	5	2,044.14	5	5	-	5	-	5	5	871.20	5	2,044.14	5
CARSON RIDGES CHEVROLET INC	Form 5500 Non Filing	8000 SOUTH CARSON ST	CARSON CITY	NV	89701	5	5	855.38	5	7,471.31	4	5	1,380.00	5	1,445.40	11	5	2,035.40	5	6,712.20	5
CENTURYONE OF NEVADA, LLC	Form 5500 Non Filing	3125 SONE ST	DENVER	CO	80221	5	5	874.41	5	7,833.64	5	5	-	5	-	5	5	874.41	5	7,833.64	5
CASA DON BLAN 3 HENDERSON LLC	Form 5500 Non Filing	1460 S SUNSET RD STE C	LAS VEGAS	NV	89102	5	5	1,214.31	5	4,650.00	5	5	148.87	5	861.97	5	5	1,719.97	5	7,112.24	5
ISOT LLC	Form 5500 Non Filing	1518 CARNEY COURT	PALM BEACH GARD	FL	33410	5	5	562.25	5	5,060.28	5	5	1,138.21	5	1,871.11	4	5	1,761.46	5	6,945.17	5
ELIAD FEDERAL CREDIT UNION	Form 5500 Non Filing	2197 MOUNTAIN CITY HWY	ELMO	NV	89601	5	5	813.11	5	5,679.31	5	5	789.71	5	1,301.08	10	5	1,643.12	5	6,980.00	5
GENERAL ATOMAS	64 or 60 Beneficial Provided	PO BOX 8508	SAN DIEGO	CA	92108	5	5	862.28	5	7,862.16	5	5	-	5	-	5	5	862.28	5	7,862.16	5
C.A GROUP INC	Neither 64 or 60 Beneficial Provided	2780 SOUTH RAINBOW BLVD	LAS VEGAS	NV	89146	5															

Appendix

MCCARTHY BUILDING COMPANIES I	Form 5500 Non Filed	PO BOX 288 NUC EXPRESS	ST LOUIS	MO	63166	4	5	1,932.99	5	4,952.80	1	203.46	5	553.59	5	1,986.45	5	5,296.48	5	7,222.84
WALKER LANDSCAPE MAINTENANCE	Form 5500 Non Filed	429 VIA GIGANTE CT	HENDERSON	NV	89011	4	5	721.06	5	6,891.53	2	1.75	5	2.85	6	721.75	5	6,494.26	5	7,218.07
CITY OF ELMO	Form 5500 Non Filed	1751 COLLEGE AVE	ELMO	NV	89002	4	5	4,378.59	5	1,498.18	2	875.10	5	1,520.26	5	5,634.77	5	7,130.03	5	
OCCUPANT HEALTH CRTX OF THE SW	Form 5500 Non Filed	4734 GETTYBURG RD	MICHAELSBURG	PA	17053	4	5	653.62	5	1,467.02	4	1,880.46	5	2,967.71	5	2,654.08	5	4,374.71	5	7,028.81
NEVADA PRECISION SHEET METAL	Form 5500 Non Filed	2846 PLYMOUTH ST	LAS VEGAS	NV	89005	4	5	1,200.00	5	2,950.47	2	548.21	5	800.54	2	3,089.21	5	5,147.21	5	6,988.42
ECO COMPANY SERVICES INC	Form 5500 Non Filed	2555 PACIFICVIEW UNIVERSITY RD	LAS VEGAS	NV	89101	4	5	1,125.00	5	2,287.19	5	2,529.29	5	2,481.91	5	461.48	5	6,276.26	5	6,759.82
B & DONNELLY & SONS CO	Form 5500 Non Filed	20100 283 NUC EXPRESS	ST LOUIS	MO	63166	4	5	687.64	5	6,276.86	1	5	5	5	5	687.64	5	6,276.86	5	6,974.61
WORMWOOD INDUSTRIES LLC	Form 5500 Non Filed	1245 PALMS CENTER DR	LAS VEGAS	NV	89103	2	5	507.05	5	5,203.40	1	468.72	5	772.59	2	1,055.77	5	5,878.26	5	6,933.83
WYNN RESORTS LIMITED	Form 5500 Non Filed	PO BOX 173845 SANDLERS DR	DENVER	CO	80217	2	5	890.48	5	6,214.45	0	5	5	5	5	890.48	5	6,214.45	5	6,904.94
TRULOCK-CARSON IRRIGATION DS	Form 5500 Non Filed	P O BOX 1356	FALCON	NV	89407	1	5	1,492.32	5	1,875.15	5	1,847.86	11	5	5	1,021.51	5	4,718.23	5	6,759.79
TACTICAL AIR SUPPORT INC	Form 5500 Non Filed	22289 EXPLORATION DR STE 304	LEXINGTON PARK	MD	20653	4	5	1,026.44	5	5,686.13	5	5	5	5	5	1,026.44	5	5,686.13	5	6,756.57
TRULIFON YOGA LLC	Form 5500 Non Filed	8575 E EASTERN AVE	LAS VEGAS	NV	89131	4	5	878.61	5	3,788.79	2	5	5	785.58	5	1,643.99	5	5,085.79	5	6,784.29
GALAXY VEGAS LLC	Form 5500 Non Filed	25800 Ventura Blvd #500	SHERMAN OAKS	CA	91403	2	5	976.52	5	3,731.35	5	731.42	5	1,201.61	5	1,769.09	5	4,937.52	5	6,494.61
WILLIAMS SONDRA STORES INC	Form 5500 Non Filed	12520 VAN NESS AVE	SAN FRANCISCO	CA	94039	2	5	1,077.20	5	3,057.47	2	871.23	5	1,635.74	4	1,948.83	5	4,047.21	5	6,025.84
URSON MANNING AGENCY INC	Form 5500 Non Filed	1430 MAIN OFFICE	ROCKFORD	CA	95760	2	5	1,417.54	5	1,623.92	0	5	5	5	5	1,417.54	5	1,623.92	5	6,629.22
CLOVER CABLE CONSTRUCTION CO	Form 5500 Non Filed	P O BOX 42303	LAS VEGAS	NV	89204	4	5	576.56	5	3,465.56	5	700.20	5	2,691.79	4	1,279.47	5	5,129.01	5	6,408.80
ABAY ROOFING INC	Form 5500 Non Filed	1202 E WARM SPRINGS RD	LAS VEGAS	NV	89120	2	5	747.58	5	2,623.11	2	1,147.00	5	1,893.24	4	1,893.24	5	4,535.51	5	6,432.74
LAS VEGAS ASS. L.L.C	Form 5500 Non Filed	PO BOX 180230 THORNHILL DR	NASHVILLE	TN	37218	2	5	1,047.47	5	1,732.12	1	5	5	5	5	1,047.47	5	1,732.12	5	6,964.69
REDER TRUCK RENTAL INC	Form 5500 Non Filed	PO BOX 283 NUC EXPRESS	ST LOUIS	MO	63166	4	5	635.76	5	5,721.86	1	5	5	5	5	635.76	5	5,721.86	5	6,357.62
RUCKELER LLC	Neither 4k or 4i Beneficial Provided	8015 S DURANGO DR STE 200	LAS VEGAS	NV	89113	4	5	634.92	5	5,750.49	0	5	5	5	5	634.92	5	5,750.49	5	6,384.99
CHEEK CONSTRUCTION LLC	Form 5500 Non Filed	1303 WEND HWY	FALCON	NV	89406	4	5	439.01	5	2,933.55	5	485.46	5	2,451.96	7	938.07	5	5,394.05	5	6,332.97
LA SPECIALTY PROTECTIVE CO INC	Neither 4k or 4i Beneficial Provided	P O BOX 2293	ALANTA FE SPR	CA	90720	4	5	499.20	5	1,483.54	2	221.90	5	1,267.75	5	1,073.81	5	3,182.29	5	4,255.10
CANTATA CO LLC	Form 5500 Non Filed	PO BOX 706	ALBERTA PARK	CA	94004	4	5	1,048.78	5	3,750.47	5	1,007.74	5	1,300.76	5	1,728.24	5	3,108.01	5	4,238.89
LANEY MINING & CONSTRUCTION	Form 5500 Non Filed	13300 NW COUNTY ROAD 233	ALBERTA PARK	CA	94004	4	5	123.35	5	38.35	5	2,234.29	5	3,835.80	5	2,244.42	5	3,934.51	5	6,169.63
INFANTRY CONSULTANTS OF NV I	Form 5500 Non Filed	4605 LANERIDGE BL #417	N HOLLYWOOD	CA	91642	2	5	883.87	5	1,623.80	2	940.27	5	2,623.57	4	1,824.24	5	4,247.47	5	6,171.70
THE BORGING COMPANY	Form 5500 Non Filed	PO BOX 9767	SEATTLE	WA	98114	4	5	303.2	5	2,750.86	2	1,098.58	5	2,024.02	4	1,795.74	5	4,744.88	5	6,146.58
LAITECH PLASTERING LLC	Form 5500 Non Filed	11265 W TORING AVE	LAS VEGAS	NV	89151	4	5	613.81	5	5,525.18	0	5	5	5	5	613.81	5	5,525.18	5	6,139.07
RENO SOCCER CENTER LLC	Form 5500 Non Filed	9536 TAYLOR ST	DALLAS	TX	75218	4	5	613.91	5	5,525.18	0	5	5	5	5	613.91	5	5,525.18	5	6,139.07
TANCO DOUGLASS FIRE PROTECTION	Form 5500 Non Filed	PO BOX 919	RENO	NV	89408	4	5	821	5	216	5	832.75	5	5,514.51	5	632.99	5	5,536.40	5	6,229.55
REGIONAL TRANSPORTATION CORP	Form 5500 Non Filed	P O BOX 30202	ZEPHYRUS	NV	89220	4	5	1,168.0	5	2,029.88	2	391.22	5	2,300.79	4	1,927.82	5	5,300.01	5	6,139.48
FACEBOOK INC	Form 5500 Non Filed	1 FACEBOOK WAY	MENLO PARK	CA	94025	4	5	1,197.29	5	7,761.79	5	429.09	5	1,629.77	5	2,629.97	5	5,199.29	5	6,829.27
HEAT & FLUE OPERATIONS LLC	Form 5500 Non Filed	16163 120255 THORNHILL BL 7	NASHVILLE	CA	37203	2	5	1,118.85	5	3,849.88	1	1,180.28	5	1,749.54	5	1,403.16	5	4,053.02	5	6,254.88
ROSI INC	Form 5500 Non Filed	1800 West Burbank Blvd	BURBANK	CA	91506	2	5	404.48	5	4,238.12	1	529.27	5	862.19	2	961.24	5	4,088.38	5	5,968.88
PLAYSTOPS LLC LLC	Neither 4k or 4i Beneficial Provided	20103 CONINGTON CROSS DR	LAS VEGAS	NV	89144	4	5	955.32	5	4,893.88	0	5	5	5	5	955.32	5	4,893.88	5	5,851.00
SKARUN LAS VEGAS, INC.	Form 5500 Non Filed	1100 S MAIN ST	HAWAIIA	CA	91661	1	5	175.30	5	1,177.68	1	5	5	5	5	175.30	5	1,177.68	5	1,352.98
AMERICAN UNITED CONSTRUCTION INC.	Form 5500 Non Filed	20066 ASHEM ST	LAS VEGAS	NV	89183	4	5	572.04	5	5,548.32	5	5	5	5	5	572.04	5	5,548.32	5	6,120.36
NEW ASIAN BROS LLC	Form 5500 Non Filed	1100 SPRING MOUNTAIN RD STE 6	LAS VEGAS	NV	89146	4	5	589.12	5	5,117.46	0	5	5	5	5	589.12	5	5,117.46	5	5,706.58
ANTHEM PHYSICAL THERAPY INC	Form 5500 Non Filed	140 FORTI ANN WOODS DR	HENDERSON	NV	89022	4	5	567.48	5	5,107.33	0	5	5	5	5	567.48	5	5,107.33	5	5,674.81
NEW VENTURE FITNESS INC	Form 5500 Non Filed	1353 WINDYBROOK MANA DR	HENDERSON	NV	89022	4	5	445.05	5	5,026.01	0	5	5	5	5	445.05	5	5,026.01	5	5,471.06
LANDRUM COUNTY AND CENTERITY LLC	Form 5500 Non Filed	6764 WINDYBROOK	LAS VEGAS	NV	89119	4	5	1,111.61	5	2,021.40	3	1,139.10	5	2,311.10	4	1,541.92	5	4,146.54	5	5,668.69
FIRST CHECKE STAFFING SOLUTIONS	Form 5500 Non Filed	460 W MAIN ST STE 204	FERNETY	NV	89064	4	5	2,274.18	5	3,120.38	2	5	5	5	5	2,274.18	5	4,120.38	5	5,244.54
SCHNEIDER ELEVATOR CORPORATION	Form 5500 Non Filed	PO BOX 66744 NUC EXPRESS	ST LOUIS	MO	63166	4	5	1,385.11	5	2,623.57	1	508.46	5	838.10	2	2,093.47	5	3,490.51	5	5,544.14
HALLMARK RETAIL LLC	Form 5500 Non Filed	PO BOX 435880	KANSAS CITY	MO	64141	4	5	578	5	921.80	1	1,432.27	5	1,548.85	4	1,448.26	5	4,071.71	5	1,540.01
BSF INC	Form 5500 Non Filed	5570 REFERENCE ST	LAS VEGAS	NV	89122	4	5	524.13	5	5,055.85	5	2,005.75	5	3,932.12	4	2,005.75	5	3,454.58	5	4,974.74
NV ENERGY INC	Form 5500 Non Filed	PO BOX 98950 SPOKANE RESO	LAS VEGAS	NV	89015	4	5	1,190.07	5	4,861.17	0	5	5	5	5	1,190.07	5	4,861.17	5	5,390.19
FAIRWAY INDEPENDENT MORTGAGE	Form 5500 Non Filed	4750 S BELTMORE DR	MADISON	WI	53718	4	5	1,544.68	5	3,845.35	0	5	5	5	5	1,544.68	5	3,845.35	5	5,390.69
AUTO COMPANY NV INC	Form 5500 Non Filed	1325 WINDYBROOKWAY #222	SPRING	TX	75901	4	5	997.0	5	3,179.23	1	538.1	5	850.16	3	917.24	5	4,475.21	5	5,322.89
THE HEATWORKS GROUP INC	Form 5500 Non Filed	8100 CONVENTOR CT #100	LAS VEGAS	NV	89119	4	5	1,144.8	5	4,842.19	5	5	5	5	5	1,144.8	5	4,842.19	5	5,248.79
ROCKWORLD LITHIUM INC	Form 5500 Non Filed	PO BOX 98	SLUITERSPEAK	NV	89817	4	5	3,568.58	5	4,768.34	5	845	5	1,413.51	5	4,851.51	5	4,782.02	5	6,264.54
MODERN TECHNOLOGY SOLUTIONS	Form 5500 Non Filed	1285 SHAWNEE RD #400	ALEXANDRIA	VA	22312	4	5	128.71	5	4,768.54	0	5	5	5	5	128.71	5	4,768.54	5	5,287.27
PALETTE LV, LLC	Form 5500 Non Filed	4601 SPRING MOUNTAIN RD	LAS VEGAS	NV	89121	4	5	415.24	5	4,072.68	2	272.98	5	448.08	4	725.51	5	4,522.52	5	5,246.17
EMPLOYMENT WORKFORCE MANAGEMENT INC	Form 5500 Non Filed	2555 GARDEN RD	MONTREY	CA	93940	4	5	482.72	5	2,895.12	2	438.02	5	1,330.18	6	861.65	5	4,138.01	5	5,227.74
STEWART TITLE COMPANY	Form 5500 Non Filed	1380 POST OAK BLVD STE 300	HOUSTON	TX	77056	4	5	1,097.41	5	2,046.98	2	784.18	5	1,891.77	5	1,339.81	5	3,199.84	5	3,221.61
REV LLC	Form 5500 Non Filed	3700 CARLEVA AVE	LAS VEGAS	NV	89103	4	5	1,184.48	5	4,666.34	0	5	5	5	5	1,184.48	5	4,666.34	5	5,184.82
KAG ENERGY LLC	Form 5500 Non Filed	2488 MOUNT PLEASANT ST NW	NORTH CANTON	OH	44720	4	5	1,440.0	5	3,134.16	2	876.24	5	2,781.24	6	1,022.37	5	4,076.41	5	5,097.77
DANIS ADVANTAGE LLC	Form 5500 Non Filed	731 BOX 288 NUC EXPRESS	ST LOUIS	MO	63166	4	5	1,428.19	5	4										

