

Recurring State of Nevada Employees on Medicaid, SFY 2020 - SFY 2023

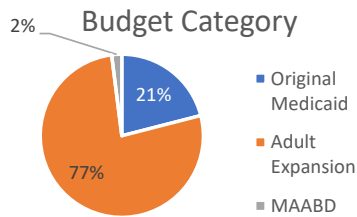
SFY 2022 and SFY 2023

663 Recurring State Employees on Medicaid

79% Female

21% Male

County	Percent
Carson City	13%
Clark	65%
Washoe	10%
Rest of State	11%



For Original Medicaid:

- > 49% have children <5
- > 66% have children 5-18
- > 91% have children <19

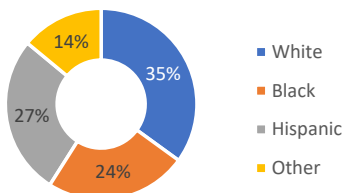
For Adult Expansion:

- > 23% have children <5
- > 50% have children 5-18
- > 58% have children <19

Age Distribution

Age Group (Years)	Percent
Less than 25	7%
25-34	35%
35-44	34%
45-54	16%
55+	8%

Race/Ethnicity



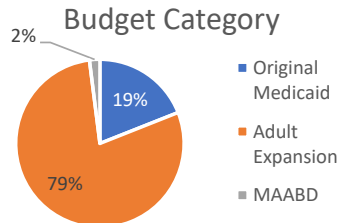
SFY 2021, SFY 2022 and SFY 2023

252 Recurring State Employees on Medicaid

73% Female

27% Male

County	Percent
Carson City	13%
Clark	63%
Washoe	10%
Rest of State	14%



For Original Medicaid:

- > 59% have children <5
- > 66% have children 5-18
- > 88% have children <19

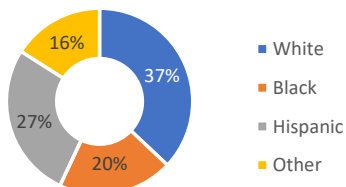
For Adult Expansion:

- > 28% have children <5
- > 57% have children 5-18
- > 65% have children <19

Age Distribution

Age Group (Years)	Percent
Less than 25	6%
25-34	30%
35-44	41%
45-54	16%
55+	6%

Race/Ethnicity



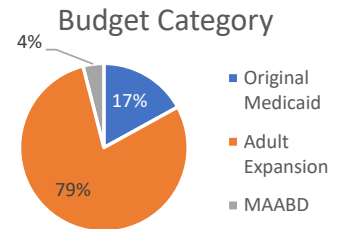
SFY 2020, SFY 2021, SFY 2022 & SFY 2023

150 Recurring State Employees on Medicaid

76% Female

24% Male

County	Percent
Carson City	13%
Clark	64%
Washoe	10%
Rest of State	13%



For Original Medicaid:

- > 61% have children <5
- > 73% have children 5-18
- > 92% have children <19

For Adult Expansion:

- > 24% have children <5
- > 68% have children 5-18
- > 75% have children <19

Age Distribution

Age Group (Years)	Percent
Less than 25	3%
25-34	28%
35-44	46%
45-54	15%
55+	7%

Race/Ethnicity

